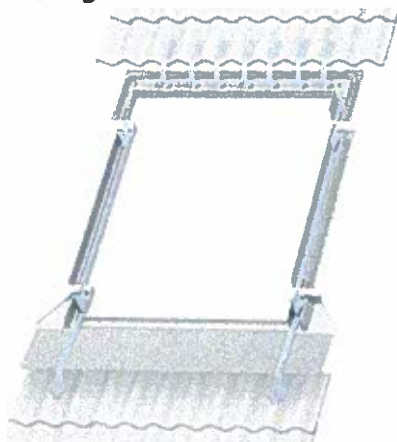


## Flashings

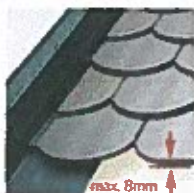


Our range of flashings will provide a weathertight seal between your roof window and roofing material.

Because every roof window needs a flashing to ensure safe and effective water drainage, VELUX makes it simple to select the right one for your roofing material and window layout.

Flashings come in grey aluminium as standard to match the window profile, with the options of copper, titanium zinc and coloured aluminium, so you're sure to find the appropriate type for your roofing material.

VELUX offers a number of flashing types for the perfect installation solution:



### EDL/EBL/EKL

Flashings for installing roof window into slate up to 8mm thick.  
For roof pitches from 15° - 90°.  
Not for interlocking slate or thatch.  
Maintenance free grey aluminium as standard.




### EDN/ETN

For recessed installation of single roof window into slate up to 8mm thick.  
For roof pitches from 20° - 90°.  
Not for interlocking slate.  
Coupled version also available.  
ETN centre flashing makes it possible to combine windows together side by side with 100mm frame gap.



### EDZ

Flashings for installing single roof window in flat or profiled roofing material with minimum profile of 15mm and maximum profile of 45mm.  
For roof pitches from 20° - 90°.  
Not suitable for interlocking slates, thatch or profile sheeting.



### EDW/EBW/EKW

Flashings for installing roof window in flat or profiled roofing material up to 120mm in profile.  
For roof pitches from 15° - 90°.  
Also for interlocking slate, thatch and profile sheeting.



### EDP/EBP/EKP

Flashings for installing roof window in plain tiles (max length 340mm).  
For roof pitches from 25° - 90°.  
Maximum thickness of 15mm.

### EDJ

For recessed installation of one roof window into flat or profiled roofing material up to 90mm in profile.  
For roof pitches from 20° - 90°.


## Brochures

Here you can find our range of brochures to order or download.

[See our brochures](#)

## Flashing Compatibility

Here you can find a guide showing a number of popular roofing materials and the correct VELUX Flashing product to use.



[Download Flashing Compatibility guide](#)

RECEIVED  
02 DEC 2011

## Top-Hung Roof Windows – open to 45°

[www.velux.co.uk/products](http://www.velux.co.uk/products)



### White polyurethane finish (GPU)

- High quality – moulded polyurethane with timber core.
- Can stay open to any position up to 45°.
- Moisture resistant. Ideal for humid rooms such as kitchens and bathrooms
- Rotates 180° for easy cleaning.
- White bottom handle for convenient opening.



- For roof pitches from 55°–75°, please specify special springs when ordering.

55 x 98	78 x 98	66 x 118	78 x 118	78 x 140	114 x 118	94 x 160	134 x 140

External frame size (nominal w x h) cm		55 x 98	78 x 98	66 x 118	78 x 118	78 x 140	114 x 118	94 x 160	134 x 140
Product Code		C04	M01	F06	M06	M08	S04	P10	U06
<b>GPU 0059</b> U-value 1.4 W/m²K	Toughened outer pane	£348.00	£396.00	£420.00	£444.00	£492.00	£576.00	£606.00	£684.00
<b>GPU 0034</b> U-value 1.4 W/m²K	Obscure inner, toughened outer pane	£390.00	£444.00	£468.00	£492.00	£540.00	£642.00	£672.00	£750.00
<b>GPU 0073</b> U-value 1.4 W/m²K	Laminated inner, toughened outer pane Clear and clean coating	£396.00	£450.00	£474.00	£498.00	£546.00	£648.00	£678.00	£756.00
<b>GPU 0060</b> U-value 1.3 W/m²K	Laminated inner, toughened outer pane Clear and clean coating, noise reduction	£420.00	£486.00	£510.00	£534.00	£582.00	£696.00	£726.00	£804.00
<b>GPU 0065</b> U-value 1.0 W/m²K	Triple glazed. Laminated inner, toughened outer pane Clearview coating	£552.00	£636.00	£660.00	£684.00	£732.00	£876.00	£906.00	-

\* Sizes suitable for emergency escape requirements.

Prices valid from February 2011. All prices include VAT

