








FOR DETAILED RESIDENTIAL LAYOUTS PLEASE REFER TO DRAWINGS P4000-P4008

FOR DETAILED RESIDENTIAL LAYOUTS PLEASE REFER TO DRAWINGS P4000-P4008

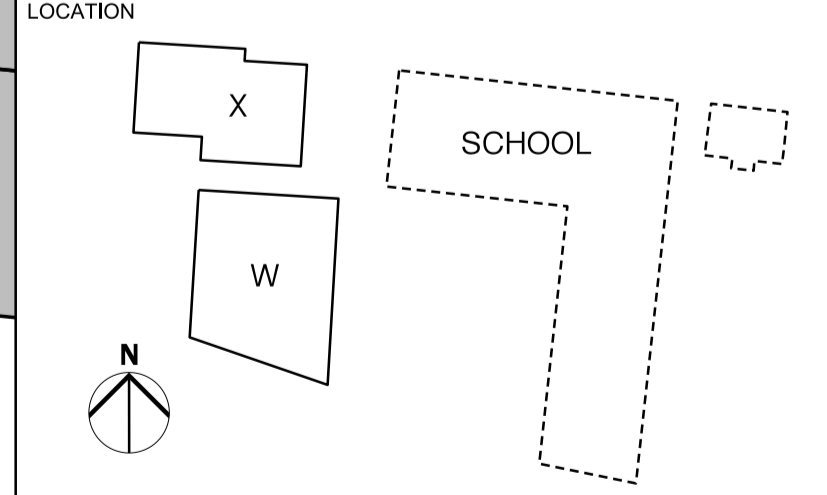
THE SITING OF BUILDING S2 MAY VARY IN POSITION UP TO THESE LINES. DIMENSIONS OF VARIATION FOR MAXIMUM AND MINIMUM EXTENTS ARE 8.6m AND 12.6m RESPECTIVELY.

- KEY**
-  Boundary of outline application
 -  Maximum Extents of Building Envelope
 -  Building S2 Deviation for Maximum Extents
 -  Minimum Extents of Building Envelope
 -  Building S2 Deviation for Minimum Extents
 -  Boundary of Detailed Application for Change of Use and Detailed Listed Building Consent
Please refer to drawings HR_N1853_001 to HR_N1853_018
 -  Maximum Extents of Building Projection for facade articulation. The total width of the projections will be no greater than 1/3 of the width of the north elevation of building s1, and will not be located within 8.8m of no. 1 hawley road.

| REV | DATE |
|-----|---------------------------------|
| B | 12/12/12 PLANNING |
| A | 14/09/11 Revised building names |
| - | 17/08/11 Issued for information |

NOTE

- Do not scale from this drawing, other than for Planning purposes.
- All dimensions to be checked on site by the contractor and such dimensions to be his responsibility.
- Report all drawing errors, omissions and discrepancies to the architect.
- This document may be issued in an uncontrolled CAD format to enable others to use it as background information to make alterations and/or additions. In that instance the file will be accompanied by a PDF version. It is for those making such alterations and additions to ensure that they make use of current background information. AHMM Ltd accepts no liability for any such alterations or additions to the background information or arising out of changes to background information which occur prior to alterations of additions being made.



ALLFORD HALL MONAGHAN MORRIS
 ARCHITECTS Ltd
 2ND FLOOR, BLOCK C, 5-23 OLD STREET LONDON EC1V 9HL
 TEL 020 7251 5261 FAX 020 7251 5123 WEB WWW.AHMM.CO.UK

| | | | | | |
|--|---------------|-----------------------------|--------------------|---------------------|---------------|
| job title HAWLEY WHARF | | | | | |
| drawing title / location BUILDING SIZE AND LAYOUT OUTLINE SCHOOL APPLICATION | | | | | |
| drawn by MM | checked WL | scale 1:200@A1; 1:400@A3 | status PLANNING | | |
| project 09175 | zone S | source - | CIS/SIB ref P | drawing no. 4401 | revision B |

