

00. INDEX

Drawing Number	Drawing Title	Description
E04019/00	Index	Index of Drawings.
E04019/01	Location Plan	Scale 1:1250 at A4.
E04019/02	Roof Plan	Drawing of block from above, showing equipment positions.
E04019/03	Roof Elevation 1	Description and location of the antenna and dishes + mounting and measurements & Description and location of the Main cabinet size, colour + measurements.
E04019/04	Roof Elevation 2	Description of Cable routes, loom sizes and entry points.
E04019/05	South Elevation	Description of Cable routes, loom sizes and entry points.
E04019/06	North Elevation	Description of Cable routes, loom sizes and entry points.
E04019/07	Existing Equipments	Description, location and view of the existing equipment on site before install.
E04019/08	Antenna, Dish Sizes & Typical Mounting Heights	Sketch of the Antenna and Dishes + mounting, position and height.

Form No. SCC 013 SCC International – 1 Fieldings Road, Cheshunt, Herts, EN8 9TL, . Tel: 01992 642255. Website: www.scci.co.uk



Please consider the environment before printing this document – Recycle Wherever Possible

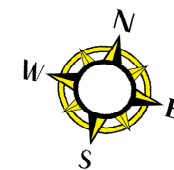


Drawing No.	E04019/00	Site Address:	345-364 & 377-398 Holly Lodge Mansions, London, N6 6ED		
Date:	17 th Nov 11	Site Ref:	LBC	Surveyed By:	Paul Kenney
Number of Points:	41	System Type	9Wire IRS Sky Plus	Drawn By:	James Schroder



02. Roof Plan

-Loom work from H/E on the wall on roof in black PVC cables to exit the H/E and run on tray to drop location then down the building to lounge location in black cable at the front of block and white cable at the rear.. To feed flats at front and rear wall of the building.
-2 cables per flat at entry points.



North Elevation

Front

25m

West Elevation

12m

East Elevation

Back

South Elevation

Proposed position and location of light grey metal Main cabinet. Sized 70cmx50cm on the wall on roof

Proposed position of the Antenna and Dishes located on the wall on roof

Form No. SCC 013 SCC International – 1 Fieldings Road, Cheshunt, Herts, EN8 9TL, . Tel: 01992 642255. Website: www.scci.co.uk



Please consider the environment before printing this document – Recycle Wherever Possible



Drawing No.	E04019/02	Site Address:	345-364 & 377-398 Holly Lodge Mansions, London, N6 6ED
Date:	17 th Nov 11	Site Ref:	LBC
Number of Points:	41	System Type	9Wire IRS Sky Plus
		Surveyed By:	Paul Kenney
		Drawn By:	James Schroder



-Loom work from H/E on the wall on roof in black PVC cables to exit the H/E and run on tray to drop location then

Each property will have two cables to lounge position.

Cable Harness sizes

2-4 cables = 15mm

6-8 cables = 20mm

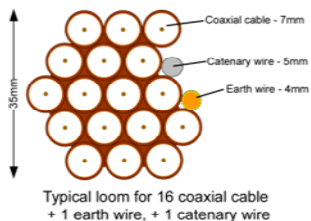
10-14 cables = 30mm

16-18 Cables = 35mm

20 cables = 40mm

40 cables = 65mm

60 cables = 90mm

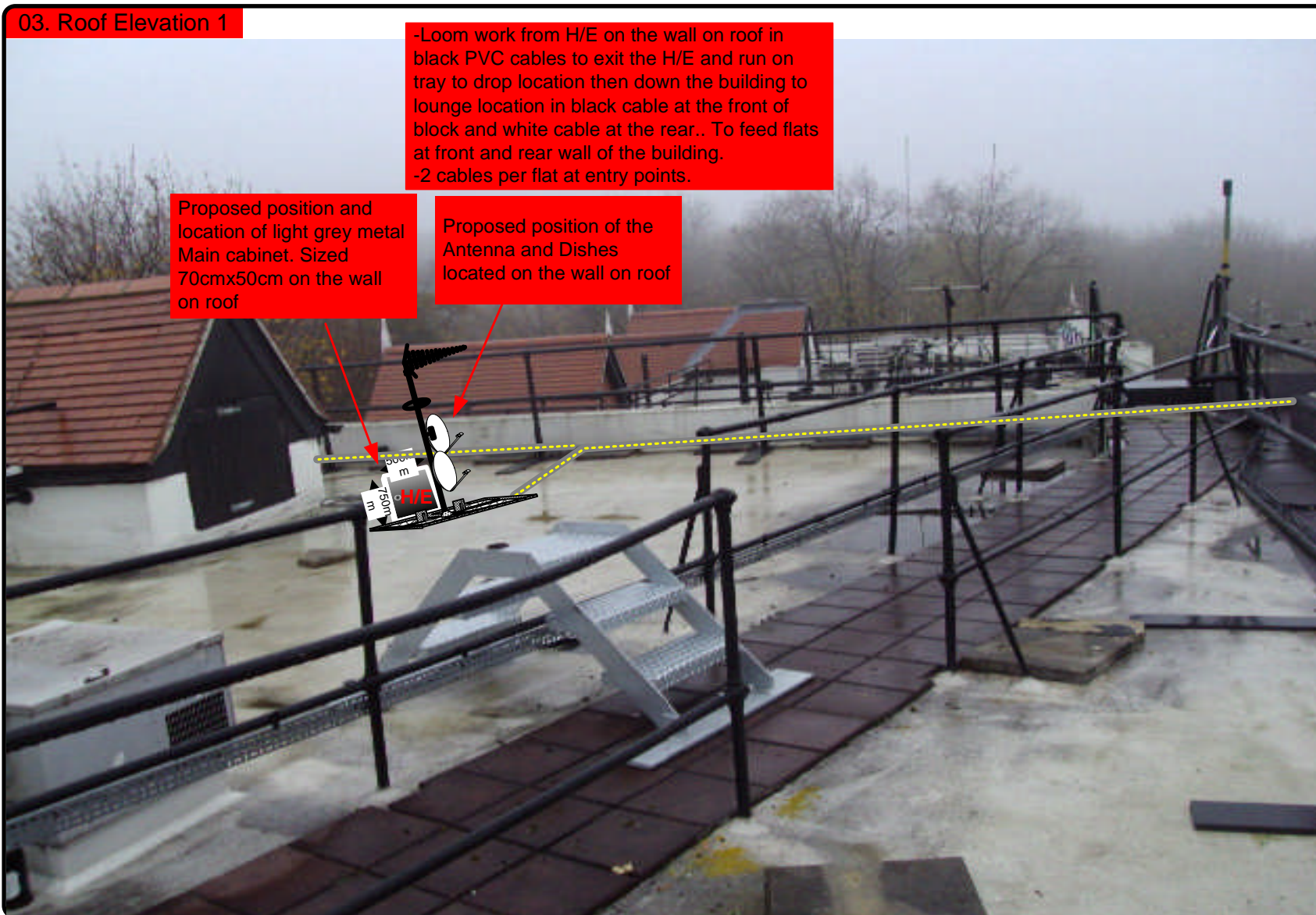


03. Roof Elevation 1

-Loom work from H/E on the wall on roof in black PVC cables to exit the H/E and run on tray to drop location then down the building to lounge location in black cable at the front of block and white cable at the rear.. To feed flats at front and rear wall of the building.
-2 cables per flat at entry points.

Proposed position and location of light grey metal Main cabinet. Sized 70cmx50cm on the wall on roof

Proposed position of the Antenna and Dishes located on the wall on roof



Form No. SCC 013 SCC International – 1 Fieldings Road, Cheshunt, Herts, EN8 9TL, . Tel: 01992 642255. Website: www.scci.co.uk

Drawing No. E04019/03 Site Address: 345-364 & 377-398 Holly Lodge Mansions, London, N6 6ED

Date: 17th Nov 11 Site Ref: LBC Surveyed By: Paul Kenney

Number of Points: 41 System Type: 9Wire IRS Sky Plus Drawn By: James Schroder



Please consider the environment before printing this document – Recycle Wherever Possible



Each property will have two cables to lounge position.

Cable Harness sizes

2-4 cables = 15mm

6-8 cables = 20mm

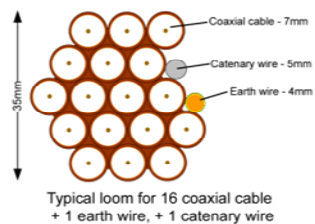
10-14 cables = 30mm

16-18 Cables = 35mm

20 cables = 40mm

40 cables = 65mm

60 cables = 90mm



04. Roof Elevation 2



Form No. SCC 013 SCC International – 1 Fieldings Road, Cheshunt, Herts, EN8 9TL, . Tel: 01992 642255. Website: www.scci.co.uk



Please consider the environment before printing this document – Recycle Wherever Possible



Drawing No.	E04019/04	Site Address:	345-364 & 377-398 Holly Lodge Mansions, London, N6 6ED
Date:	17 th Nov 11	Site Ref:	LBC
Number of Points:	41	System Type	9Wire IRS Sky Plus
		Surveyed By:	Paul Kenney
		Drawn By:	James Schroder



Each property will have two cables to lounge position.

Cable Harness sizes

2-4 cables = 15mm

6-8 cables = 20mm

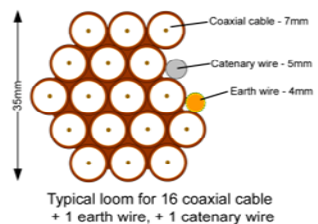
10-14 cables = 30mm

16-18 Cables = 35mm

20 cables = 40mm

40 cables = 65mm

60 cables = 90mm



05. South Elevation




Form No. SCC 013 SCC International – 1 Fieldings Road, Cheshunt, Herts, EN8 9TL. . Tel: 01992 642255. Website: www.scci.co.uk

Drawing No.	E04019/05	Site Address:	345-364 & 377-398 Holly Lodge Mansions, London, N6 6ED
Date:	17 th Nov 11	Site Ref:	LBC
Number of Points:	41	System Type	9Wire IRS Sky Plus
		Surveyed By:	Paul Kenney
		Drawn By:	James Schroder



Please consider the environment before printing this document – Recycle Wherever Possible



Each property will have two cables to lounge position.

Cable Harness sizes

2-4 cables = 15mm

6-8 cables = 20mm

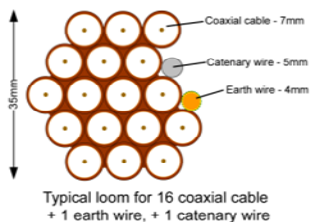
10-14 cables = 30mm

16-18 Cables = 35mm

20 cables = 40mm

40 cables = 65mm

60 cables = 90mm



06. North Elevation

-Loom work from H/E on the wall on roof in black PVC cables to exit the H/E and run on tray to drop location then down the building to lounge location in black cable at the front of block and white cable at the rear. To feed flats at front and rear wall of the building.
-2 cables per flat at entry points.



Form No. SCC 013 SCC International – 1 Fieldings Road, Cheshunt, Herts, EN8 9TL, . Tel: 01992 642255. Website: www.scci.co.uk



Please consider the environment before printing this document – Recycle Wherever Possible



Drawing No. E04019/06 Site Address: 345-364 & 377-398 Holly Lodge Mansions, London, N6 6ED

Date: 17th Nov 11 Site Ref: LBC Surveyed By: Paul Kenney

Number of Points: 41 System Type: 9Wire IRS Sky Plus Drawn By: James Schroder



Each property will have two cables to lounge position.

Cable Harness sizes

2-4 cables = 15mm

6-8 cables = 20mm

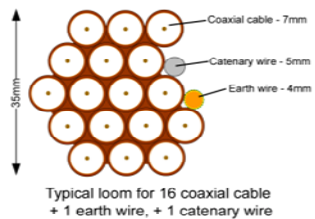
10-14 cables = 30mm

16-18 Cables = 35mm

20 cables = 40mm


40 cables = 65mm

60 cables = 90mm



07. Existing Equipments

Roof Elevation



Form No. SCC 013 SCC International – 1 Fieldings Road, Cheshunt, Herts, EN8 9TL . Tel: 01992 642255. Website: www.scci.co.uk

Drawing No.	E04019/07	Site Address:	345-364 & 377-398 Holly Lodge Mansions, London, N6 6ED
Date:	17 th Nov 11	Site Ref:	LBC
Number of Points:	41	System Type	9Wire IRS Sky Plus
		Drawn By:	James Schroder



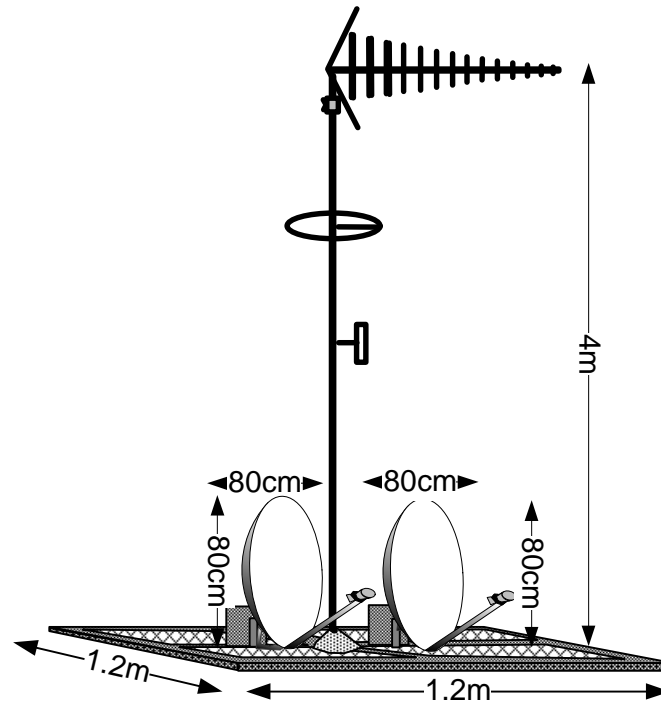
Please consider the environment before printing this document – Recycle Wherever Possible



08. Antenna and Dishes Measurements

Digital TV,
FM & DAB Radio
Aerials

Proposed location of UHF Aerial on a 4m
pole and 80cm dishes mounted on
300cm Stands on a non-pen mount.



Form No. SCC 013 SCC International – 1 Fieldings Road, Cheshunt, Herts, EN8 9TL, . Tel: 01992 642255. Website: www.scci.co.uk

Drawing No.	E04019/08	Site Address:	345-364 & 377-398 Holly Lodge Mansions, London, N6 6ED		
Date:	17 th Nov 11	Site Ref:	LBC	Surveyed By:	Paul Kenney
Number of Points:	41	System Type	9Wire IRS Sky Plus	Drawn By:	James Schroder



Please consider the environment before printing this document – Recycle Wherever Possible

