

# 00. INDEX

Drawing Number	Drawing Title	Description
B04117-18/00	Index	Index of Drawings.
B04117-18/01	Location Plan	Scale 1:1250 at A4
B04117-18/02	Roof Plan	Drawing of block from above, showing equipment positions.
B04117-18/03	Roof Elevations	Roof view, cable routes and equipments mounting and measurements
B04117-18/04	North Elevation 1	Elevation view, cable routes, colour, loom sizes at entry point per flat
B04117-18/05	North Elevation 2	Elevation view, cable routes, colour, loom sizes at entry point per flat
B04117-18/06	South Elevation 1	Elevation view, cable routes, colour, loom sizes at entry point per flat
B04117-18/07	South Elevation 2	Elevation view, cable routes, colour, loom sizes at entry point per flat
B04117-18/08	Existing Equipment	Elevation view, cable routes, colour, loom sizes at entry point per flat
B04117-18/09	Antenna, Dish Sizes & Typical Mounting Heights	Measurement of Dishes mounting position / height.

Form No. SCC 013 SCC International – 1 Fieldings Road, Cheshunt, Herts, EN8 9TL, . Tel: 01992 642255. Website: www.scci.co.uk



Please consider the environment before printing this document – Recycle Wherever Possible



Site Reference:	B04117-18/00	Site Address:	FLATS 211-270 HOLLY LODGE MANSIONS, CAMDEN LONDON N6 6DX
Date:	17/11/2011	Client:	LBC0743.0/0744.0
Number of Points:	43	System Type:	9WIRE IRS SKY+
		Surveyed By:	G. Henebery
		Drawn By:	W. Kisala



Each property will have two cables to lounge position.

#### Cable Harness sizes

2-4 cables = 15mm

6-8 cables = 20mm

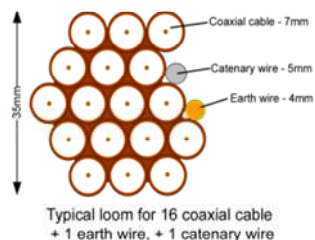
10-14 cables = 30mm

16-18 Cables = 35mm

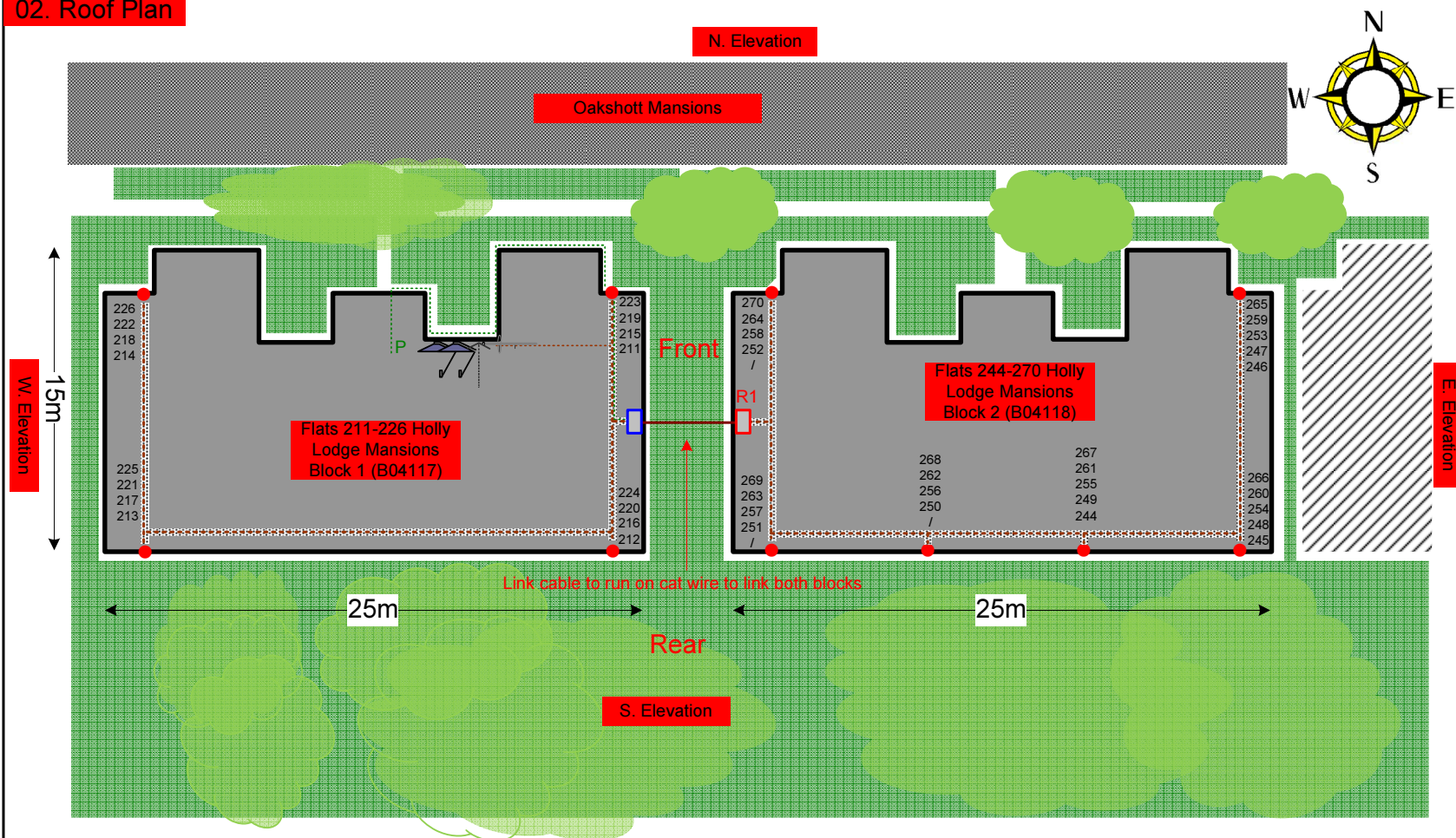
20 cables = 40mm

40 cables = 65mm

60 cables = 90mm



## 02. Roof Plan



Rig, Dishes and H/E + R1 all located on roof sidewall of the chimney, Power is located in the hallway entrance to flats block 211-226, All cables to run on tray on roof. Link cable to run on cat wire to link the 2 blocks. Drop cables to run over the edge of the block then down to all lounge locations at the front and rear of the block. Note that White cable will be dropped at rear wall of the buildings. Brown cables will be dropped at the front face of the buildings

Form No. SCC 013 SCC International – 1 Fieldings Road, Cheshunt, Herts, EN8 9TL, . Tel: 01992 642255. Website: www.scci.co.uk

Site Reference:	B04117-18/02	Site Address:	FLATS 211-270 HOLLY LODGE MANSIONS, CAMDEN LONDON N6 6DX
Date:	17/11/2011	Client:	LBC0743.0/0744.0
Number of Points:	43	System Type:	9WIRE IRS SKY+
		Surveyed By:	G. Henebery
		Drawn By:	W. Kisala

Please consider the environment before printing this document – Recycle Wherever Possible



### 03. Roof Elevations

Location of 80cm dishes on the sidewall of the patio mount on roof of block 211-226 Holly Lodge Mansions



Roof Elevation

Roof Elevation



Flats 244-270 Holly Lodge Mansions Block 2 (B04118)

- Cable on tray on roof then to drop white cables only at rear face of the block to feed flats
- Brown cables to be dropped at the front face to feed flats.
- Both buildings will be linked with a cat wire to run the system through.

Location of the remote cabinet. Sized 80x80cm on the sidewall of the patio mount on roof of block 244-270 Holly Lodge Mansions

Form No. SCC 013 SCC International – 1 Fieldings Road, Cheshunt, Herts, EN8 9TL, . Tel: 01992 642255. Website: www.scci.co.uk



Please consider the environment before printing this document – Recycle Wherever Possible



Site Reference:	B04117-18/03	Site Address:	FLATS 211-270 HOLLY LODGE MANSIONS, CAMDEN LONDON N6 6DX
Date:	17/11/2011	Client:	LBC0743.0/0744.0
Number of Points:	43	System Type:	9WIRE IRS SKY+
		Surveyed By:	G. Henebery
		Drawn By:	W. Kisala





Each property will have two cables to lounge position.

#### Cable Harness sizes

2-4 cables = 15mm

6-8 cables = 20mm

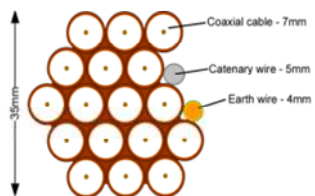
10-14 cables = 30mm

16-18 Cables = 35mm

20 cables = 40mm

40 cables = 65mm


60 cables = 90mm



Typical loom for 16 coaxial cable  
+ 1 earth wire, + 1 catenary wire

#### 04. North Elevation 1

Flats 244-270 Holly  
Lodge Mansions  
Block 2 (B04118)



Brown cables to drop at the front face of the block then clipped to the wall to then feed flats with 2 cables each at entry point

Form No. SCC 013 SCC International – 1 Fieldings Road, Cheshunt, Herts, EN8 9TL, . Tel: 01992 642255. Website: www.scci.co.uk

Site Reference:	B04117-18/04	Site Address:	FLATS 211-270 HOLLY LODGE MANSIONS, CAMDEN LONDON N6 6DX
Date:	17/11/2011	Client:	LBC0743.0/0744.0
Number of Points:	43	System Type:	9WIRE IRS SKY+
		Surveyed By:	G. Henebery
		Drawn By:	W. Kisala



Please consider the environment before printing this document – Recycle Wherever Possible





Each property will have two cables to lounge position.

#### Cable Harness sizes

2-4 cables = 15mm

6-8 cables = 20mm

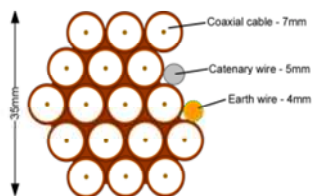
10-14 cables = 30mm

16-18 Cables = 35mm

20 cables = 40mm

40 cables = 65mm

60 cables = 90mm



Typical loom for 16 coaxial cable  
+ 1 earth wire, + 1 catenary wire

#### 05. North Elevation 2

Flats 211-226 Holly  
Lodge Mansions  
Block 1 (B04117)



Brown cables to drop at the front face of the block then clipped to the wall to then feed flats with 2 cables each at entry point

Form No. SCC 013 SCC International – 1 Fieldings Road, Cheshunt, Herts, EN8 9TL. Tel: 01992 642255. Website: www.scci.co.uk

Site Reference:	B04117-18/05	Site Address:	FLATS 211-270 HOLLY LODGE MANSIONS, CAMDEN LONDON N6 6DX
Date:	17/11/2011	Client:	LBC0743.0/0744.0
Number of Points:	43	System Type:	9WIRE IRS SKY+
		Surveyed By:	G. Henebery
		Drawn By:	W. Kisala



Please consider the environment before printing this document – Recycle Wherever Possible





Each property will have two cables to lounge position.

#### Cable Harness sizes

2-4 cables = 15mm

6-8 cables = 20mm

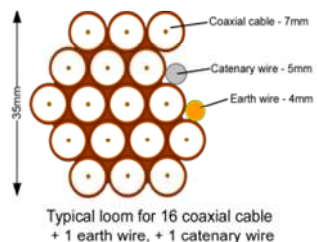
10-14 cables = 30mm

16-18 Cables = 35mm

20 cables = 40mm

40 cables = 65mm

60 cables = 90mm



#### 06. South Elevation 1

Flats 244-270 Holly  
Lodge Mansions  
Block 2 (B04118)



Form No. SCC 013 SCC International – 1 Fieldings Road, Cheshunt, Herts, EN8 9TL, . Tel: 01992 642255. Website: www.scci.co.uk

Site Reference:	B04117-18/06	Site Address:	FLATS 211-270 HOLLY LODGE MANSIONS, CAMDEN LONDON N6 6DX		
Date:	17/11/2011	Client:	LBC0743.0/0744.0	Surveyed By:	G. Henebery
Number of Points:	43	System Type:	9WIRE IRS SKY+	Drawn By:	W. Kisala

Please consider the environment before printing this document – Recycle Wherever Possible





Each property will have two cables to lounge position.

#### Cable Harness sizes

2-4 cables = 15mm

6-8 cables = 20mm

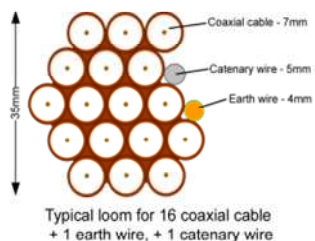
10-14 cables = 30mm

16-18 Cables = 35mm

20 cables = 40mm

40 cables = 65mm

60 cables = 90mm



#### 07. South Elevation 2

Flats 211-226 Holly Lodge Mansions Block 1 (B04117)



Form No. SCC 013 SCC International – 1 Fieldings Road, Cheshunt, Herts, EN8 9TL, . Tel: 01992 642255. Website: www.scci.co.uk



Please consider the environment before printing this document – Recycle Wherever Possible

Site Reference:	B04117-18/07	Site Address:	FLATS 211-270 HOLLY LODGE MANSIONS, CAMDEN LONDON N6 6DX		
Date:	17/11/2011	Client:	LBC0743.0/0744.0	Surveyed By:	G. Henebery
Number of Points:	43	System Type:	9WIRE IRS SKY+	Drawn By:	W. Kisala





Each property will have two cables to lounge position.

#### Cable Harness sizes

2-4 cables = 15mm

6-8 cables = 20mm

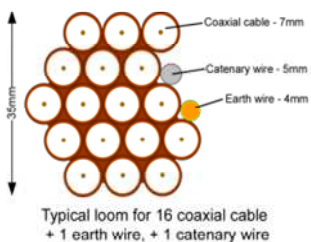
10-14 cables = 30mm

16-18 Cables = 35mm

20 cables = 40mm

40 cables = 65mm

60 cables = 90mm



### 08. Existing Equipments

Roof Elevation



Form No. SCC 013 SCC International – 1 Fieldings Road, Cheshunt, Herts, EN8 9TL, . Tel: 01992 642255. Website: www.scci.co.uk



Please consider the environment before printing this document – Recycle Wherever Possible



Site Reference:	B04117-18/08	Site Address:	FLATS 211-270 HOLLY LODGE MANSIONS, CAMDEN LONDON N6 6DX
Date:	17/11/2011	Client:	LBC0743.0/0744.0
Number of Points:	43	System Type:	9WIRE IRS SKY+
		Surveyed By:	G. Henebery
		Drawn By:	W. Kisala





Each property will have two cables to lounge position.

#### Cable Harness sizes

2-4 cables = 15mm

6-8 cables = 20mm

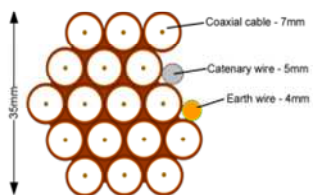
10-14 cables = 30mm

16-18 Cables = 35mm

20 cables = 40mm

40 cables = 65mm

60 cables = 90mm

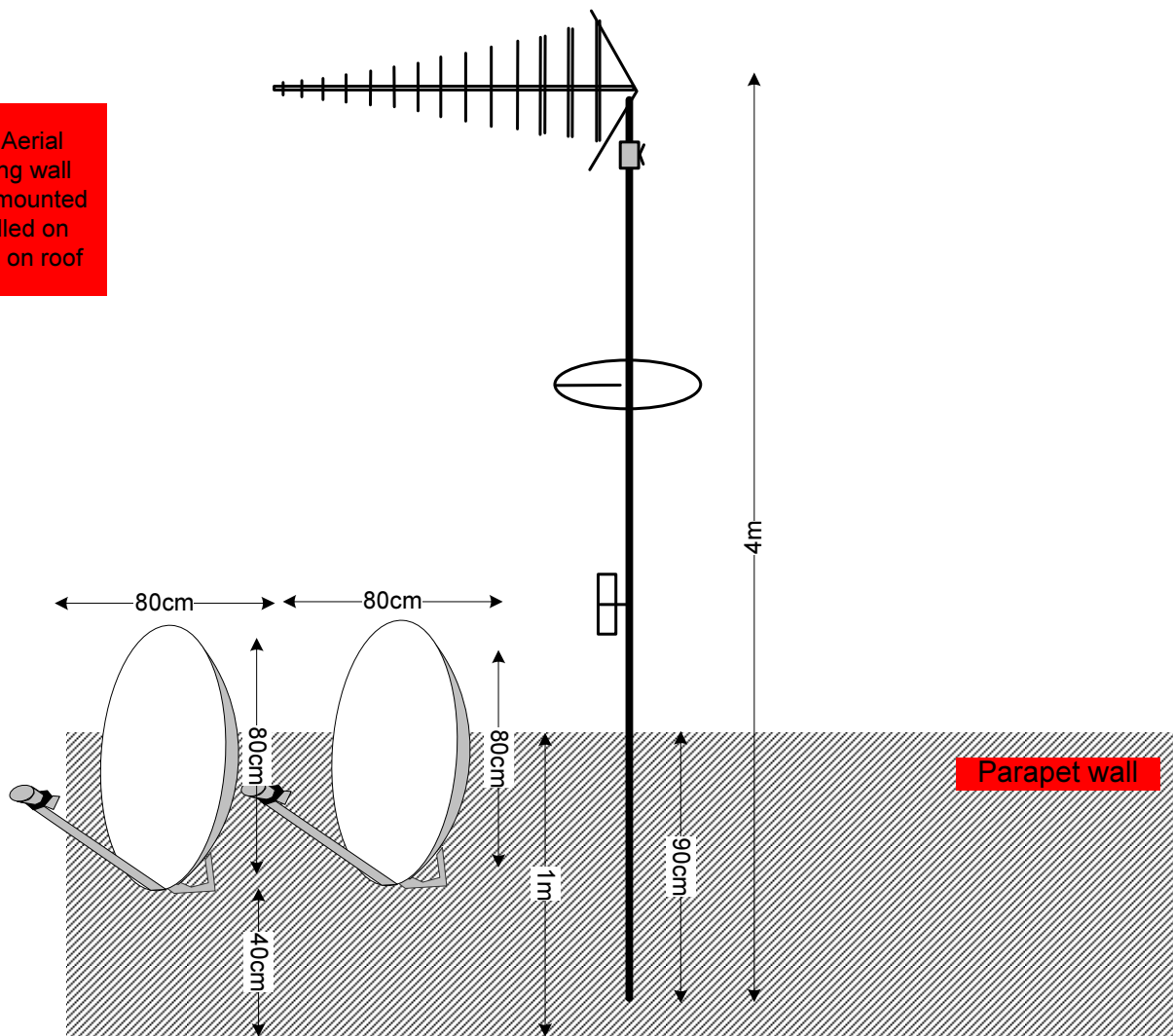


Typical loom for 16 coaxial cable  
+ 1 earth wire, + 1 catenary wire

## 09. Antenna and Dishes Measurements

Proposed location of UHF Aerial on a 4m pole mounted using wall bracket and 80cm dishes mounted using lashing kits. all installed on the sidewall of the parapet on roof

Digital TV,  
FM & DAB Radio  
Aerials



Form No. SCC 013 SCC International – 1 Fieldings Road, Cheshunt, Herts, EN8 9TL, . Tel: 01992 642255. Website: www.scci.co.uk

Site Reference:	B04117-18/09	Site Address:	FLATS 211-270 HOLLY LODGE MANSIONS, CAMDEN LONDON N6 6DX
Date:	17/11/2011	Client:	LBC0743.0/0744.0
Number of Points:	43	System Type:	9WIRE IRS SKY+
		Surveyed By:	G. Henebery
		Drawn By:	W. Kisala

Please consider the environment before printing this document – Recycle Wherever Possible

