

## 00. INDEX

Drawing Number	Drawing Title	Description
E04019/00	Index	Index of Drawings.
E04019/01	Location Plan	Scale 1:1250 at A4.
E04019/02	Roof Plan	Drawing of block from above, showing equipment positions.
E04019/03	Roof Elevation	Description and location of the antenna and dishes + mounting and measurements and location of the Main cabinet size, colour + measurements.
E04019/04	East Elevation	Description of Cable routes, loom sizes and entry points.
E04019/05	South Elevation	Description of Cable routes, loom sizes and entry points.
E04019/06	West Elevation	Description of Cable routes, loom sizes and entry points.
E04019/07	Existing Equipments	Description, location and view of the existing equipment on site before install.
E04019/08	Antenna, Dish Sizes & Typical Mounting Heights	Sketch of the Antenna and Dishes + mounting, position and height.

Form No. SCC 013 SCC International – 1 Fieldings Road, Cheshunt, Herts, EN8 9TL, . Tel: 01992 642255. Website: www.scci.co.uk

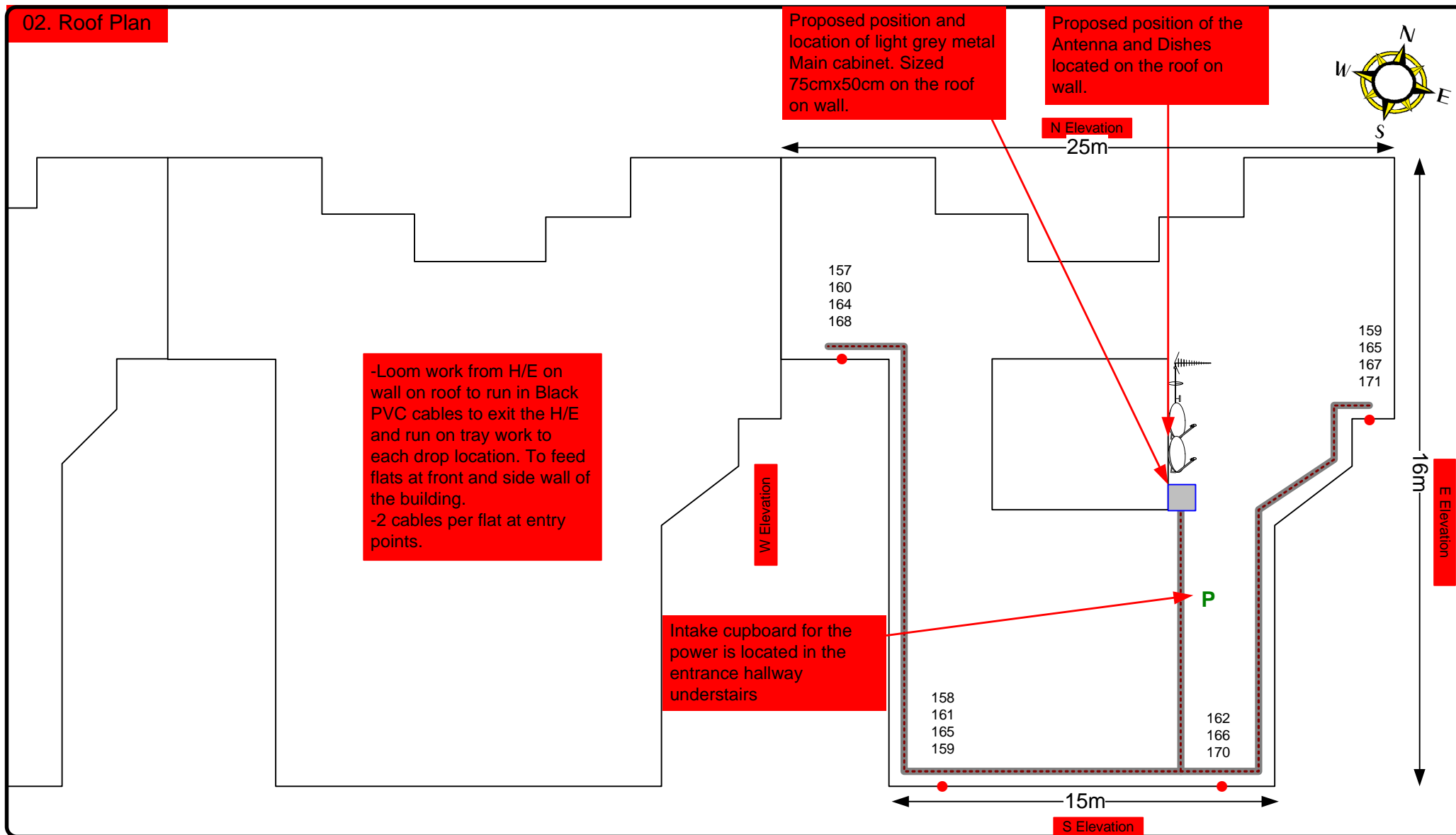
Drawing No.	E04019/00	Site Address:	157-171 Holly Lodge Mansions, London, N6 6DU		
Date:	17 <sup>th</sup> Nov 11	Site Ref:	LBC	Surveyed By:	Paul Kenney
Number of Points:	15	System Type	9Wire IRS Sky Plus	Drawn By:	James Schroder



Please consider the environment before printing this document – Recycle Wherever Possible



## 02. Roof Plan



Form No. SCC 013 SCC International – 1 Fieldings Road, Cheshunt, Herts, EN8 9TL, . Tel: 01992 642255. Website: www.scci.co.uk

Drawing No. E04019/02 Site Address: 157-171 Holly Lodge Mansions, London, N6 6DU

Date: 17<sup>th</sup> Nov 11 Site Ref: LBC Surveyed By: Paul Kenney

Number of Points: 15 System Type: 9Wire IRS Sky Plus Drawn By: James Schroder



Please consider the environment before printing this document – Recycle Wherever Possible



Each property will have two cables to lounge position.

#### Cable Harness sizes

2-4 cables = 15mm

6-8 cables = 20mm

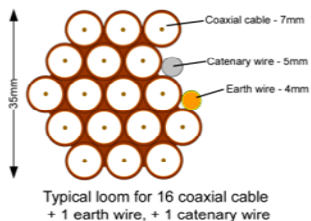
10-14 cables = 30mm

16-18 Cables = 35mm

20 cables = 40mm

40 cables = 65mm

60 cables = 90mm



### 03.Roof Elevation.

Proposed position and location of light grey metal Main cabinet. Sized 75cmx50cm on the roof on wall.

Proposed position of the Antenna and Dishes located on the roof on wall.

-Loom work from H/E on wall on roof to run in Black PVC cables to exit the H/E and run on tray work to each drop location. To feed flats at front and side wall of the building.  
-2 cables per flat at entry points.



Form No. SCC 013 SCC International – 1 Fieldings Road, Cheshunt, Herts, EN8 9TL, . Tel: 01992 642255. Website: www.scci.co.uk



Please consider the environment before printing this document – Recycle Wherever Possible



Drawing No. E04019/03 Site Address: 157-171 Holly Lodge Mansions, London, N6 6DU

Date: 17<sup>th</sup> Nov 11 Site Ref: LBC Surveyed By: Paul Kenney

Number of Points: 15 System Type: 9Wire IRS Sky Plus Drawn By: James Schroder



Each property will have two cables to lounge position.

#### Cable Harness sizes

2-4 cables = 15mm

6-8 cables = 20mm

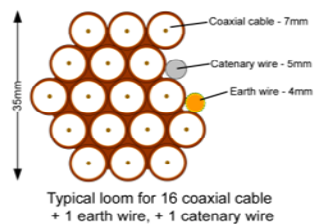
10-14 cables = 30mm

16-18 Cables = 35mm

20 cables = 40mm

40 cables = 65mm

60 cables = 90mm



#### 04. East Elevation



Form No. SCC 013 SCC International – 1 Fieldings Road, Cheshunt, Herts, EN8 9TL, . Tel: 01992 642255. Website: www.scci.co.uk




Please consider the environment before printing this document – Recycle Wherever Possible



Drawing No. E04019/04 Site Address: 157-171 Holly Lodge Mansions, London, N6 6DU

Date: 17<sup>th</sup> Nov 11 Site Ref: LBC Surveyed By: Paul Kenney

Number of Points: 15 System Type: 9Wire IRS Sky Plus Drawn By: James Schroder



Each property will have two cables to lounge position.

#### Cable Harness sizes

2-4 cables = 15mm

6-8 cables = 20mm

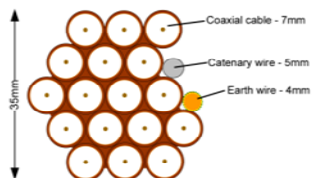
10-14 cables = 30mm

16-18 Cables = 35mm

20 cables = 40mm


40 cables = 65mm

60 cables = 90mm



Typical loom for 16 coaxial cable  
+ 1 earth wire, + 1 catenary wire

#### 05. South Elevation



-Loom work from H/E on wall on roof to run in Black PVC cables to exit the H/E and run on tray work to each drop location. To feed flats at front and side wall of the building.  
-2 cables per flat at entry points.

Form No. SCC 013 SCC International – 1 Fieldings Road, Cheshunt, Herts, EN8 9TL. Tel: 01992 642255. Website: www.scci.co.uk

Drawing No.	E04019/05	Site Address:	157-171 Holly Lodge Mansions, London, N6 6DU
Date:	17 <sup>th</sup> Nov 11	Site Ref:	LBC
Number of Points:	15	System Type	9Wire IRS Sky Plus
		Surveyed By:	Paul Kenney
		Drawn By:	James Schroder



Please consider the environment before printing this document – Recycle Wherever Possible



Each property will have two cables to lounge position.

#### Cable Harness sizes

2-4 cables = 15mm

6-8 cables = 20mm

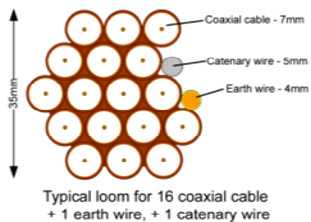
10-14 cables = 30mm

16-18 Cables = 35mm

20 cables = 40mm

40 cables = 65mm

60 cables = 90mm



#### 06. West Elevation



Form No. SCC 013 SCC International – 1 Fieldings Road, Cheshunt, Herts, EN8 9TL, . Tel: 01992 642255. Website: www.scci.co.uk



Please consider the environment before printing this document – Recycle Wherever Possible



Drawing No. E04019/06 Site Address: 157-171 Holly Lodge Mansions, London, N6 6DU

Date: 17<sup>th</sup> Nov 11 Site Ref: LBC Surveyed By: Paul Kenney

Number of Points: 15 System Type: 9Wire IRS Sky Plus Drawn By: James Schroder



Each property will have two cables to lounge position.

#### Cable Harness sizes

2-4 cables = 15mm

6-8 cables = 20mm

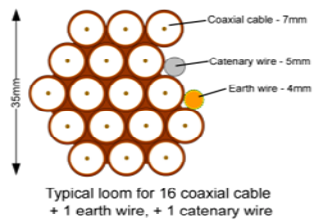
10-14 cables = 30mm

16-18 Cables = 35mm

20 cables = 40mm

40 cables = 65mm

60 cables = 90mm



#### 07. Existing Equipments



Roof Elevation

Form No. SCC 013 SCC International – 1 Fieldings Road, Cheshunt, Herts, EN8 9TL . Tel: 01992 642255. Website: www.scci.co.uk

Drawing No. E04019/07 Site Address: 157-171 Holly Lodge Mansions, London, N6 6DU

Date: 17<sup>th</sup> Nov 11 Site Ref: LBC Surveyed By: Paul Kenney

Number of Points: 15 System Type: 9Wire IRS Sky Plus Drawn By: James Schroder



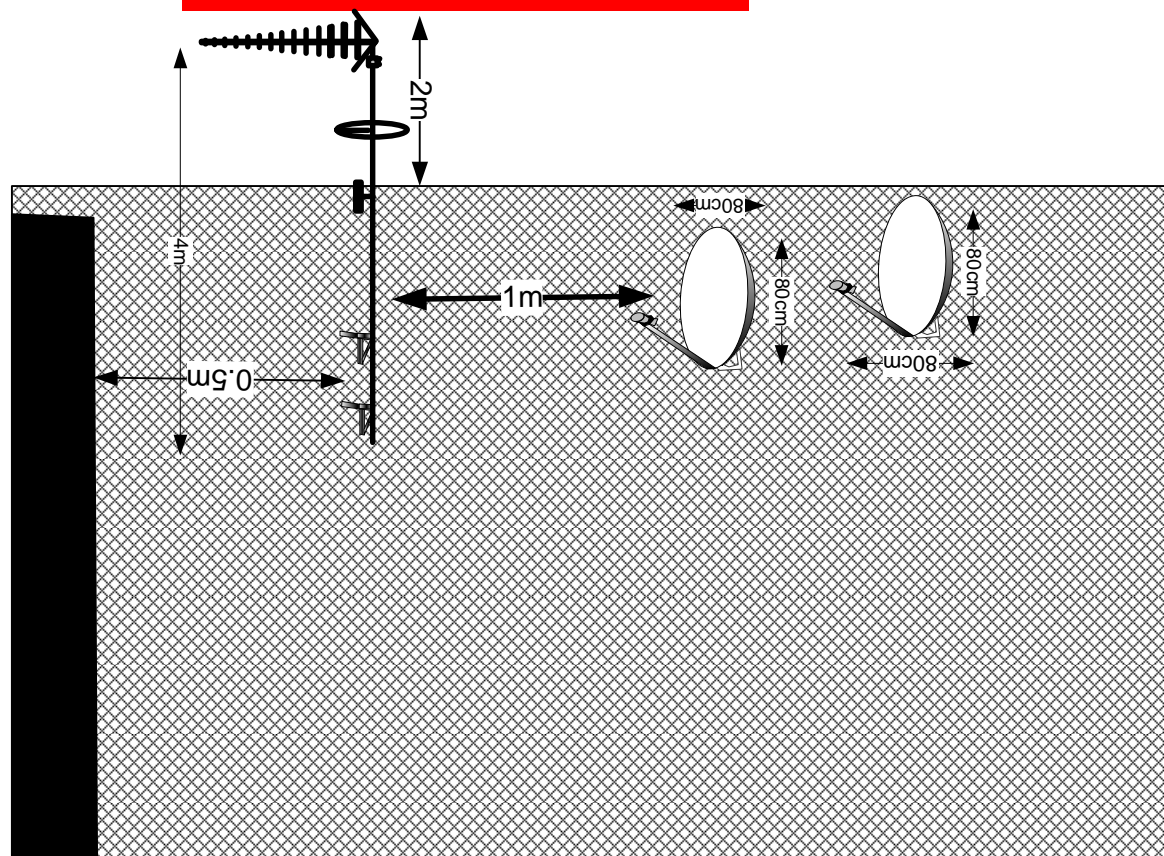
Please consider the environment before printing this document – Recycle Wherever Possible



## 08. Antenna and Dishes Measurements

Digital TV,  
FM & DAB Radio  
Aerials

Proposed location of UHF Aerial on a 4m pole and 80cm dishes mounted on the rear wall above the Main entrance to block.



Form No. SCC 013 SCC International – 1 Fieldings Road, Cheshunt, Herts, EN8 9TL, . Tel: 01992 642255. Website: www.scci.co.uk



Please consider the environment before printing this document – Recycle Wherever Possible



Drawing No. E04019/08 Site Address: 157-171 Holly Lodge Mansions, London, N6 6DU

Date: 17<sup>th</sup> Nov 11 Site Ref: LBC Surveyed By: Paul Kenney

Number of Points: 15 System Type: 9Wire IRS Sky Plus Drawn By: James Schroder

