

00. INDEX

Drawing Number	Drawing Title	Description
E04019/00	Index	Index of Drawings.
E04019/01	Location Plan	Scale 1:1250 at A4.
E04019/02	Roof Plan	Drawing of block from above, showing equipment positions.
E04019/03	Roof Elevation 1	Description and location of the antenna and dishes + mounting and measurements and location of the antenna and dishes + mounting and measurements.
E04019/04	Roof Elevation 2	Description of Cable routes, loom sizes and entry points.
E04019/05	East Elevation	Description of Cable routes, loom sizes and entry points.
E04019/06	West Elevation	Description of Cable routes, loom sizes and entry points.
E04019/07	South Elevation	Description of Cable routes, loom sizes and entry points.
E04019/08	Existing Equipments	Description, location and view of the existing equipment on site before install.
E04019/09	Antenna, Dish Sizes & Typical Mounting Heights	Sketch of the Antenna and Dishes + mounting, position and height.

Form No. SCC 013 SCC International – 1 Fieldings Road, Cheshunt, Herts, EN8 9TL, . Tel: 01992 642255. Website: www.scci.co.uk



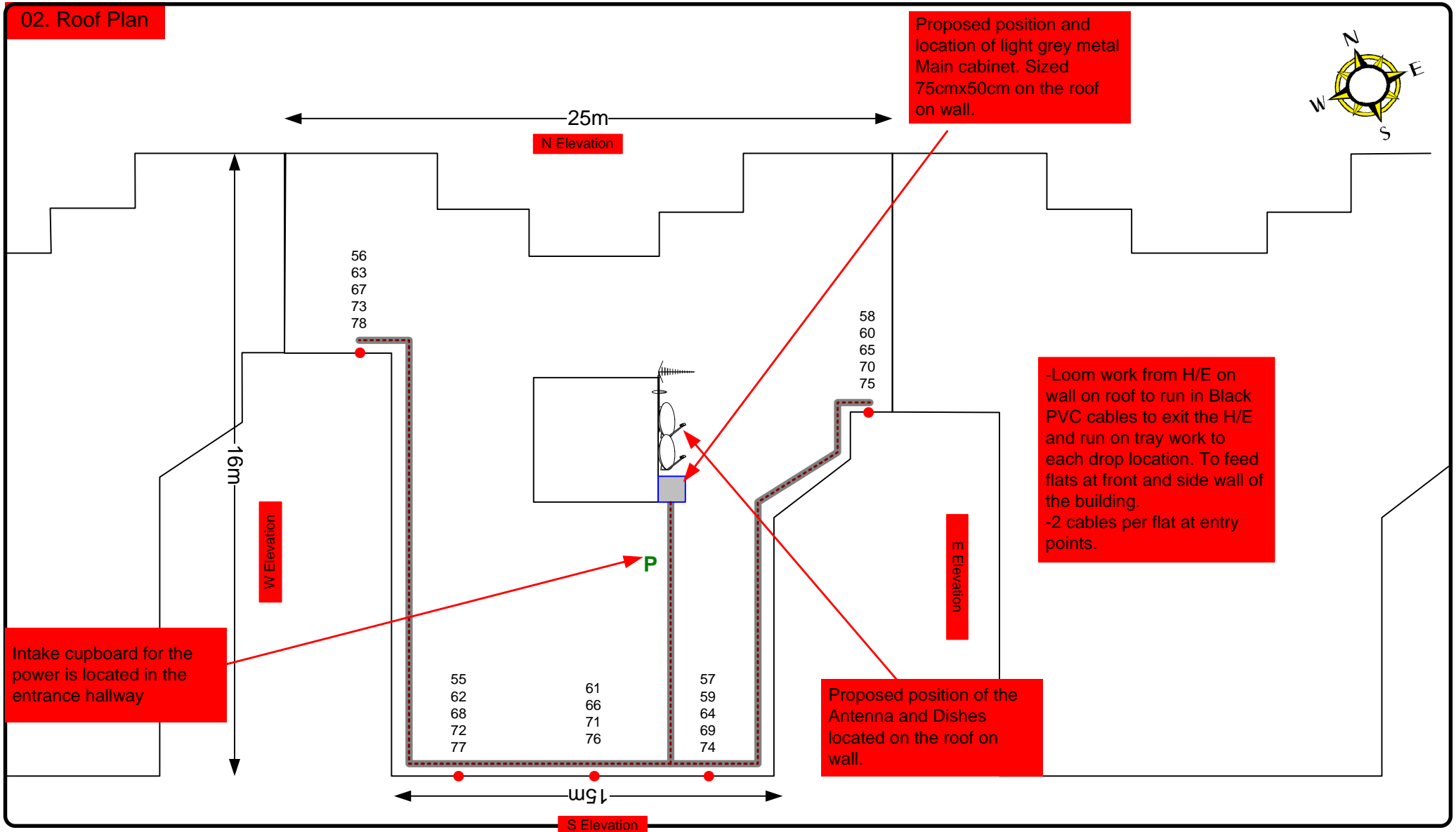
Please consider the environment before printing this document – Recycle Wherever Possible



Drawing No.	E04019/00	Site Address:	55-78 Holly Lodge Mansions, London, N6 6DS		
Date:	17 th Nov 11	Site Ref:	LBC 740.0	Surveyed By:	Paul Kenney
Number of Points:	11	System Type	9Wire IRS Sky Plus	Drawn By:	James Schroder



02. Roof Plan



Form No. SCC 013 SCC International – 1 Fieldings Road, Cheshunt, Herts, EN8 9TL, . Tel: 01992 642255. Website: www.scci.co.uk

Drawing No.	E04019/02	Site Address:	55-78 Holly Lodge Mansions, London, N6 6DS	
Date:	17 th Nov 11	Site Ref:	LBC 740.0	Surveyed By: Paul Kenney
Number of Points:	11	System Type	9Wire IRS Sky Plus	Drawn By: James Schroder



Please consider the environment before printing this document – Recycle Wherever Possible



Each property will have two cables to lounge position.

Cable Harness sizes

2-4 cables = 15mm

6-8 cables = 20mm

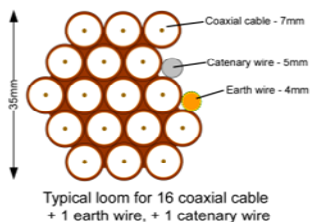
10-14 cables = 30mm

16-18 Cables = 35mm


20 cables = 40mm

40 cables = 65mm

60 cables = 90mm



03. Roof Elevation 1



Form No. SCC 013 SCC International – 1 Fieldings Road, Cheshunt, Herts, EN8 9TL, . Tel: 01992 642255. Website: www.scci.co.uk



Please consider the environment before printing this document – Recycle Wherever Possible



Drawing No.	E04019/03	Site Address:	55-78 Holly Lodge Mansions, London, N6 6DS
Date:	17 th Nov 11	Site Ref:	LBC 740.0
Number of Points:	11	System Type	9Wire IRS Sky Plus
		Surveyed By:	Paul Kenney
		Drawn By:	James Schroder



Each property will have two cables to lounge position.

Cable Harness sizes

2-4 cables = 15mm

6-8 cables = 20mm

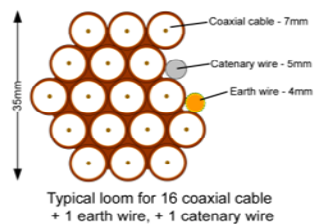
10-14 cables = 30mm

16-18 Cables = 35mm

20 cables = 40mm

40 cables = 65mm

60 cables = 90mm



04. Roof Elevation 2



-Loom work from H/E on wall on roof to run in Black PVC cables to exit the H/E and run on tray work to each drop location. To feed flats at front and side wall of the building.
-2 cables per flat at entry points.

Form No. SCC 013 SCC International – 1 Fieldings Road, Cheshunt, Herts, EN8 9TL, . Tel: 01992 642255. Website: www.scci.co.uk

Drawing No. E04019/04 Site Address: 55-78 Holly Lodge Mansions, London, N6 6DS

Date: 17th Nov 11 Site Ref: LBC 740.0 Surveyed By: Paul Kenney

Number of Points: 11 System Type: 9Wire IRS Sky Plus Drawn By: James Schroder



Please consider the environment before printing this document – Recycle Wherever Possible



Each property will have two cables to lounge position.

Cable Harness sizes

2-4 cables = 15mm

6-8 cables = 20mm

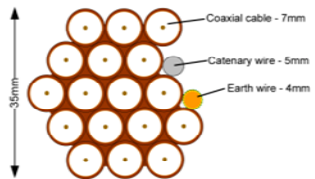
10-14 cables = 30mm

16-18 Cables = 35mm

20 cables = 40mm

40 cables = 65mm

60 cables = 90mm



Typical loom for 16 coaxial cable
+ 1 earth wire, + 1 catenary wire

05. East Elevation

-Loom work from H/E on wall on roof to run in Black PVC cables to exit the H/E and run on tray work to each drop location. To feed flats at front and side wall of the building.
-2 cables per flat at entry points.



Form No. SCC 013 SCC International – 1 Fieldings Road, Cheshunt, Herts, EN8 9TL, . Tel: 01992 642255. Website: www.scci.co.uk

Drawing No.	E04019/05	Site Address:	55-78 Holly Lodge Mansions, London, N6 6DS		
Date:	17 th Nov 11	Site Ref:	LBC 740.0	Surveyed By:	Paul Kenney
Number of Points:	11	System Type	9Wire IRS Sky Plus	Drawn By:	James Schroder



Please consider the environment before printing this document – Recycle Wherever Possible



Each property will have two cables to lounge position.

Cable Harness sizes

2-4 cables = 15mm

6-8 cables = 20mm

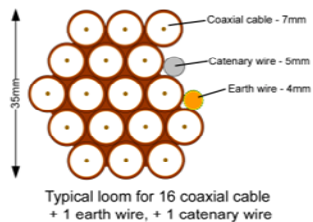
10-14 cables = 30mm

16-18 Cables = 35mm

20 cables = 40mm

40 cables = 65mm

60 cables = 90mm



06. West Elevation

-Loom work from H/E on wall on roof to run in Black PVC cables to exit the H/E and run on tray work to each drop location. To feed flats at front and side wall of the building.
-2 cables per flat at entry points.



Form No. SCC 013 SCC International – 1 Fieldings Road, Cheshunt, Herts, EN8 9TL, . Tel: 01992 642255. Website: www.scci.co.uk



Please consider the environment before printing this document – Recycle Wherever Possible



Drawing No.	E04019/06	Site Address:	55-78 Holly Lodge Mansions, London, N6 6DS
Date:	17 th Nov 11	Site Ref:	LBC 740.0
Number of Points:	11	System Type	9Wire IRS Sky Plus
		Surveyed By:	Paul Kenney
		Drawn By:	James Schroder



Each property will have two cables to lounge position.

Cable Harness sizes

2-4 cables = 15mm

6-8 cables = 20mm

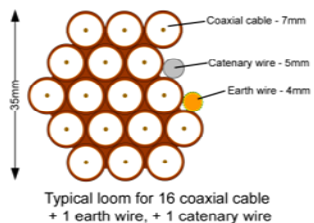
10-14 cables = 30mm

16-18 Cables = 35mm

20 cables = 40mm

40 cables = 65mm

60 cables = 90mm



07. South Elevation

-Loom work from H/E on wall on roof to run in Black PVC cables to exit the H/E and run on tray work to each drop location. To feed flats at front and side wall of the building.
-2 cables per flat at entry points.

Entry points



Form No. SCC 013 SCC International – 1 Fieldings Road, Cheshunt, Herts, EN8 9TL, . Tel: 01992 642255. Website: www.scci.co.uk

Drawing No. E04019/07 Site Address: 55-78 Holly Lodge Mansions, London, N6 6DS

Date: 17th Nov 11 Site Ref: LBC 740.0 Surveyed By: Paul Kenney

Number of Points: 11 System Type: 9Wire IRS Sky Plus Drawn By: James Schroder



Please consider the environment before printing this document – Recycle Wherever Possible



Each property will have two cables to lounge position.

Cable Harness sizes

2-4 cables = 15mm

6-8 cables = 20mm

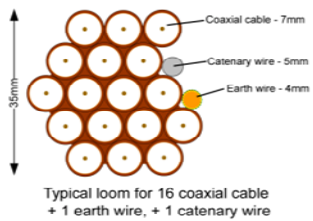
10-14 cables = 30mm

16-18 Cables = 35mm

20 cables = 40mm

40 cables = 65mm

60 cables = 90mm



08. Existing Equipments

Existing dish

Existing cables

Existing cables

Form No. SCC 013 SCC International – 1 Fieldings Road, Cheshunt, Herts, EN8 9TL . Tel: 01992 642255. Website: www.scci.co.uk

Drawing No.

E04019/08

Site Address:

55-78 Holly Lodge Mansions, London, N6 6DS

Date:

17th Nov 11

Site Ref:

LBC 740.0

Surveyed By:

Paul Kenney

Number of Points:

11

System Type

9Wire IRS Sky Plus

Drawn By:

James Schroder



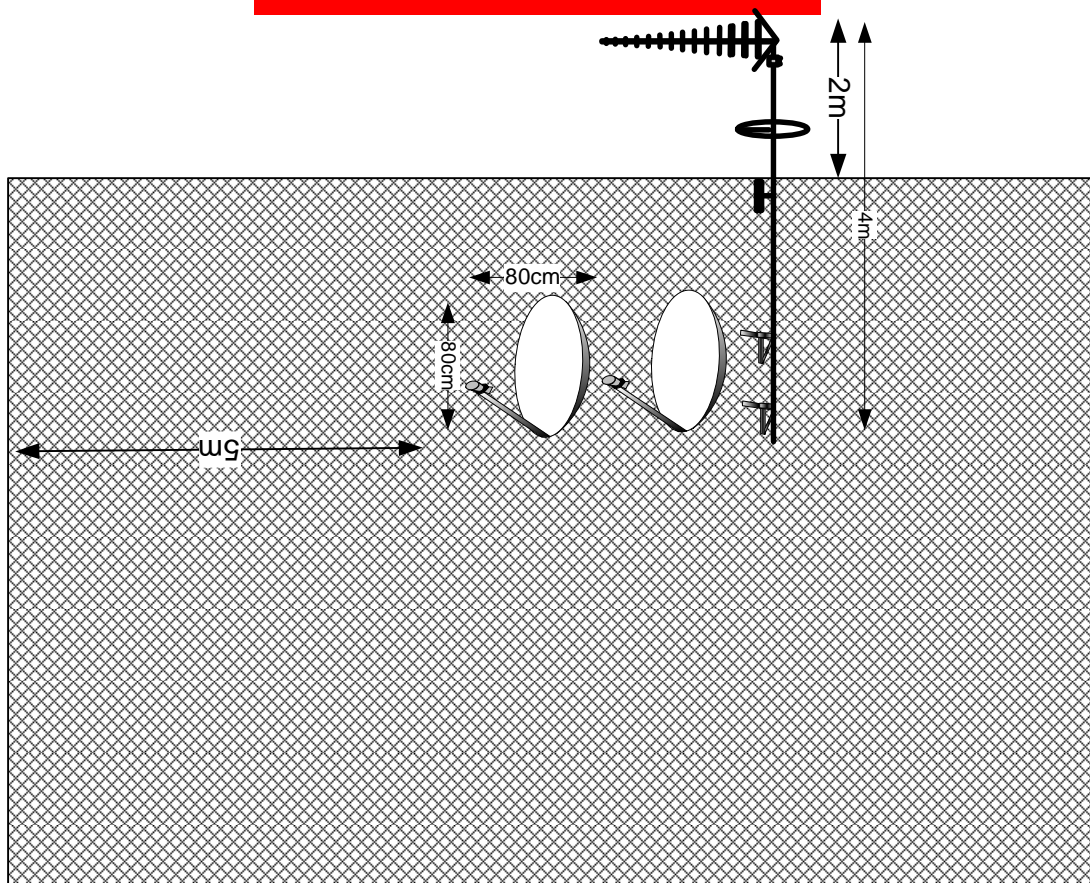
Please consider the environment before printing this document – Recycle Wherever Possible



09. Antenna and Dishes Measurements

Digital TV,
FM & DAB Radio
Aerials

Proposed location of UHF Aerial on a 4m
pole and 80cm dishes mounted on
70.5cmx50cm L-arm on wall on roof



Form No. SCC 013 SCC International – 1 Fieldings Road, Cheshunt, Herts, EN8 9TL, . Tel: 01992 642255. Website: www.scci.co.uk



Please consider the environment before printing this document – Recycle Wherever Possible



Drawing No.	E04019/09	Site Address:	55-78 Holly Lodge Mansions, London, N6 6DS
Date:	17 th Nov 11	Site Ref:	LBC 740.0
Number of Points:	11	System Type	9Wire IRS Sky Plus
		Drawn By:	James Schroder

