

general notes

THIS DRAWING IS COPYRIGHT OF STAUFFENBERG DESIGN. THIS DRAWING MUST BE READ IN CONJUNCTION WITH THE DESIGNER'S RISK ASSESSMENT. RELEVANT DESIGN INFORMATION, INCLUDING RELEVANT DOCUMENTATION AND DRAWINGS, STAUFFENBERG DESIGN ACCEPTS NO LIABILITY FOR ANY EXPENSE, LOSS OR DAMAGE OF WHATSOEVER NATURE AND HOWEVER ARISING FROM ANY VARIATION MADE TO THIS DRAWING OR IN THE EXECUTION OF THE WORK TO WHICH IT RELATES WHICH HAS NOT BEEN REFERRED TO THEM AND THEIR APPROVAL OBTAINED. FOR THE PURPOSE OF CONSTRUCTION DO NOT SCALE FROM THIS DRAWING OR THE COMPUTER DIGITAL DATA, ONLY FIGURED DIMENSIONS ARE TO BE USED. IF IN DOUBT, ASK.

purpose of issue
PLANNING

notes

rev	notes	date	by	checked

** do not scale from this drawing drawing for construction purposes.
* check all dimensions on site.*

**STAUFFENBERG
DESIGN**

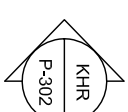
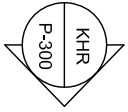
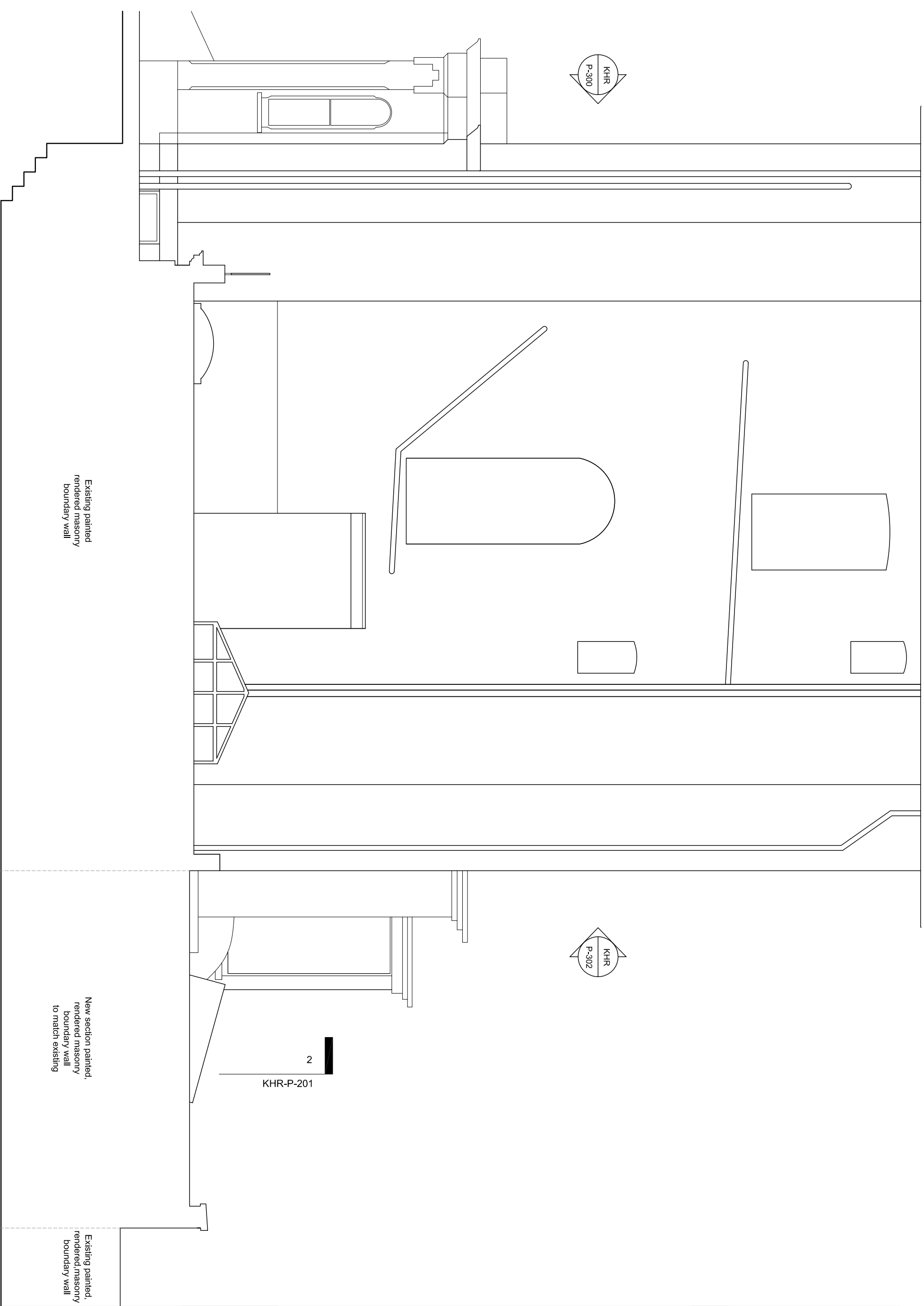
4 ELSHAM ROAD LONDON W14 8HA
T 0753 564 9255 E stauffenberg.design@gmail.com

project name
**143 A KING HENRY'S ROAD
LONDON NW3 3RD**

drawing title
**PROPOSED
SIDE (WEST) EXTERIOR
ELEVATION**

scale	1:50@A3	date	05.12.11
drawn by	AVS	checked	SD

project ref.	drawing no.	revision
KHR	KHR-P-301	A



Existing painted rendered masonry boundary wall

New section painted, rendered masonry boundary wall to match existing

Existing painted, rendered, masonry boundary wall

PROPOSED - SIDE (WEST) ELEVATION

1:50 @ A3

KHR-P-301

PLANNING SUBMISSION