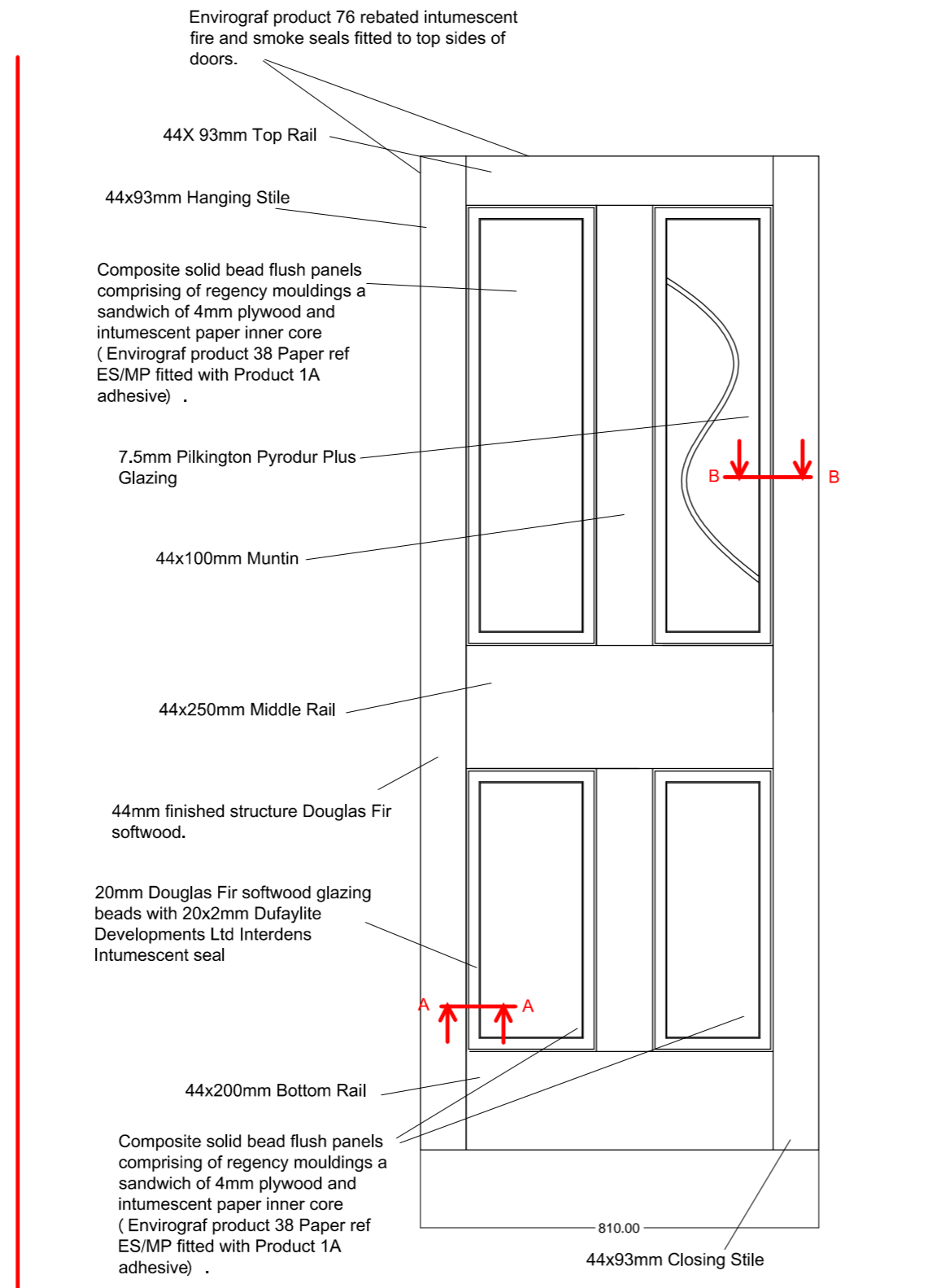
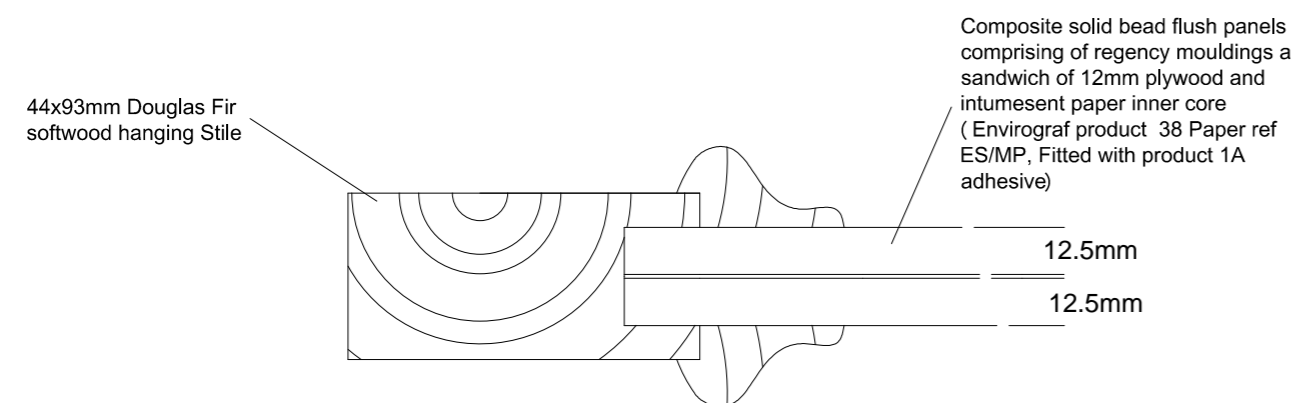


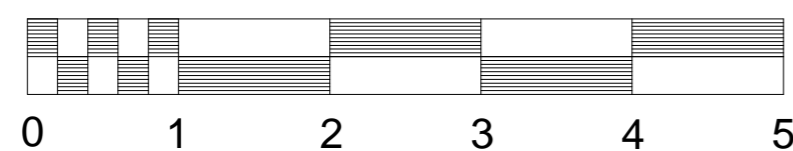
**Proposed Door Type
(Scale 1:50)**



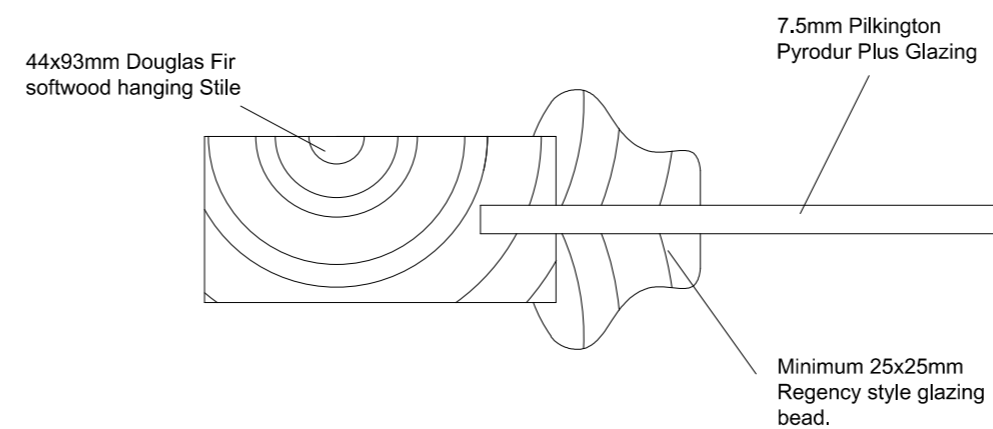
**Section A-A.
(Scale 1:50)**



Scale in Metres



**Section B-B.
(Scale 1:50)**



Notes

The Contractor is to check and verify all building and site dimensions, levels and sewer invert levels at connection points before work starts.

This drawing must be read with and checked against all other standard specifications and any structural or other specialist drawings provided.

The Contractor is to comply in all respects with the current Building Regulations whether or not specifically stated on these drawings.

This drawing is not intended to show details of foundation or ground conditions. Each area of ground relied upon to support the structure depicted must be investigated by the Contractor and suitable methods of foundation must be provided.

THE JTS PARTNERSHIP
Partnership LLP.

REVISIONS

REV	DATE	BY	DESCRIPTION

THE JTS PARTNERSHIP

Chartered Valuation Surveyors • Town Planning Consultants
Number One, The Drive, Great Warley,
Brentwood, Essex CM13 3DJ
Tel: (01277) 224664 Fax: (01277) 215487
Email: service@jtspartnership.co.uk
Trading as a Limited Liability Partnership. Registered in England & Wales. Registration N° OC307263

Site 54 - 55 Birkenhead Street
Kings Cross
London
WC1H 8BB

Client Women @ the Well

Drawing Title
Door Reinstatement Elevations and Sections

Drawn by JH	Checked by SM	Signed by
-----------------------	-------------------------	------------------

Date March 2012	Scale 1:50 @A2
---------------------------	--------------------------

Drawing Number
JTS/7604/PR02