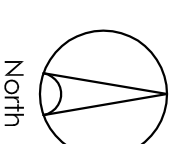
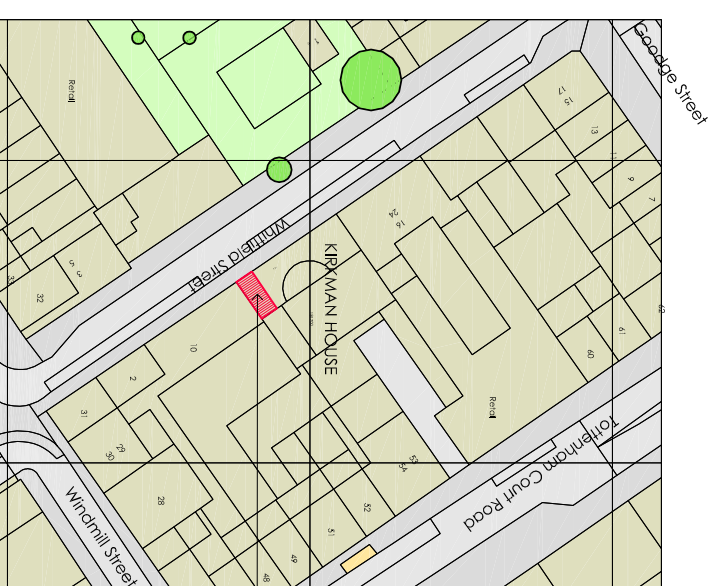


General Notes:

1. Copyright of this drawing remains the sole property of Cooley Architects unless otherwise assigned in writing.
2. Do not scale from this drawing; figured dimensions are to be worked in all cases with any discrepancies reported to the Architect prior to commencement of any work.
3. Setting-out is based on outline survey only. All dimensions to be checked on site prior to construction/ordering.
4. All dimensions are to edge/centre of structural element of wall or to grid-line, unless noted. If unclear consult Cooley Architects.

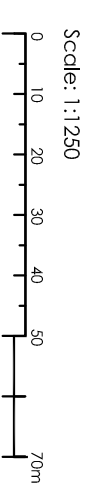


North



Application site

Site Plan
Scale 1:1250



REV	BY	DESCRIPTION	DATE

Coolley Architects

Studio 201 16 Baldwins Gardens London EC1N 7RJ
t: 020 3176 4481 www.coolleyarchitects.com

CLIENT

Wanderslore Ltd.

PROJECT

12 - 14 Whitfield Street

New Shop Front

DRAWING TITLE			
Site Plan			
New Shopfront			
DRAWN BY	DATE	CHECKED	
CS	Mar '12		
SCALE	SIZE	STATUS	
1:1250	A3	Planning	
DRAWING No		REV	
626 - 000			