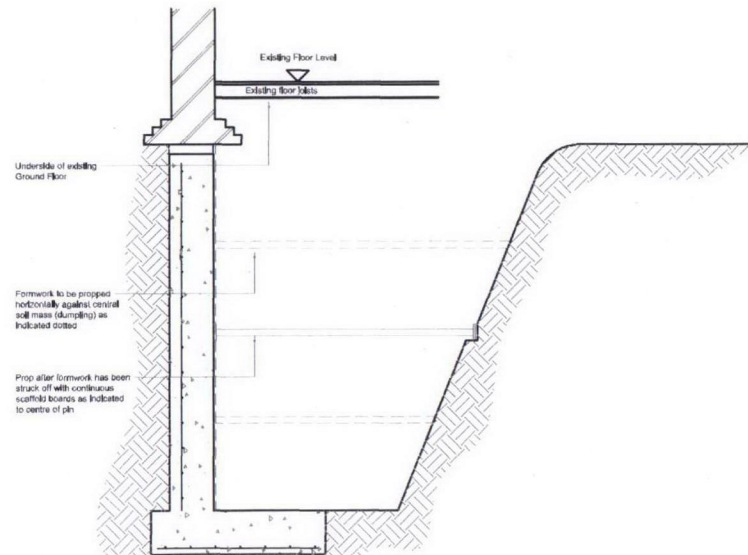
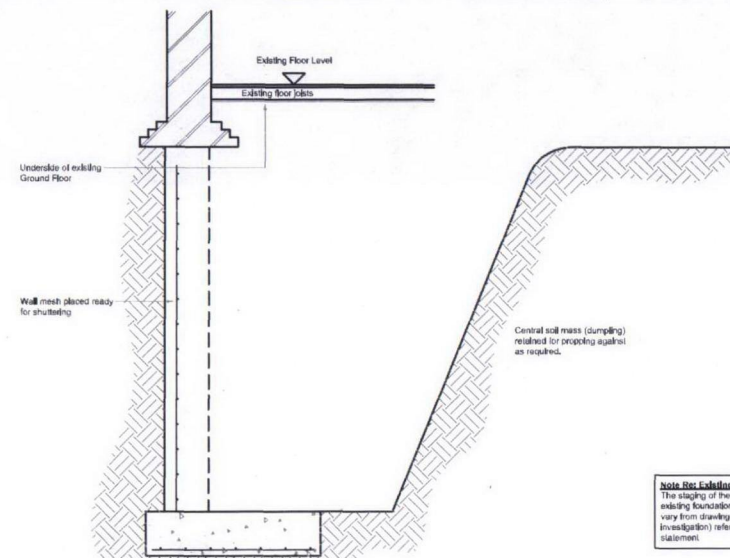


Stage 1 - Clay Soils

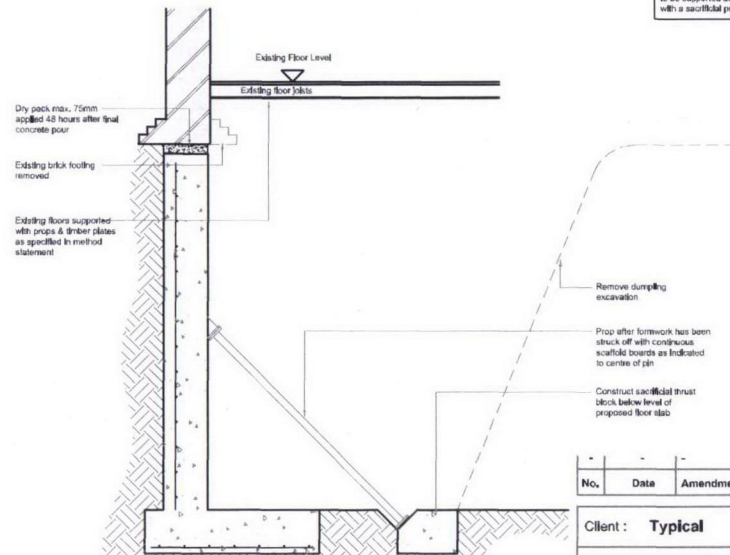


Stage 3 - Clay Soils

Typical Propping Details



Stage 2 - Clay Soils



Stage 4 - Clay Soils

Note for Existing Foundations
The staging of the removal of existing foundations/contours may vary from drawing (following site investigation) refer to method statement.

Notes:
Where the underside of the existing flooring is found to be unstable i.e. in the case of loose brickwork as opposed to concrete foundations, then the underframes to be supported as necessary with a sacrificial prop if required.

No.	Date	Amendment	Initials
-----	------	-----------	----------

Client : **Typical**

Project : **Typical Detail**

Drawing : **Typical Basement Propping Details**

Scale : **N.T.S @ A3**

Status : **PRELIMINARY**

Date : **09 Oct 2009**

Dwg No : **0000 / 1015**



Cranbrook Basements
26-28 Hammersmith Grove,
Hammersmith,
London, W7 7BA
T +44 (0)208 551 5555
F +44 (0)208 551 1560
admin@cranbrook.co.uk
www.cranbrook.co.uk

© THIS DRAWING IS THE COPYRIGHT OF CRANBROOK BASEMENTS. It shall not be in any way used or reproduced without their prior written consent. All dimensions are to be checked on site or in the workshop prior to commencing any work. Work only to figured dimensions. Any discrepancies are to be reported to the Architect.