

Existing ground floor plan

Tower Cottage

Drawn By

Scale

Status

JKS

1:50@A3

Planning

Issue Notes

Date

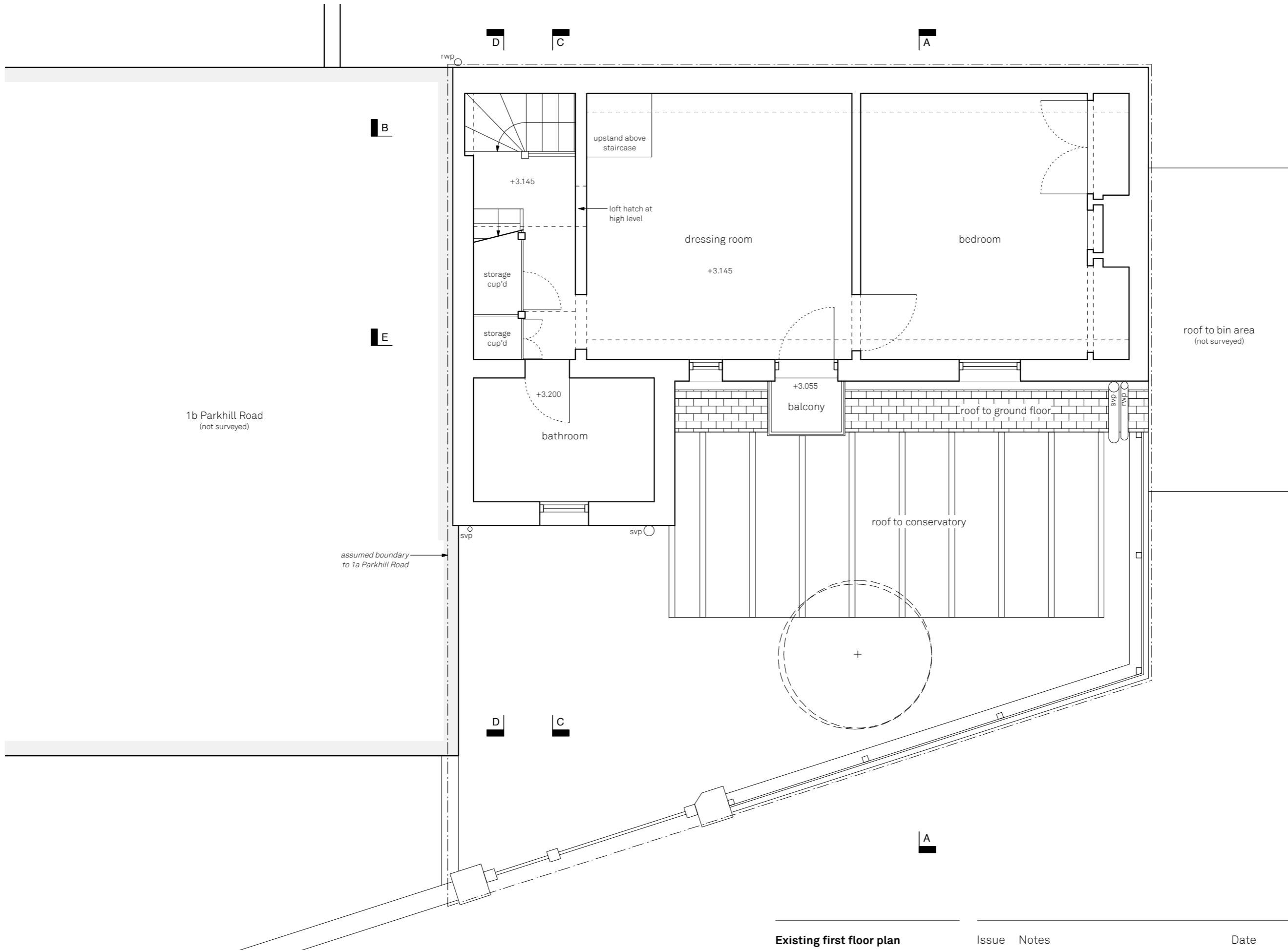
Paul Archer Design Ltd

2nd Floor Solecast House 13-27 Brunswick Place London N1 6DX Tel. 020 7251 6162

541.010

paul archer
design

www.paularcherdesign.co.uk



0 1 2 3 4 5 M

Existing first floor plan

Tower Cottage

Drawn By
Scale
Status

JKS
1:50@A3
Planning

Paul Archer Design Ltd

Issue Notes

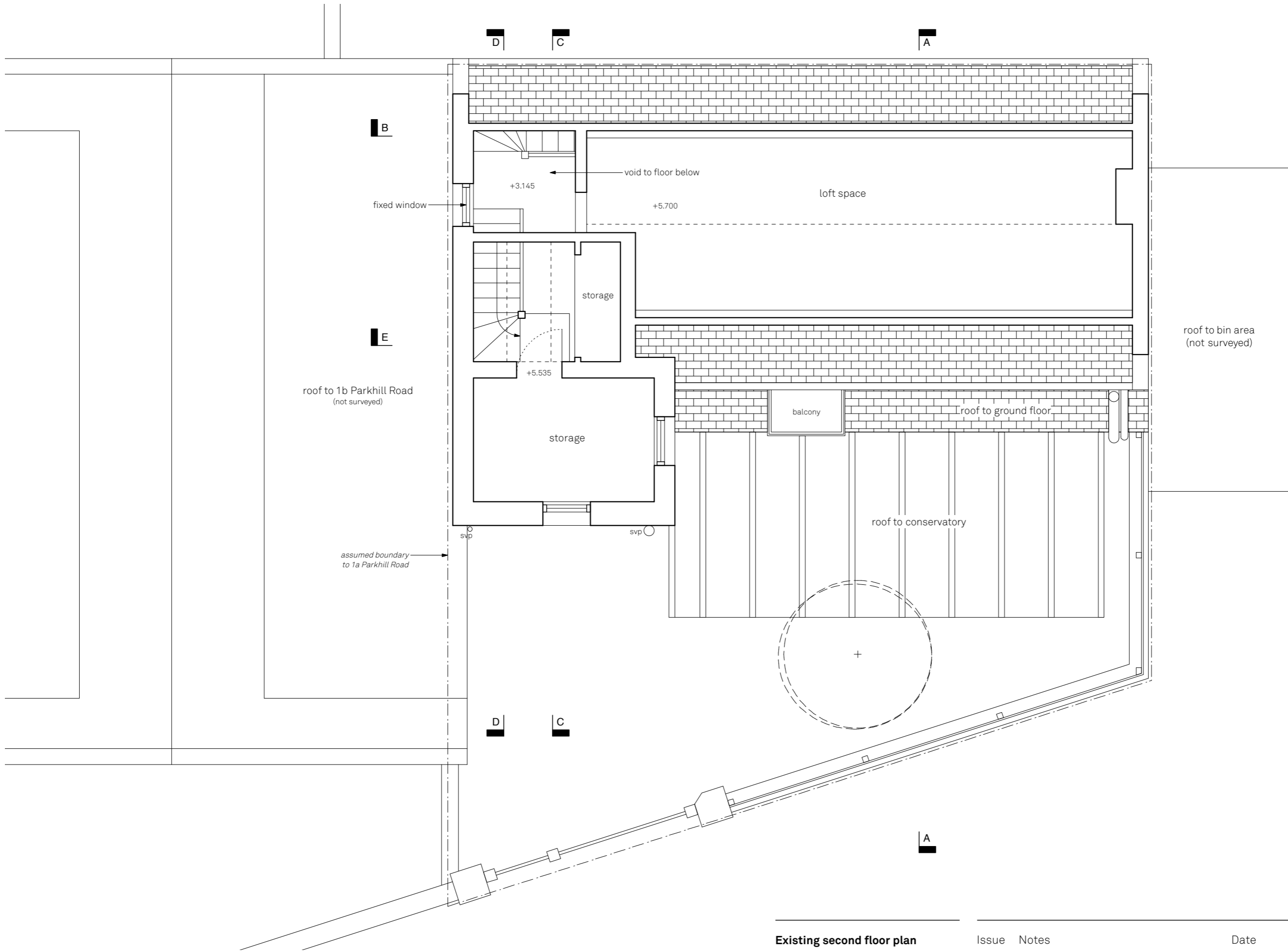
Date

541.011

paul archer
design

2nd Floor Solecast House 13-27 Brunswick Place London N1 6DX Tel. 020 7251 6162

www.paularcherdesign.co.uk



Existing second floor plan

Tower Cottage

Drawn By JKS
Scale 1:50@A3
Status Planning

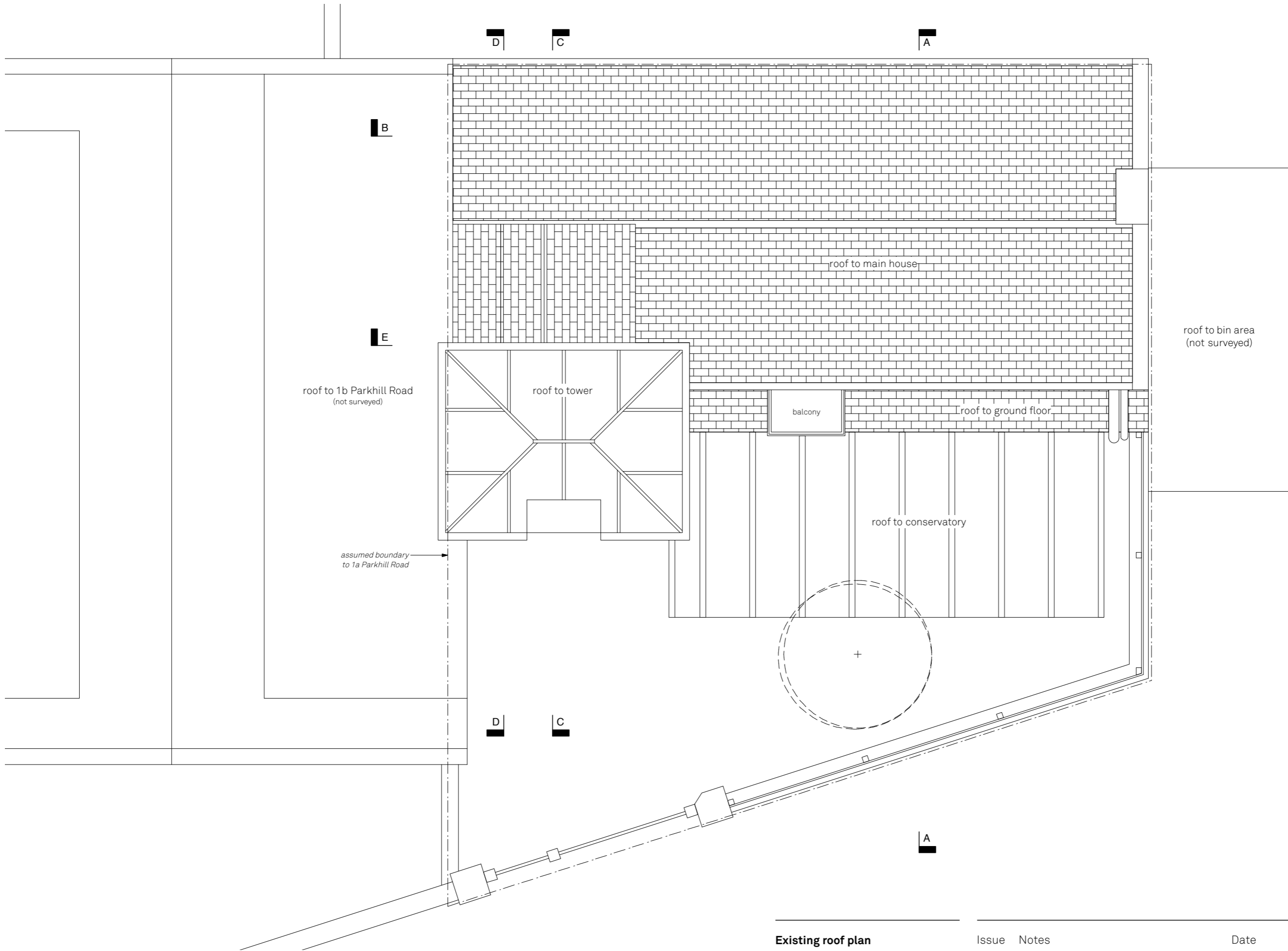
Paul Archer Design Ltd

Issue Notes

Date

541.012

paul archer
design



Existing roof plan

Tower Cottage

Drawn By
Scale
Status

JKS
1:50@A3
Planning

Paul Archer Design Ltd

Issue Notes

Date

541.013

paul archer
design



0 1 2 3 4 5 M

**Existing front elevation
(Street view)**

Tower Cottage

Drawn By

Scale

Status

Paul Archer Design Ltd

JKS

1:50@A3

Planning

Issue Notes

Date

541.015

paul archer
design

2nd Floor Solecast House 13-27 Brunswick Place London N1 6DX Tel. 020 7251 6162

www.paularcherdesign.co.uk



541.016

paul archer
design

Existing front elevation
(Garden view)

Tower Cottage

Drawn By JKS
Scale 1:50@A3
Status Planning

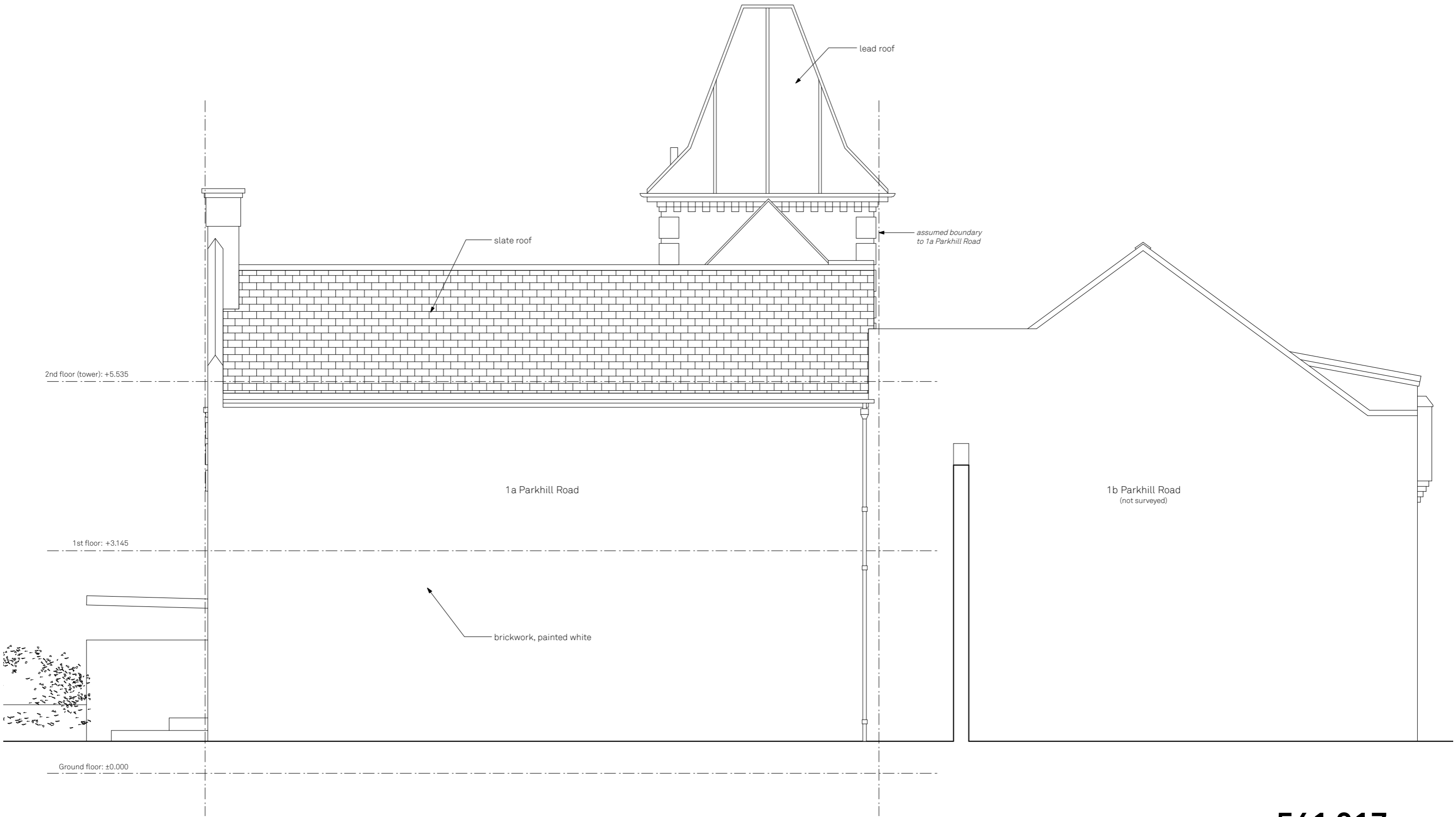
Paul Archer Design Ltd

Issue Notes

Date

2nd Floor Solecast House 13-27 Brunswick Place London N1 6DX Tel. 020 7251 6162

www.paularcherdesign.co.uk



Existing rear elevation

Tower Cottage

Drawn By JKS
Scale 1:50@A3
Status Planning

Paul Archer Design Ltd

Issue Notes

Date

541.017

paul archer
design



541.018

paul archer
design

Existing east elevation

Tower Cottage

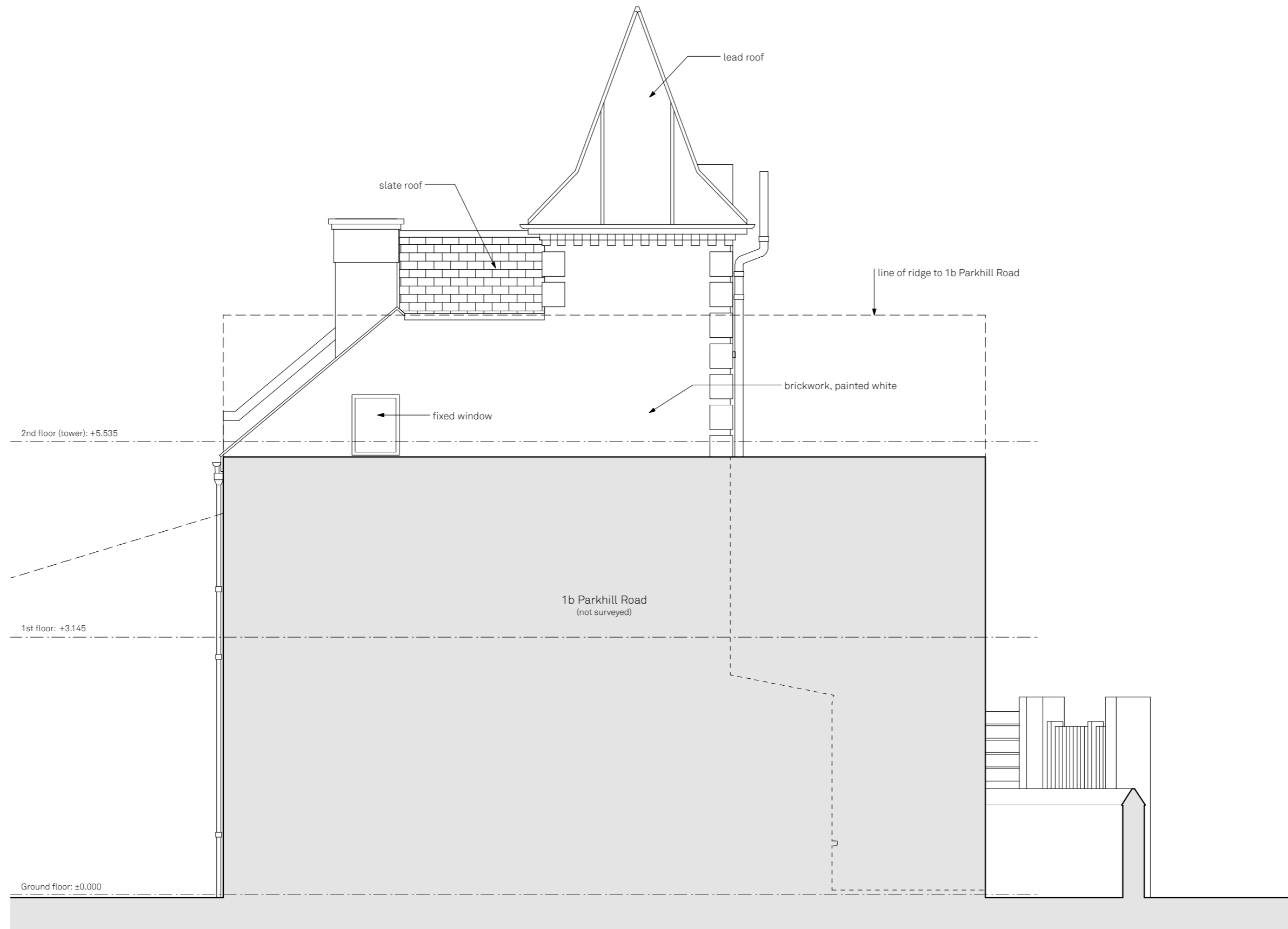
Drawn By JKS
Scale 1:50@A3
Status Planning

Paul Archer Design Ltd

Issue Notes Date

2nd Floor Solecast House 13-27 Brunswick Place London N1 6DX Tel. 020 7251 6162

www.paularcherdesign.co.uk



Existing west elevation

Tower Cottage

Drawn By JKS
Scale 1:50@A3
Status Planning

Paul Archer Design Ltd

Issue Notes

Date

2nd Floor Solecast House 13-27 Brunswick Place London N1 6DX Tel. 020 7251 6162

541.019

paul archer
design

www.paularcherdesign.co.uk



Existing section AA

Tower Cottage

Drawn By JKS
Scale 1:50@A3
Status Planning

Paul Archer Design Ltd

Issue Notes

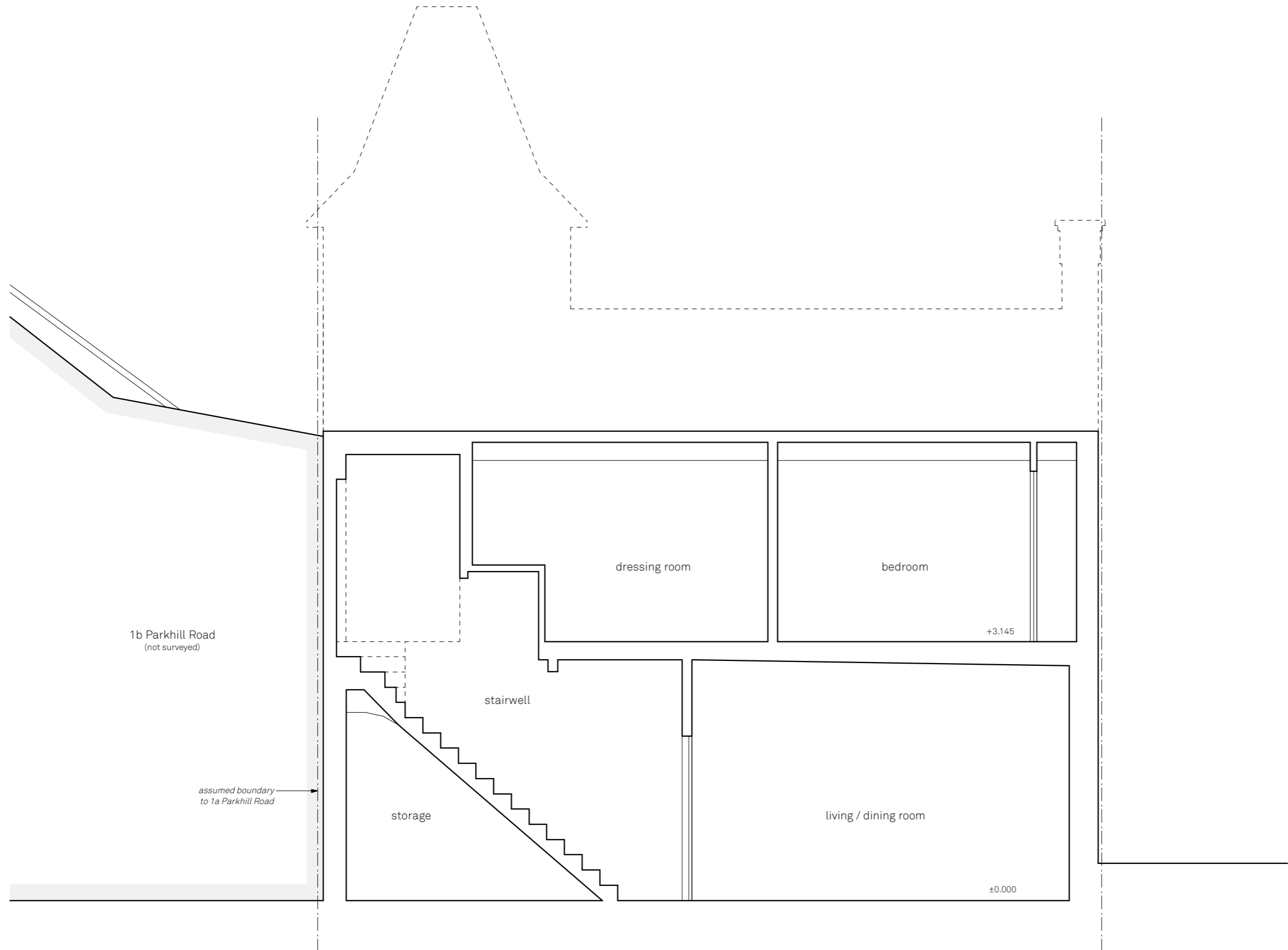
Date

2nd Floor Solecast House 13-27 Brunswick Place London N1 6DX Tel. 020 7251 6162

541.020

paul archer
design

www.paularcherdesign.co.uk



Existing section BB

Tower Cottage

Drawn By JKS
Scale 1:50@A3
Status Planning

Paul Archer Design Ltd

Issue Notes

Date

2nd Floor Solecast House 13-27 Brunswick Place London N1 6DX Tel. 020 7251 6162

541.021

paul archer
design

www.paularcherdesign.co.uk



Existing section CC

Tower Cottage

Drawn By

Scale

Status

JKS

1:50@A3

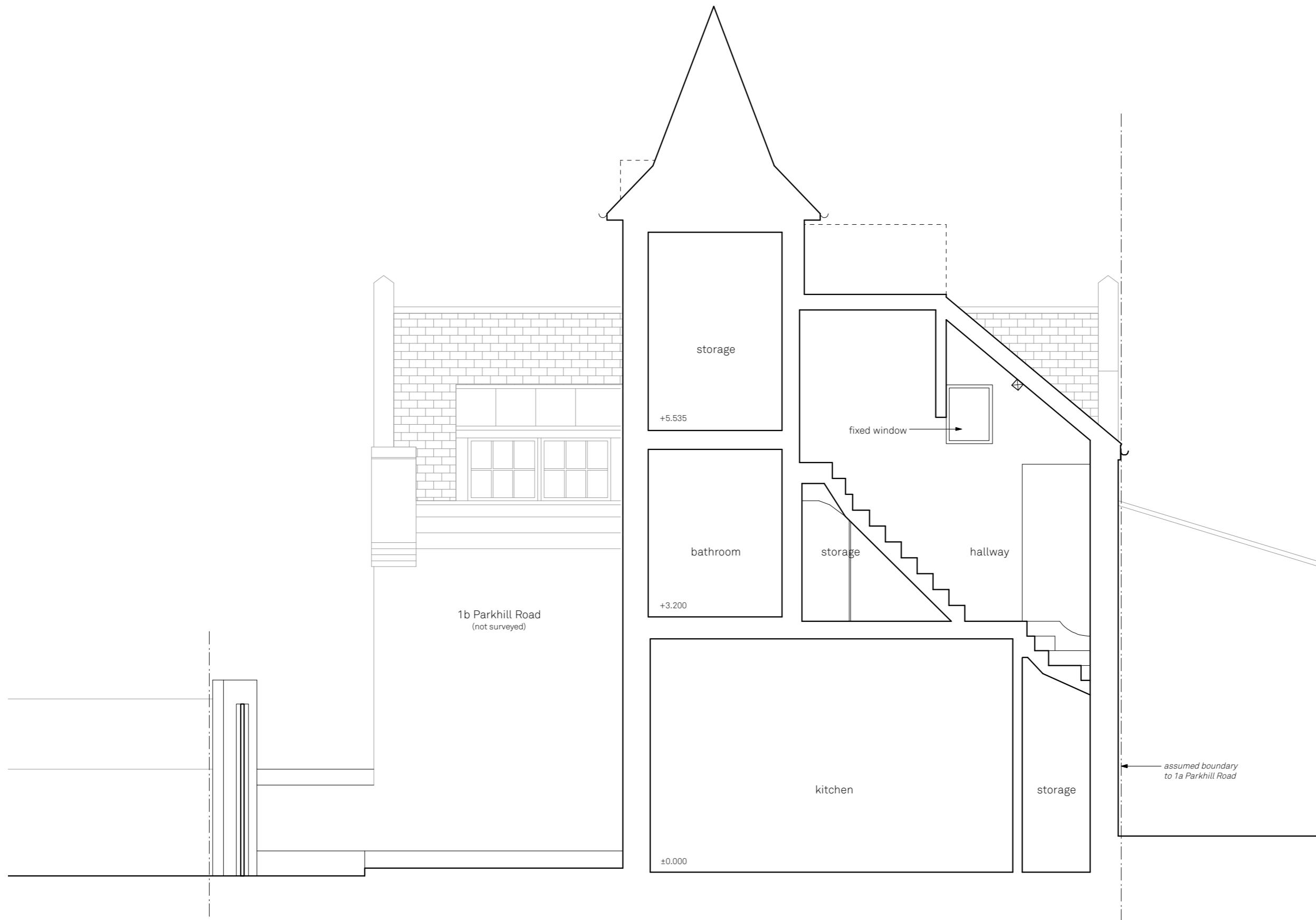
Planning

Issue Notes

Date

541.022

paul archer
design



0 1 2 3 4 5 M

Existing section DD

Tower Cottage

Drawn By JKS
Scale 1:50@A3
Status Planning

Paul Archer Design Ltd

Issue Notes

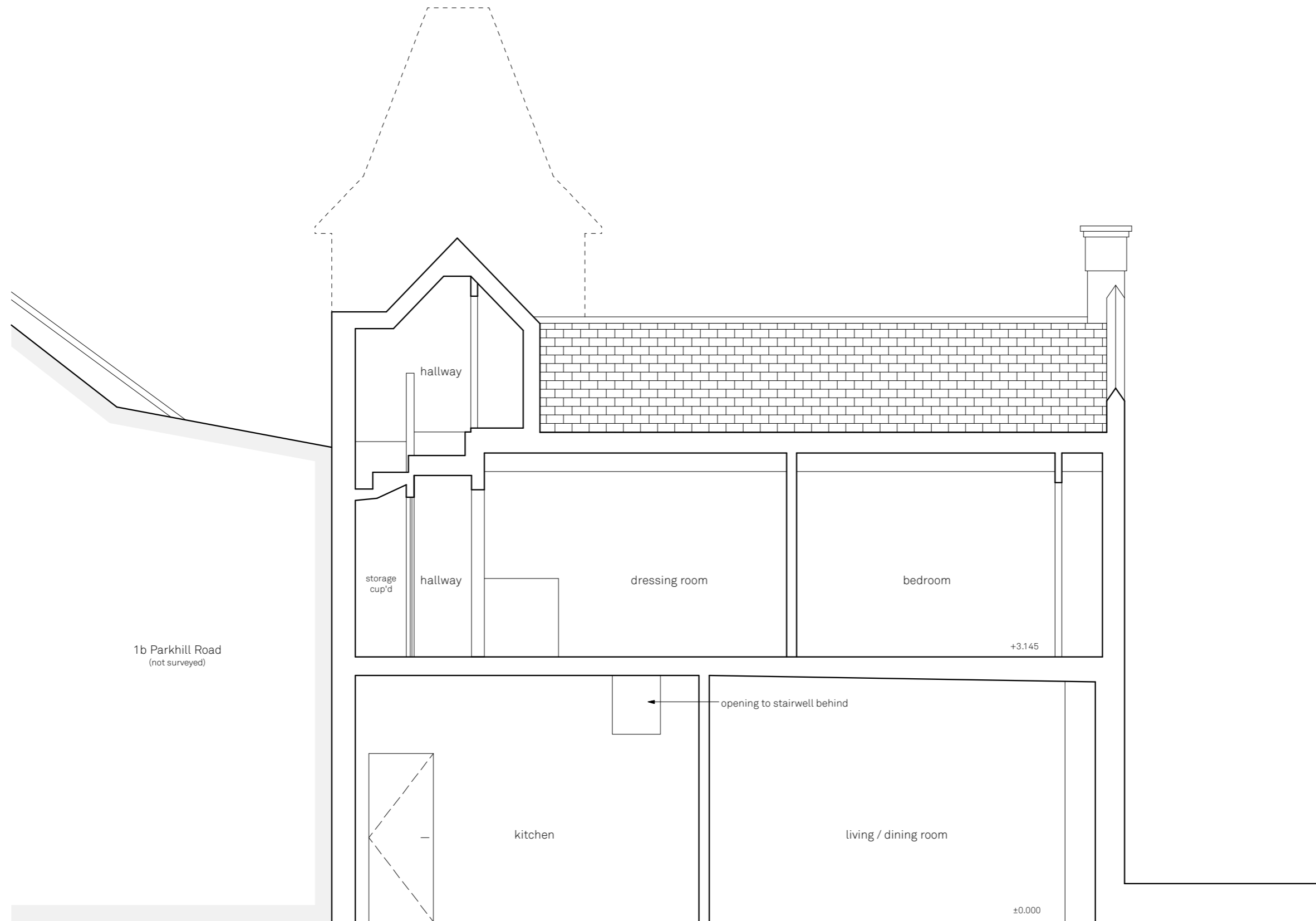
Date

2nd Floor Solecast House 13-27 Brunswick Place London N1 6DX Tel. 020 7251 6162

541.023

paul archer
design

www.paularcherdesign.co.uk



1b Parkhill Road
(not surveyed)

hallway

storage
cup'd

hallway

dressing room

bedroom

+3.145

opening to stairwell behind

kitchen

living / dining room

±0.000

541.024

paul archer
design

Existing section EE

Tower Cottage

Drawn By

Scale

Status

Paul Archer Design Ltd

JKS

1:50@A3

Planning

Issue Notes

Date

2nd Floor Solecast House 13-27 Brunswick Place London N1 6DX Tel. 020 7251 6162

www.paularcherdesign.co.uk

0 1 2 3 4 5 M