L:\3713 - Kings Cross\Services\SE\RTS\Mechanical\Drawing\3713W-BAMSE-7203.dwg

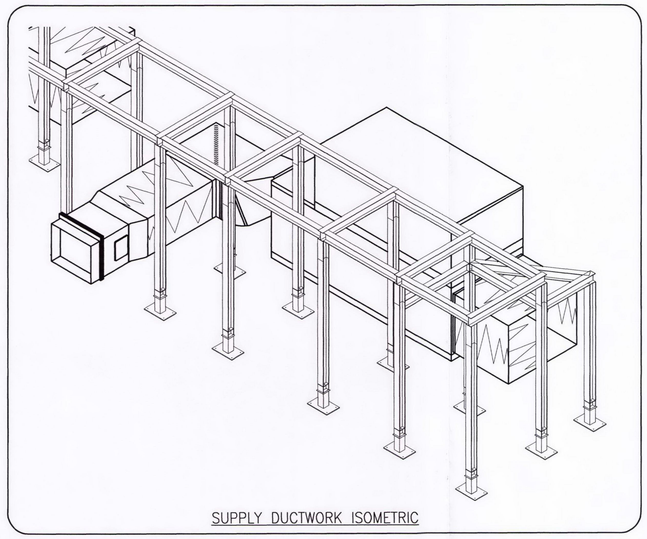

SUPPLY DUCTWORK ISOMETRIC

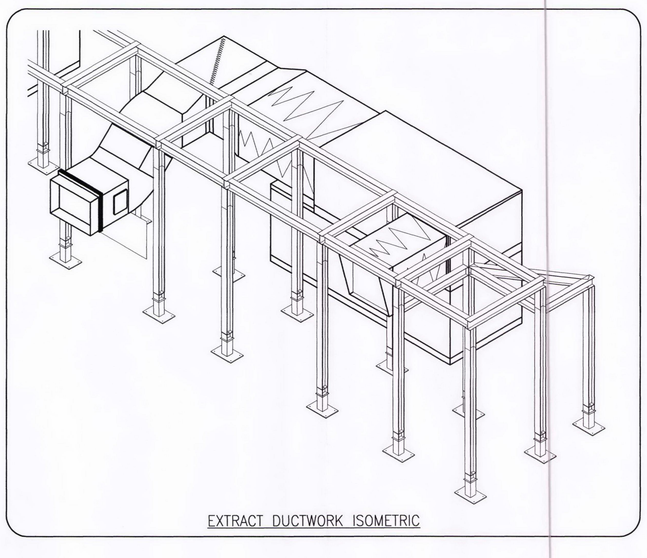

EXTRACT DUCTWORK ISOMETRIC

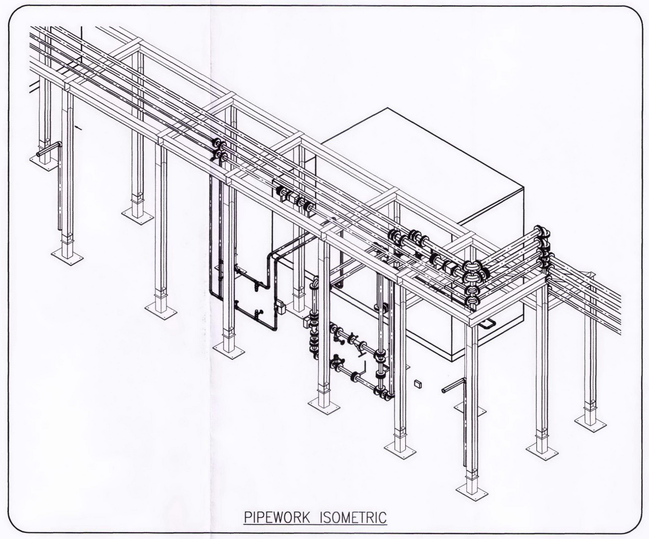

PIPEWORK ISOMETRIC

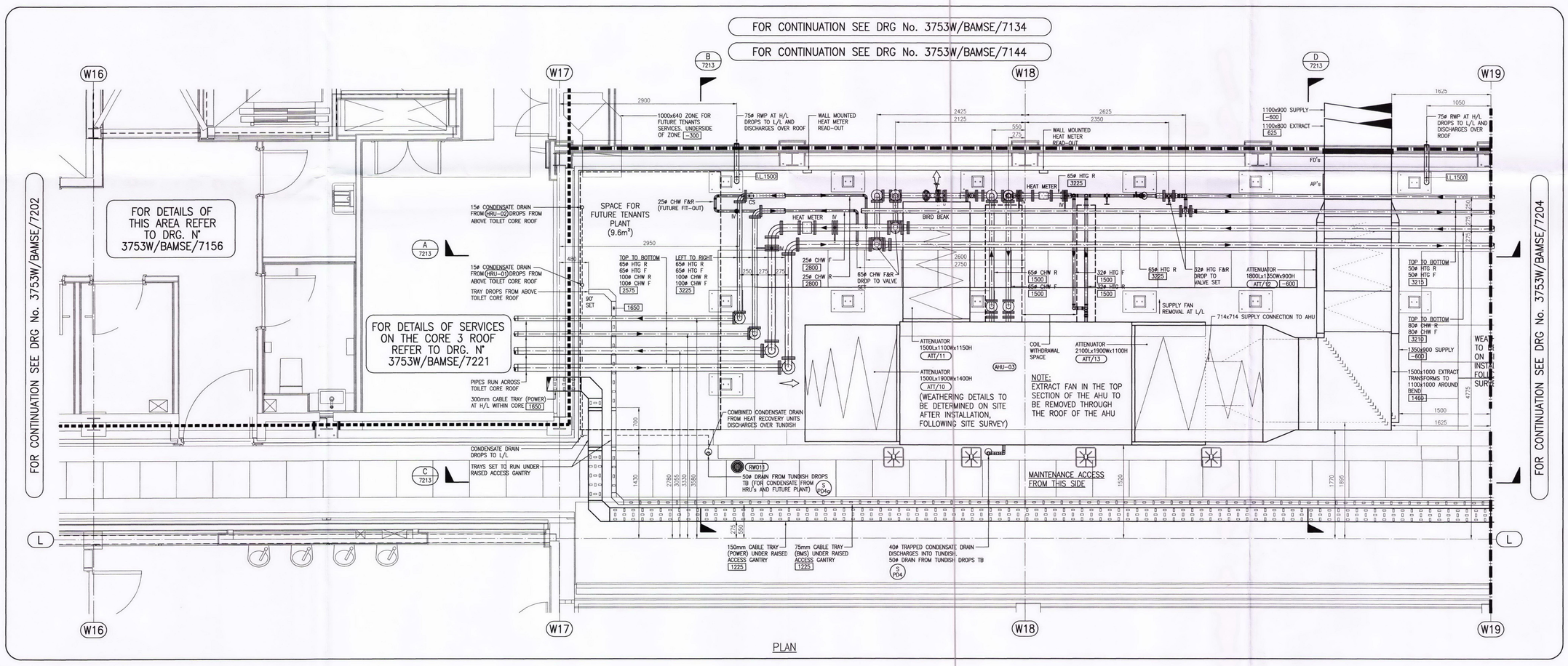

PLAN

DO NOT SCALE FROM THIS DRAWING - ALL DIMENSIONS TO BE CHECKED ON SITE

Notes.

1. FOR SYMBOLS LEGEND AND ABBREVIATIONS REFER TO DRAWING 3753W/BAMSE/7000.
2. THIS DRAWING IS TO BE READ IN CONJUNCTION WITH THE ARCHITECTS & STRUCTURAL ENGINEERS DRAWINGS, THE PROJECT SCHEDULES & SPECIFICATIONS.
3. THIS DRAWING IS TO BE READ IN CONJUNCTION WITH THE RELEVANT DETAILS & SCHEMATICS. REFER TO DRAWING NUMBERS 3753W/BAMSE/7001 – 7049
4. DRAIN COCKS TO BE FITTED ON ALL LOW POINTS & AIR VENTS FITTED ON ALL HIGH POINTS OF LTHW PIPWORK.

SOFFIT LEVEL	N/A
CEILING LEVEL	N/A
DATUM LEVEL	33.789
FINISHED FLOOR LEVEL	VARIES
STRUCTURAL SLAB LEVEL	VARIES

SERVICES DATUM LEVELS
ALL SERVICES ABOVE DATUM DENOTED THUS:–
1000 DISTANCE IN mm TO U/S OF RECTANGULAR & FLAT OVAL DUCTS, ELECTRICAL BUSBARS, CABLE LADDERS, TRAYS, TRUNKING, & ℄ OF CIRC DUCTS & PIPEWORK. LEVELS PREFIXED I.L. INDICATES INVERT LEVEL OF SOIL, GRAVITY RAINWATER & CONDENSATE PIPE ABOVE DATUM LEVEL.

rev	by	date	chkd	amendments
C0	BS	29/02/12		ISSUED FOR CONSTRUCTION. CMT COMMENTS INCORPORATED
D0	BS	02/02/12	JC	ISSUED FOR DRAFT CONSTRUCTION. DESIGN TEAM COMMENTS INCORPORATED
AP0	RJM	05/01/12	JC	ISSUED FOR APPROVAL

ARGENT

key plan

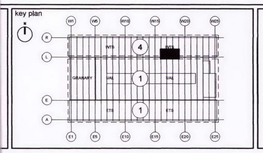

bam Services Engineering

Environmental Services
Cost Planning
Feasibility Studies
3D Visualisation

Centrium
Griffiths Way, St.Albans
Herts. AL1 2RD
Tel: (01727) 894200
www.bam.co.uk

project
ARGENT ESTATES Ltd
KINGS CROSS - CONTRACT 4
WESTERN TRANSIT SHED

title
SECOND FLOOR PLANT DECK
CO-ORDINATED SERVICES
LAYOUT SHEET 4 of 5

drawing status: CONSTRUCTION

contract no. LN0217	scale 1:25 @ A0
client ref.	date Dec.'11
drawn by BS	checked by JC

drawing no 3753W BAMSE 7203 C0

Scott, Brian 29/02/2012 12:01:14