




This architectural drawing shows the front elevation of a building. The roof is a simple gable with horizontal siding. The main facade features three large, arched windows, each divided into six rectangular panes by a grid. The windows are set within a brick or stone surround. Above the central window is a small, dark, triangular feature, possibly a vent or a decorative element. A vertical dashed line runs through the center of the building, indicating the axis of symmetry.







								HUGH TUFFLEY architects	TITLE EXISTING ELEVATIONS	PROJECT 19 Grove Terrace Garage Extension	DATE March 2012	SCALE A1	DRAWING No 1142-P-002	REVISION No
								134A Haverstock Hill London NW3 2AY Tel: +44 20 7193 9218 e: mail@hughtuffley.com		CLIENT Mr and Mrs Lawrence	STATUS Planning	SCALE A3 as noted		