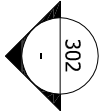


- LEGEND
- EXISTING WALLS
 - NEW WALLS

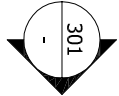
GENERAL NOTES:
DO NOT SCALE FROM THIS DRAWING
ALL DIMENSIONS TO BE CHECKED ON SITE
ANY OMISSIONS OR DISCREPANCIES TO BE
REPORTED TO THE ARCHITECT IMMEDIATELY
IF IN DOUBT ASK



PROPOSED ENLARGEMENT OF
EXISTING SIDE EXTENSION

ASSUMED BOUNDARY LINE

NO. 24



HALL

BEDROOM 3

BATHROOM

UTILITY

STORAGE

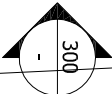
GUEST BATHROOM

BEDROOM 4

GUEST ROOM

PLAYROOM

PROPOSED
ENTRANCE DOOR



ASSUMED BOUNDARY LINE

NO. 28

NO. 26 ELSWORTHY ROAD



finkernagel ross

architects

Studio 215
Stratford Workshops

Burford Road
London E15 2SP

Tel 020 8555 0951
Fax 020 8555 0958

PROJECT

26a ELSWORTHY RD
LONDON NW3

DRAWING

PROPOSED LOWER GROUND FLOOR

DATE
24.05.12

SCALE
1:50 @ A3

DRAWING NO.

26ELS-101

REVISION

P1