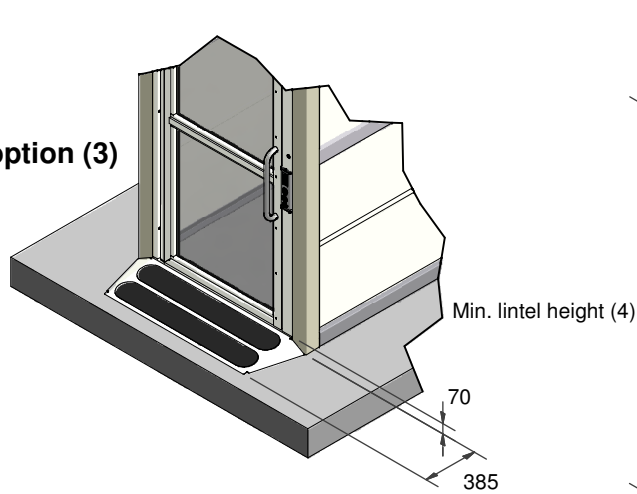


Lyndhurst S5

Technical data sheet for lifts with a full height door at the upper most floor (max. travel 5m, 400kg capacity)
For lifts with a 1/2 height gate at the upper most floor please refer to data sheet SL 802



Ramp option (3)



Notes:

All dimensions in mm unless stated.

2500mm minimum floor to floor is required for entrances above each other on the same side.

(1) Adjacent entry only available on 1100 x 1400 platform.

(2) Headroom is dependant upon the travel - please contact us for further information.

(3) If pit cannot be formed a ramp is available as an optional extra.

(4) Min. lintel height required for standard door closers = 2150mm. Min. lintel height for a powered fire door closer = 2250mm (add 70mm to either dim if ramp option is being used - this applies only to the lower floor).

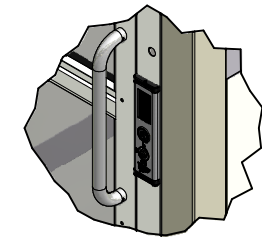
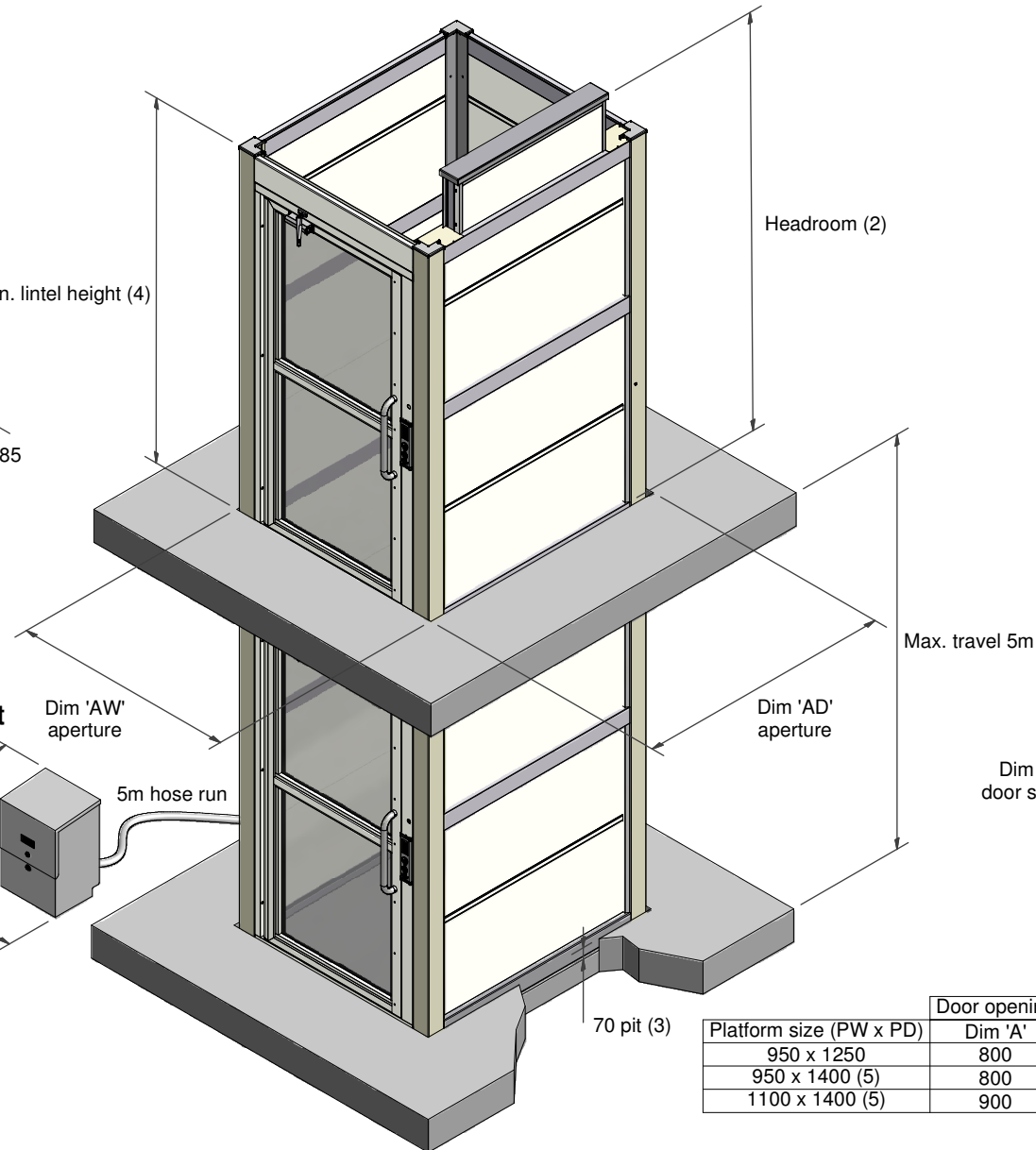
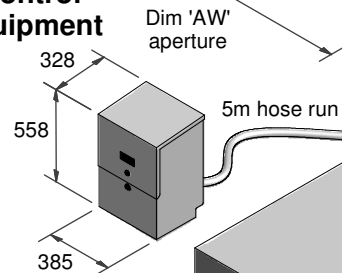
(5) Part M (England & Wales) and section 4.2 of the Technical Handbook (Scotland) compliant.

Power supply to be dedicated 240VAC single phase, terminating in a 13A switch spur and RCD (by others).

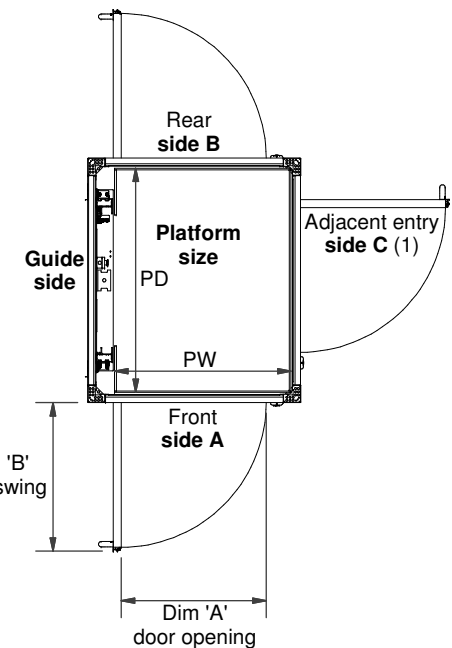
Fixings: The lift is fixed to the floor at the base of the enclosure. Fixings are also required at other points, the exact location depends on travel and configuration. Please contact us to discuss further.

Control Equipment: The drive unit and electrical control equipment are housed in a separate enclosure, which should be wall mounted and can be located up to 5m (hose run) away from the base of the lift (guide side).

Control equipment



Call station



Platform size (PW x PD)	Door opening	Door swing	Aperture (+10/-0)	
	Dim 'A'	Dim 'B'	Dim 'AW'	Dim 'AD'
950 x 1250	800	910	1240	1440
950 x 1400 (5)	800	910	1240	1560
1100 x 1400 (5)	900	1010	1360	1560

Waiver

The data sheet is for guidance only & must not be used for proper working drawings. Please contact your dealer for particular details before proceeding. Owing to our policy of continual improvement, we reserve the right to alter specifications & dimensions without prior notice.

Level Access Lifts Ltd.
Oceanic House, Cracknore Hard,
Marchwood, Southampton, SO40 4ZD

Tel: 0845 4662 999
www.leve lifts.co.uk

Information
sheet

SL 801TL
06.09.10