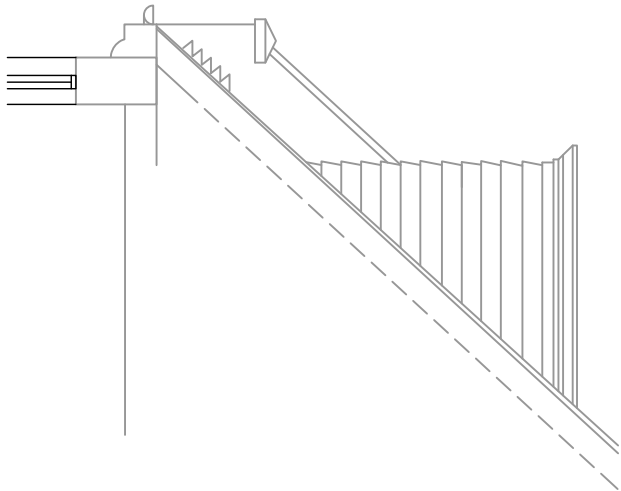


Existing Ground Floor Layout

Scale 1:100



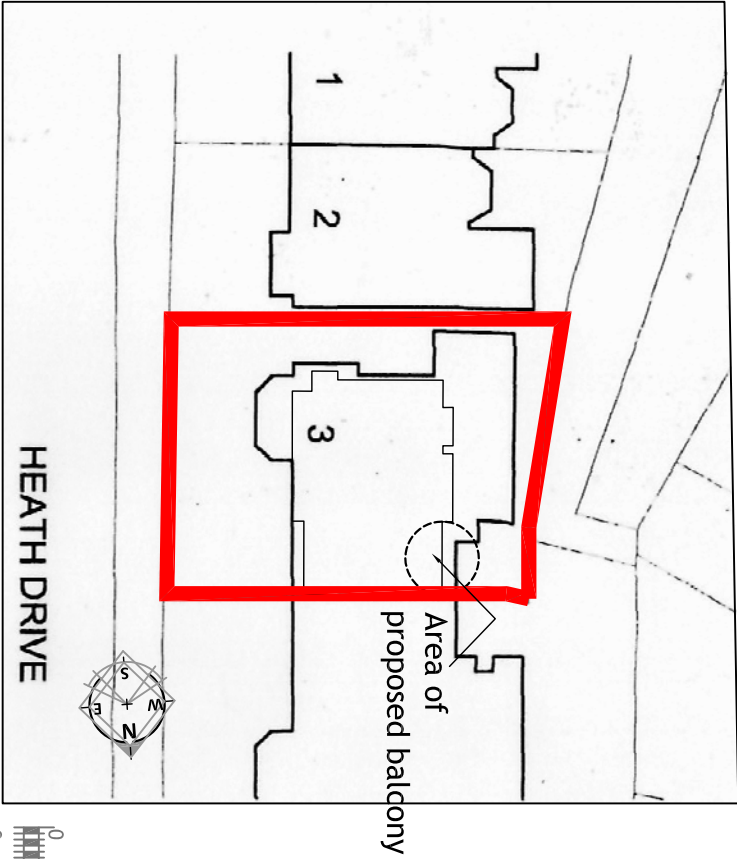
Existing Side Elevation

Scale 1:50

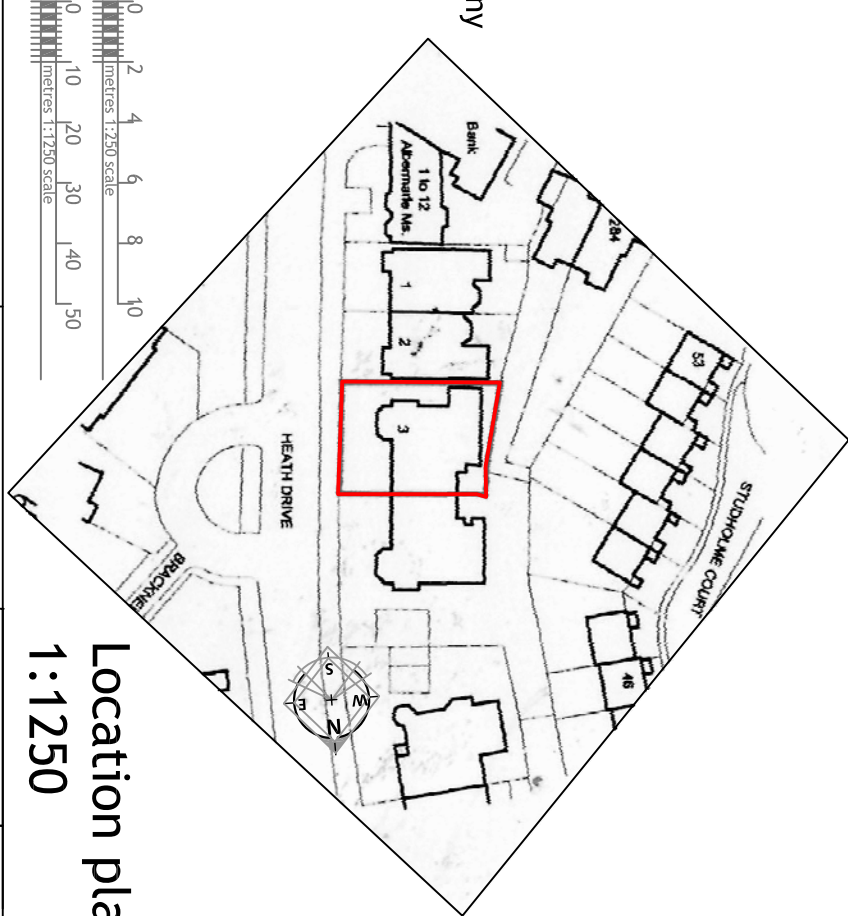


Existing Elevation

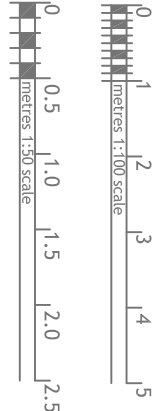
Scale 1:50



Block plan 1:250



Location plan
1:1250



- Notes:
- Net Assets retain the copyright of the design, scheme and ownership of the drawings
 - Drawings to be read in conjunction with structural engineers drawings
 - Any omissions to be reported to and clarified with client prior to commencement
 - Verify Dimensions, levels and existing structure on site prior to commencement
 - All works to comply with current regulations, British standard etc.
 - The builder is responsible for serving party wall notices should they be necessary prior to commencement
 - Initial drawings submitted to building control are subject to additional information required by Building control which could have a significant cost/or additional works to be done on site
 - All works commenced prior to building regulation approval are carried out at the clients risk

 Added value solutions for Land and Buildings		Title Flat 4, 3 Heath Drive, London NW3 7SY.		Detail Existing Plan & Elevations. Site plan and location	
Date June 2012	Job Ref 1104	Scale As shown	Dwg No. PL-01	Rev	
Nett Assets The Studio, 141 New Road, Croxley Green, Herts. WD3 3EN, Tel:- 01923 293117, 07531 124528 Web:- www.nettassets.co.uk					