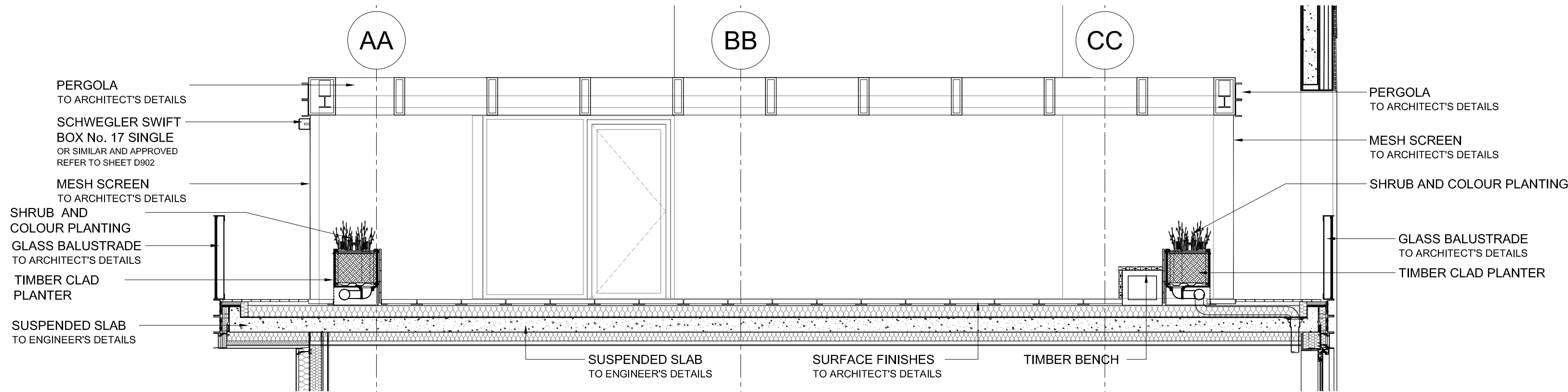
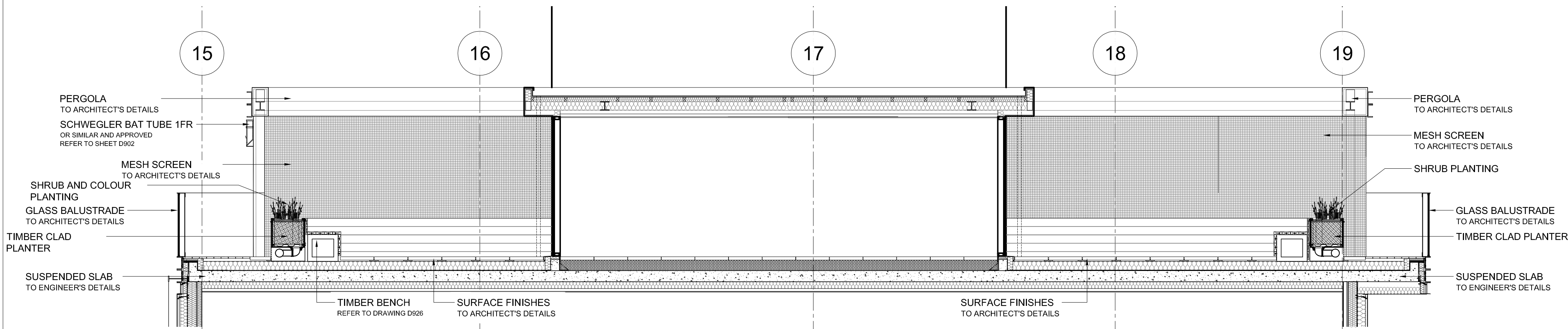


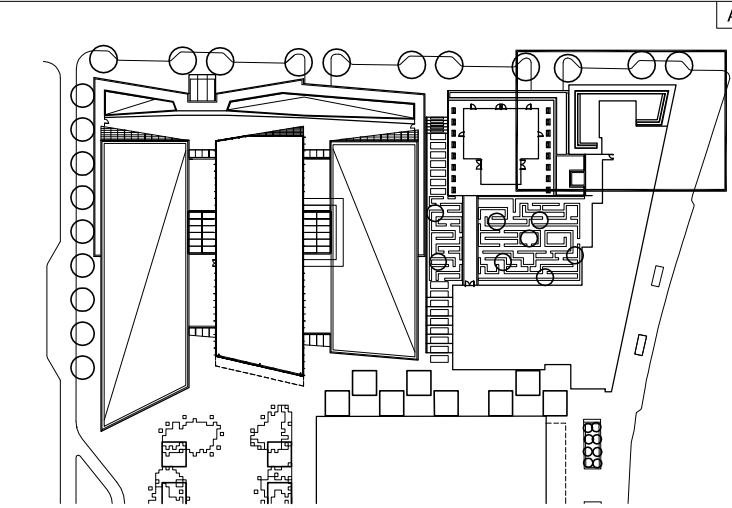
1 9th FLOOR TERRACE
SCALE 1:50



2 SECTION 1
SCALE 1:50



3 SECTION 2
SCALE 1:50



- NOTES:
- This drawing shall be read in conjunction with all relevant contract drawings and specification with any conflicting information to be brought to the attention of EDCO DESIGN LONDON LIMITED before work commences
 - All dimensions are in millimetres unless otherwise specified
 - All levels in metres unless otherwise specified
 - All dimensions and sizes of units to be verified by the contractor on shop drawings for each element before the commencement of works
 - All construction base layers to engineer's specification
 - All steelwork to be galvanised unless otherwise stated
 - All concrete structures/members to structural engineer's/architect's detail
 - All supports/fixings to manufacturer's/engineer's detail
 - All exposed concrete faces to waterproofing engineer's/contractor's details
 - All tree supporting measures to contractor design and approved by EDCO DESIGN LONDON LIMITED and the engineer
 - All eyebolts to be stainless steel unless otherwise specified and to engineers detail
 - All trees/shrubs/hedges planted at nursery level
 - Falls are for guidance purposes only, setting out shall be to spot levels

LEGEND:

| | | | |
|--|--|--|---|
| | Proposed Hedge (Refer to planting plans and details (C326D500 & C326D500 series)) | | Timber Bench |
| | Landscape Rain Water Outlet Wade D1209G Gully Or similar and approved | | Building Rain Water Outlet To Engineer's Details |
| | Schwegler Swift Box No. 17 Single Or similar and approved | | Schwegler Bat Tube 1fr Or similar and approved |

Rev. No. REASON DATE DRAWN CHECKED

DO NOT SCALE
© Copyright EDCO Design London Limited 2006

DRAWING STATUS: **CONTRACT**

PROJECT STAGE: **TENDER**

PROJECT: **REGENT'S PLACE - NEQ**

CLIENT: **BRITISH LAND**

ARCHITECT: **WEA/SMA**

ENGINEER: **HY**

EDCO Design London
Chartered Landscape Architects

3rd Floor, 7 Elm Grove, Wimbledon, London, SW19 4HE
T: 020 8944 9856 | F: 020 8605 9689 | E: enquires@edcodesign.com

RESIDENTIAL BUILDING
9th FLOOR TERRACE
PLANTER

NORTH

SCALE: **AS SHOWN**
AT A1

DRAWN: **SC**

CHECKED: **AM**

DATE: **110311**

PROJECT REF: **C326**

DRAWING REF: **WIP158**

REVISION:

SCALE BAR: