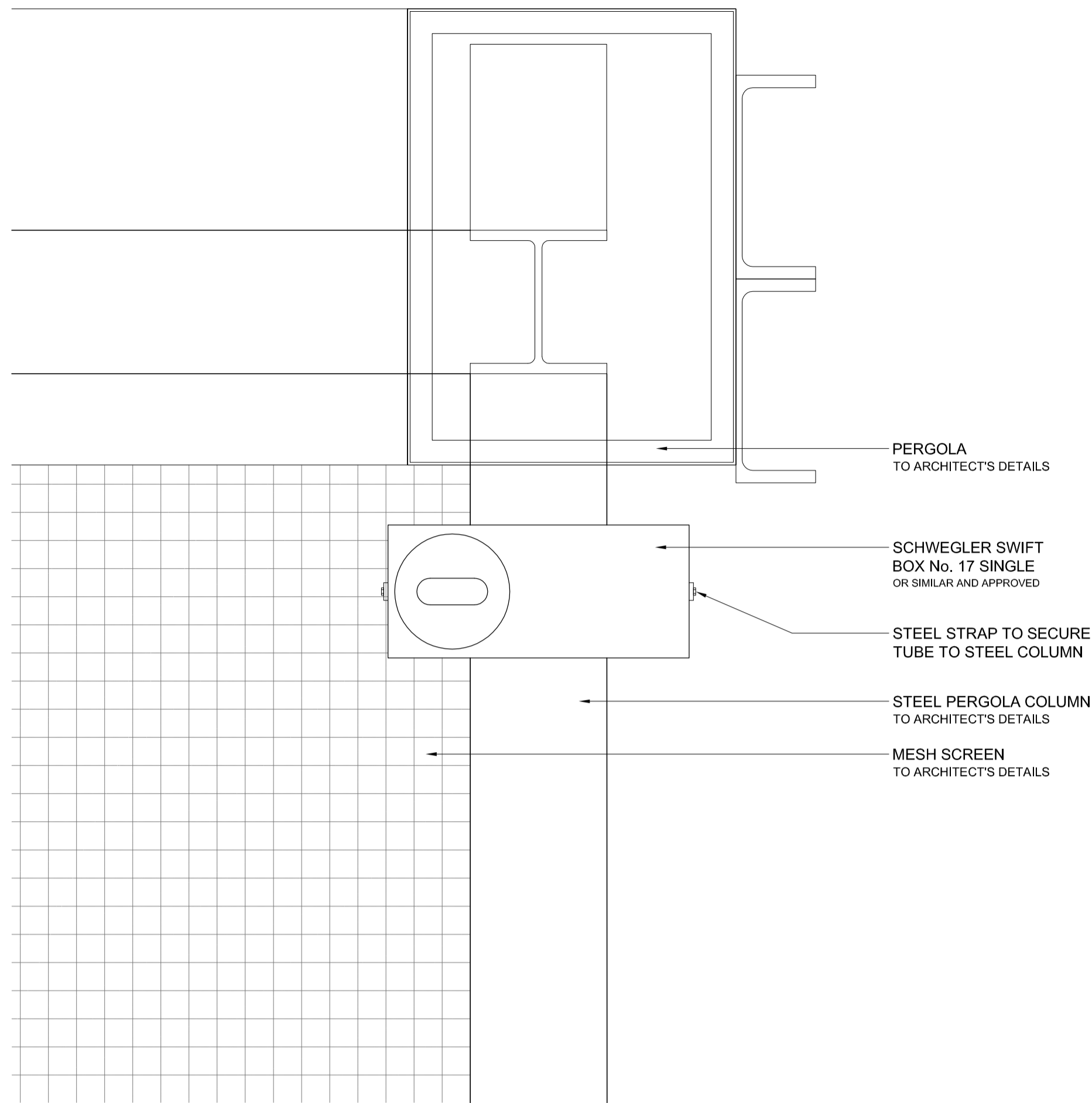
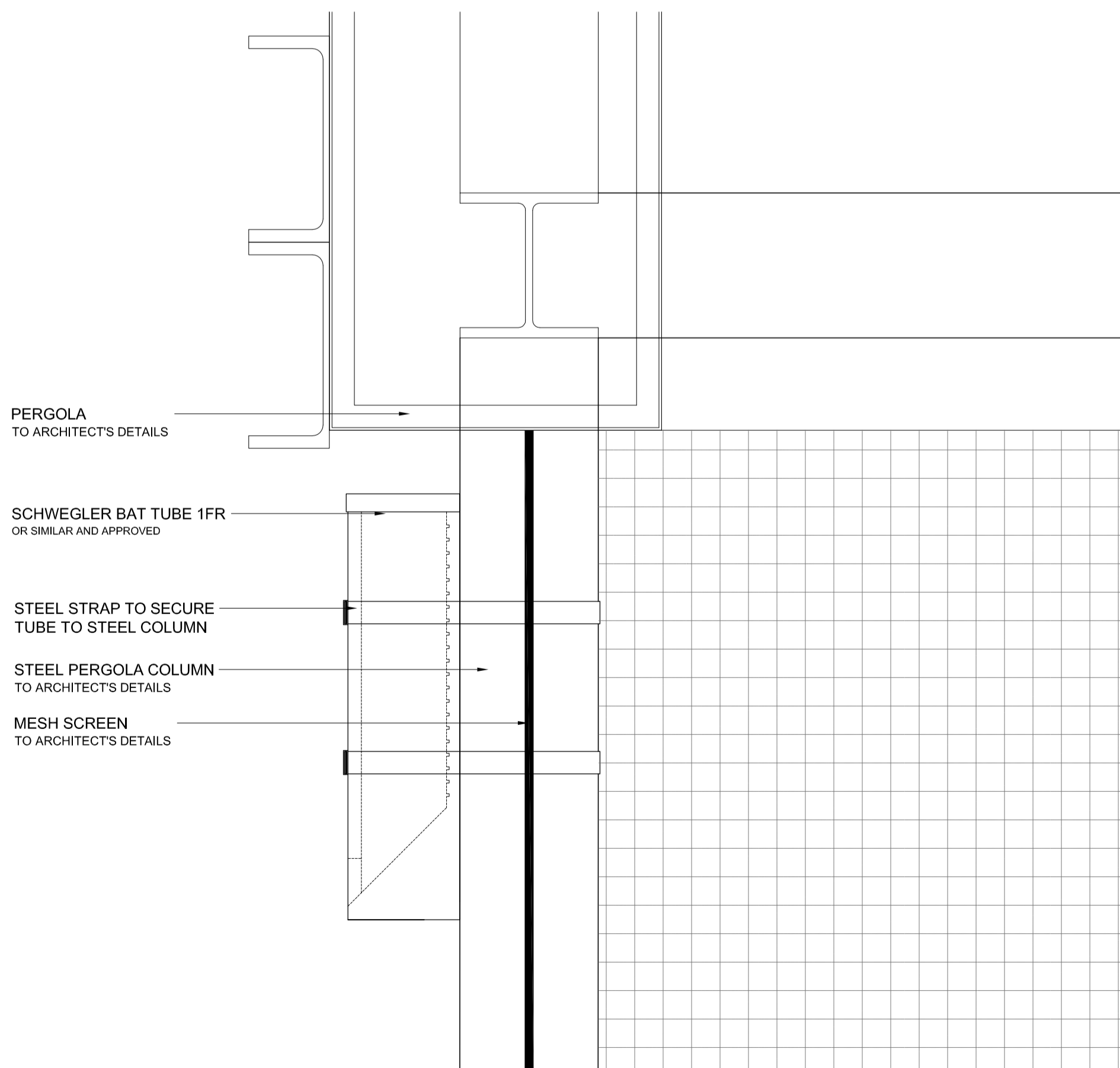


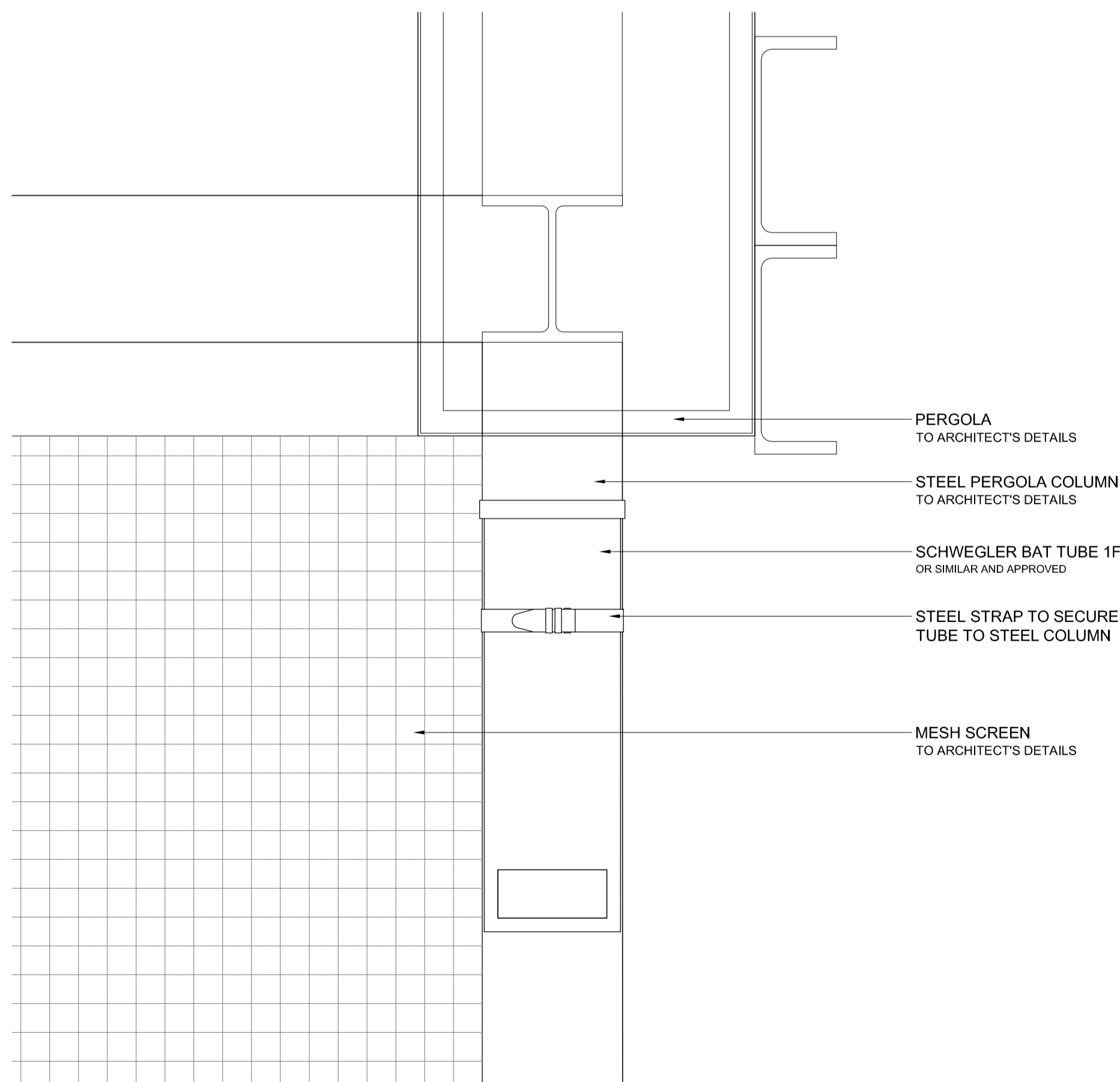
1 BIRD BOX SECTION  
SCALE 1:5



2 BIRD BOX ELEVATION  
SCALE 1:5



3 BIRD BOX SECTION  
SCALE 1:5



4 BIRD BOX ELEVATION  
SCALE 1:5

## NOTES:

- This drawing shall be read in conjunction with all relevant contract drawings and specification with any conflicting information to be brought to the attention of EDCO DESIGN LONDON LIMITED before work commences
- All dimensions are in millimetres unless otherwise specified
- All levels in metres unless otherwise specified
- All dimensions and sizes of units to be verified by the contractor on shop drawings for each element before the commencement of works
- All construction base layers to engineer's specification
- All drainage below slab to engineer's details
- All steelwork to be galvanised unless otherwise stated
- All concrete structures/members to structural engineer's/architect's detail
- All supports/fixings to manufacturer's/engineer's detail
- All exposed concrete faces to waterproofing engineer's/contractor's details
- Reinforcement for semi-dry mix cement/sand bed to be A98 mesh
- All unseen faces of paving stone flags, setts, etc. to be Sawn finish unless otherwise specified
- Paving grid offset from existing site wide paving grid unless otherwise specified
- All mortar joints to be 5mm unless otherwise specified
- Falls are for guidance purposes only, setting out shall be to spot levels
- On commencement of the works, the contractor where necessary, shall strip existing makeup down to top of existing structural slab, and carry out level survey of top of S.S.L. and plot on these details. Any amendments required as a result to be agreed by EDCO DESIGN LONDON LIMITED, Architects and Engineers
- Abbreviations:
  - FFL -Finished floor level
  - SSL -Structural slab level
  - TOK -Top of kerb
  - BOK -Bottom of kerb
  - TOW -Top of wall
- Maximum depth of screed to be 300mm. Remaining depth to be light-weight void former/inert filling as per engineer's loading allowance. Refer to engineer's drawing, details and specifications. Contractor to produce shop drawings showing the extent of screed and void former/inert filling.
- Waterproofing contractor shall develop shop drawings which are to be submitted for comment.
- All tree supporting measures to contractor design and approved by EDCO DESIGN LONDON LIMITED and the engineer
- All trees/shrubs/hedges planted at nursery level
- All eyebolts to be stainless steel unless otherwise specified and to engineers detail
- All trees/shrubs/hedges planted at nursery level

## LEGEND:

B	Issued for Contract	30 05 12	RG	AM
A	Bat and Bird Boxes moved to Level 9	100112	SC	AM
	EWN 895			

Rev. No. REASON DATE DRAWN CHECKED

DO NOT SCALE  
© Copyright EDCO Design London Limited 2006

DRAWING STATUS: **CONTRACT**PROJECT STAGE: **STAGE E**PROJECT: **REGENT'S PLACE - NEQ**CLIENT: **BRITISH LAND**ARCHITECT: **WEA/SMA**ENGINEER: **HY**

**EDCO Design London**  
Chartered Landscape Architects

4<sup>th</sup> Floor, Durham House, 1B Armitly Grove, London SW20 0LQ  
T: 020 8944 9856 | F: 020 8946 3220 | E: enquires@edcodesign.com

TYPICAL DETAILS  
NESTING BOXES

NORTH:

SCALE: AS SHOWN  
AT A1

DRAWN: SC

CHECKED: AM

DATE: 150811

PROJECT REF: **C326**DRAWING REF: **D902**REVISION: **B**

SCALE BAR: