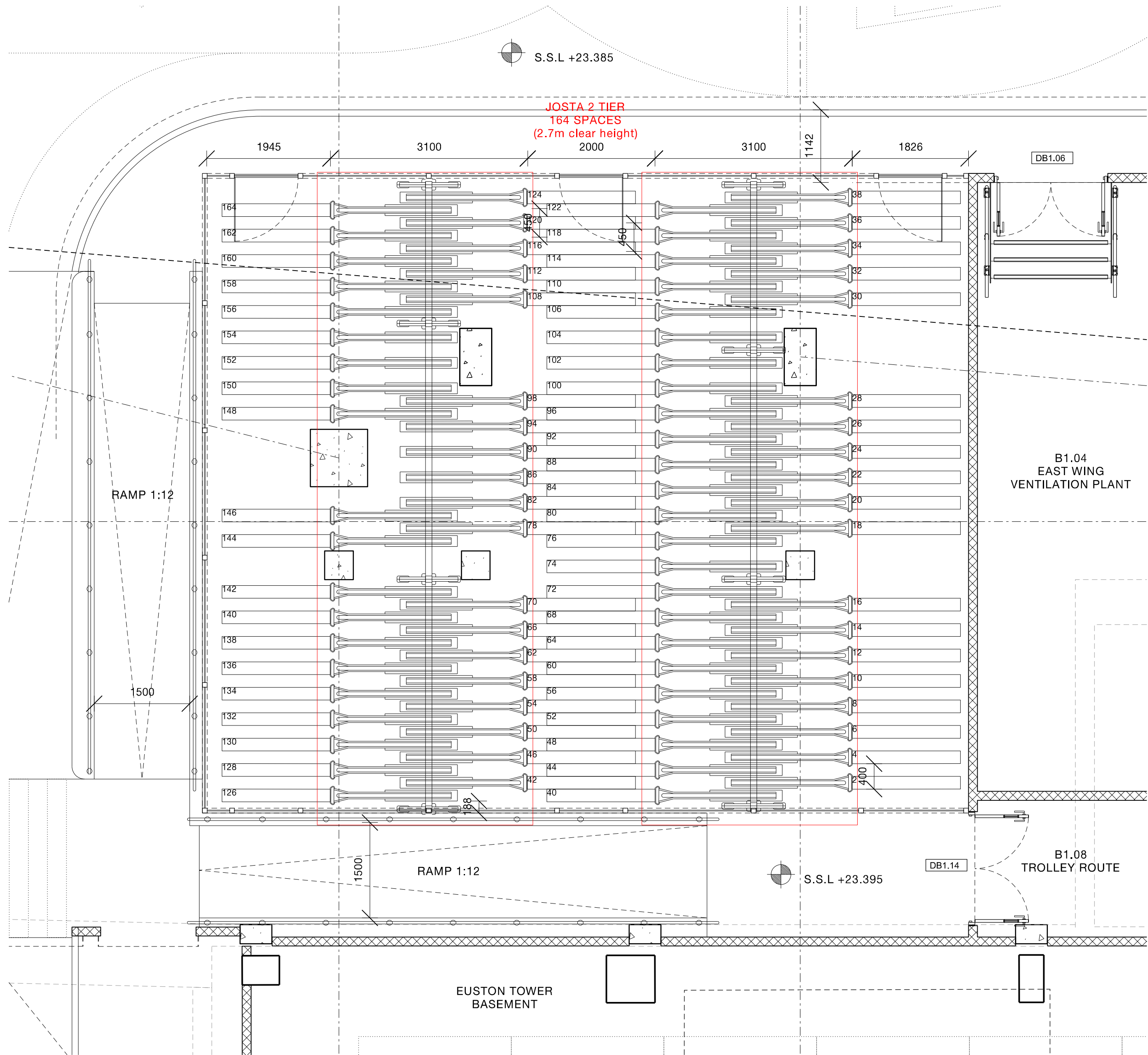


01 CYCLE STORE WEST

1:50



02 CYCLE STORE EAST

1:50

CYCLE STORAGE	
COMMERCIAL	
164	JOSTA 2 TIER
26	JOSTA WALL STANDS
190	TOTAL SPACES
190	SPACES REQUIRED

GENERAL NOTE:

A. REFERENCE SHALL BE MADE TO THE LATEST REVISIONS OF THE STRUCTURAL ENGINEERS, MECHANICAL ENGINEERS & LANDSCAPE ARCHITECTS DRAWINGS AND DETAILS. ANY DISCREPANCIES SHALL BE REPORTED.

B. FOR ALL SETTING OUT OF BUILDING STRUCTURE, SLAB LEVELS & HOLES REFER TO STRUCTURAL ENGINEERS DRAWINGS.

C. FOR ALL SETTING OUT OF M&E COMPONENTS REFER TO MECHANICAL ENGINEERS DRAWINGS.

D. FOR ALL SETTING OUT OF EXTERNAL LANDSCAPE COMPONENTS REFER TO LANDSCAPE ARCHITECTS DRAWINGS.

E. FOR ACOUSTIC REQUIREMENTS REFER TO ACOUSTIC REPORT AND WEA SPECIFICATION

F. FOR FIRE PROTECTION REFER TO FIRE STRATEGY REPORT AND WE 685 DRAWING SERIES.

G. FOR GRID SETTING OUT REFER TO DRAWING WE 032 DRAWING SERIES

H. FOR GLAZING TYPES AND SETTING OUT RELATED TO EVIS SYSTEMS REFER TO WEA 310 DRAWING SERIES AND SPEC

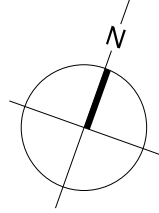
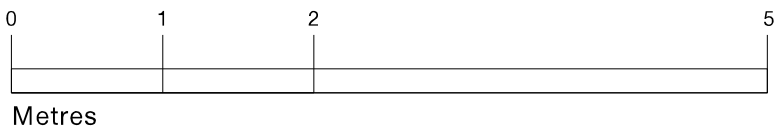
Rev	Date	Description	By	Chkd
\	05.09.11	Issued for Information	SE	JL
\	08.03.12	Issued for Information	SE	JL
\	02.04.12	Issued for Information	SE	JL
A	21.05.12	Issued for Planning	SE	JL

Do not Scale. Use figured dimensions only. All dimensions to be checked on site

All drawings to be read in conjunction with the Engineers' drawings. Any discrepancies between consultants drawings to be reported to the Architect before any work commences.

The Contractor's attention is drawn to the Health & Safety matters identified in the Health & Safety plan as being potentially hazardous.

These items should not be considered as a complete and final list. The Work Package Contractor's normal Health and Safety obligations still apply when undertaking constructional operations both on and off site.



33 Bowling Green Lane  
London  
EC1R 0BJ

+44 (0) 20 7608 7900 T  
+44 (0) 20 7608 7901 F  
www.wilkinsoneyre.com

WilkinsonEyre.Architects

Project:	10 Brock Street
Title:	CYCLE STATION PLAN BASEMENT DETAIL PLAN
Scale @A1:	1:50
Drawing and CAD File Number:	WE-A-070-6-119
Rev:	A