

JAMB - HORIZONTAL SECTION.
SG-01
SG-02
SG-03

SG-03
EXISTING SPLAYED REVEAL
WITH CILL BOARD

JAMB - HORIZONTAL SECTION.
SG-04
SG-05
SG-06

SG-04
EXISTING REVEAL
WITH CILL BOARD

SG-01
EXISTING SPLAYED REVEAL
WITHOUT CILL, WITH
TIMBER PANEL BELOW

SG-02
EXISTING INOPERABLE SHUTTER BOX

EXISTING SASH WINDOW
PROPOSED SECONDARY GLAZING
SELECTAGLAZE - SERIES 20 - FRICTION SLIDER
(NOT COUNTERBALANCED)
68x44 SW SECTION CHAMFERED TO SUIT SPLAY
FINISH PAINT TO MATCH WINDOW SURROUNDS

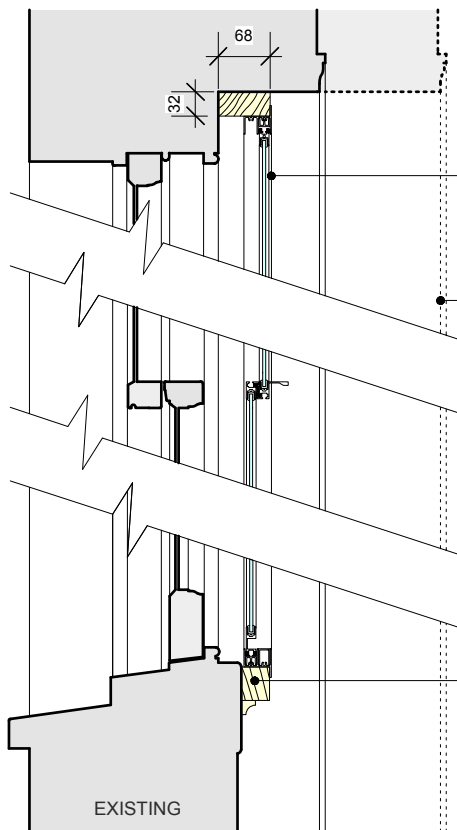
SG-05
ONE BRICK WALL

SG-06
EXISTING REVEAL
WITHOUT CILL, WITH
TIMBER PANEL BELOW

EXISTING SASH WINDOW
PROPOSED SECONDARY GLAZING
SELECTAGLAZE - SERIES 20 - FRICTION SLIDER
(NOT COUNTERBALANCED)
68x32 SW SECTION
FINISH PAINT TO MATCH WINDOW SURROUNDS

HEAD AND CILL
VERTICAL SECTION

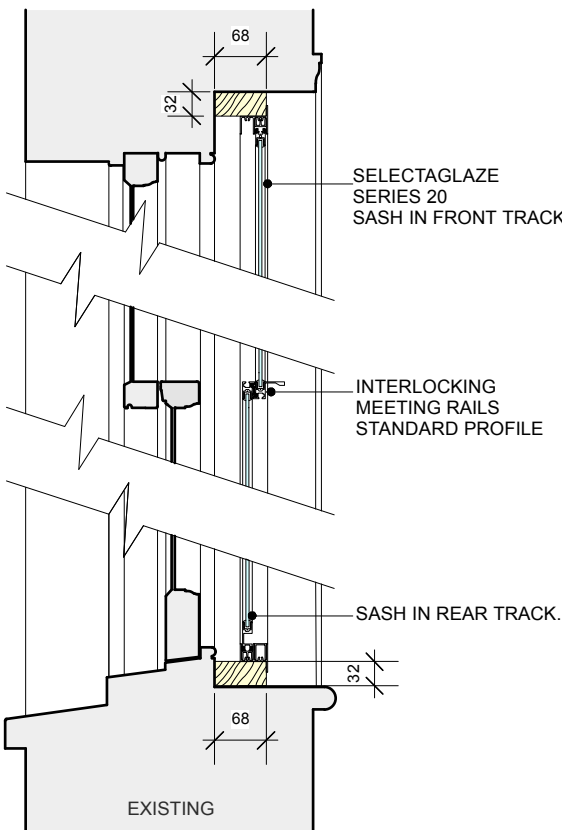
SG-01 (SEE ABOVE)
SG-02
SG-06



REVEAL WITHOUT CILL,
WITH TIMBER PANEL BELOW

HEAD AND CILL
VERTICAL SECTION

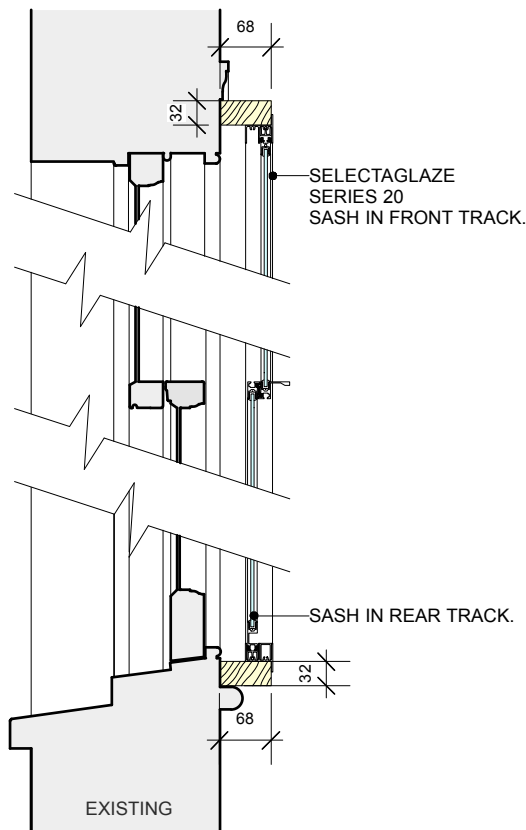
SG-03 (SEE ABOVE)
SG-04



REVEAL WITH CILL BOARD

HEAD AND CILL
VERTICAL SECTION

SG-05 (SEE ABOVE)



ONE BRICK WALL
NO REVEAL