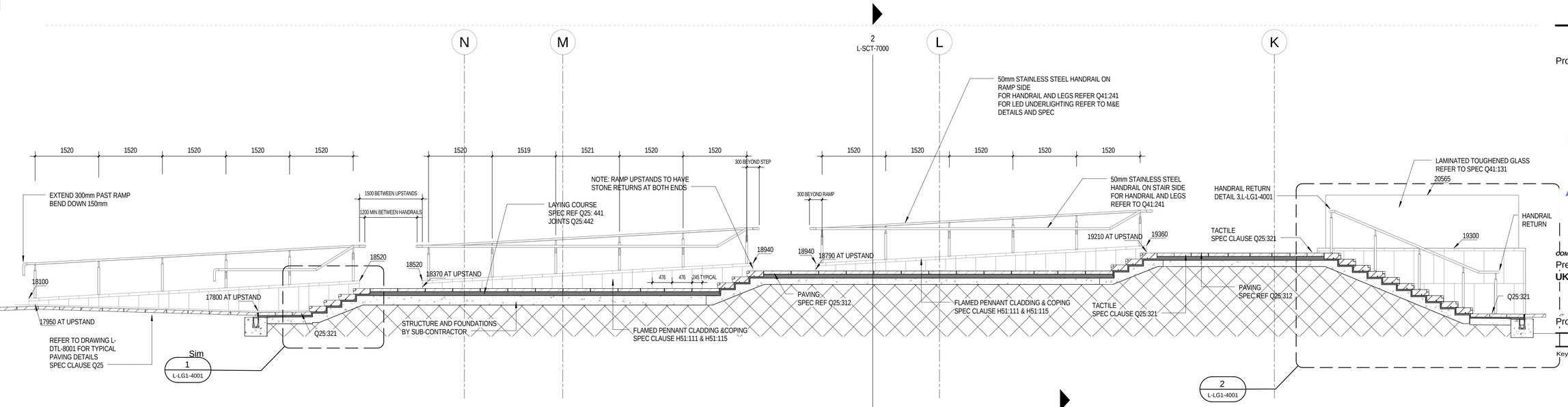

1 LONGSECTION THROUGH STAIRS AND LANDINGS
1 : 50

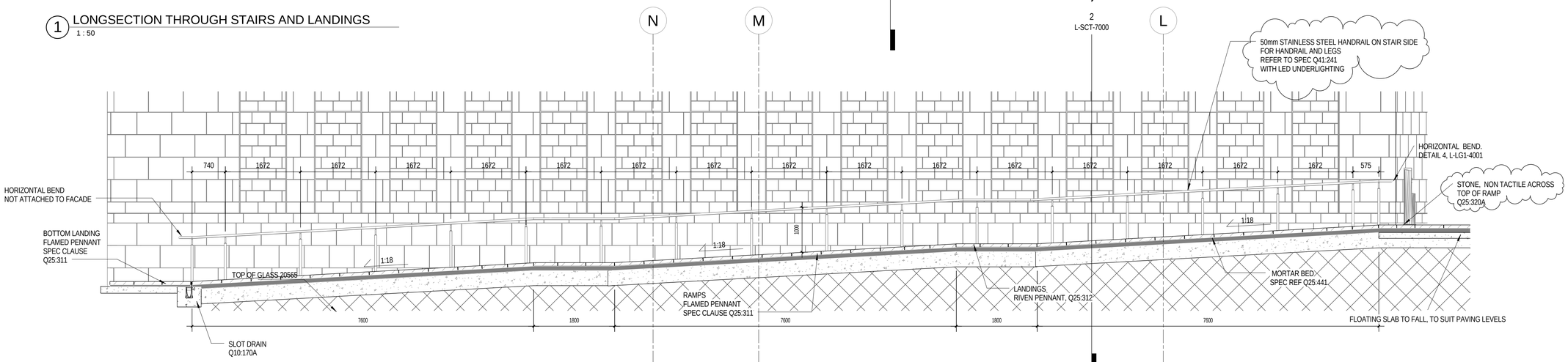

2 LONGSECTION THROUGH RAMP 1of2
1 : 50

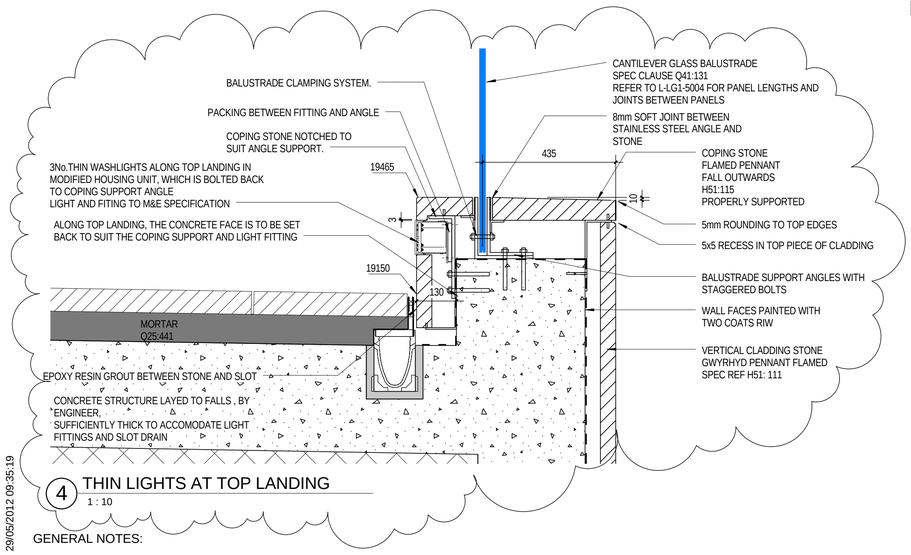

4 THIN LIGHTS AT TOP LANDING
1 : 10

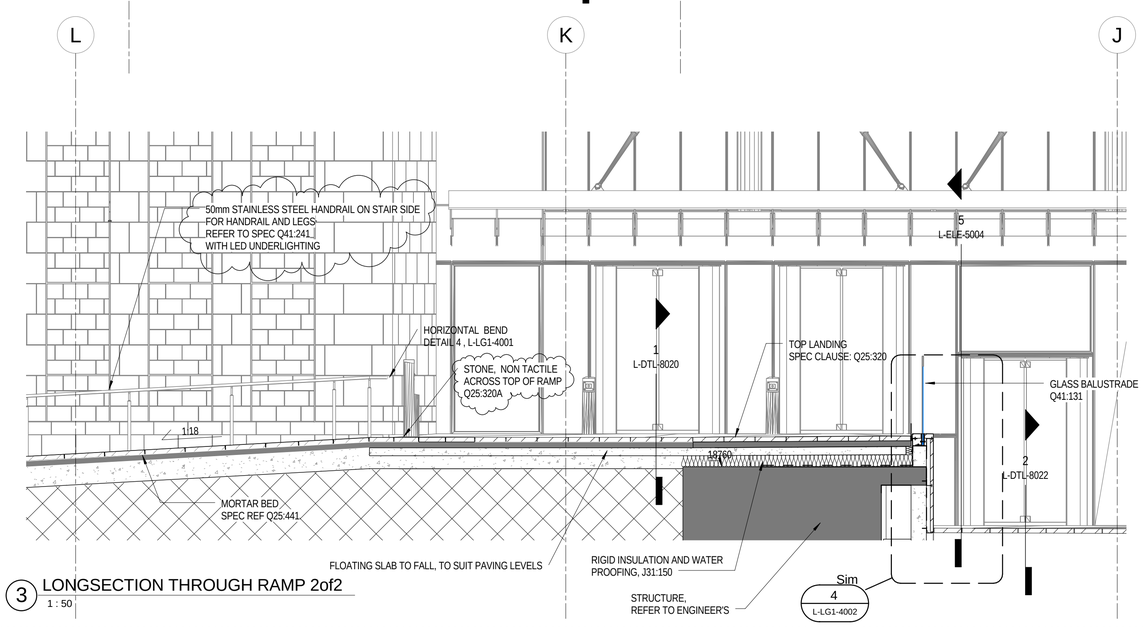

3 LONGSECTION THROUGH RAMP 2of2
1 : 50

29/05/2012 09:35:19

GENERAL NOTES:

1. THIS DRAWING IS TO BE READ IN CONJUNCTION WITH THE FLOOR PLANS, LANDSCAPE LAYOUT AND SECTIONS, AND THE RELEVANT STRUCTURAL INFORMATION.
2. FOR TYPICAL GENERAL HANDRAIL NOTES REFER TO A-DTL-9650
3. FOR INTEGRAL LIGHTING, REFER TO THE RELEVANT MEP DRAWINGS AND SPECIFICATION.
4. FOR DESIGN LOADING OF HANDRAIL REFER TO L30:100

Project

THE FRANCIS CRICK INSTITUTE

COMMERCIAL IN CONFIDENCE

Prepared For
UKCMRI Construction Ltd.

Project No: 08.33082.00

Key Plan

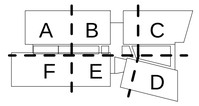

N

Do not scale dimensions from drawings
Site verify all dimensions prior to construction
Report all discrepancies to Architect immediately
This drawing is to be read in conjunction with all relevant documents and drawings

Rev.	Description	Date	By
00	PRE-TENDER ISSUE	26.08.11	GH
01	ISSUE FOR TENDER	27.09.11	GH
02	UPDATED AS INDICATED	29.11.11	GH
03	LEG SPACINGS REVISED, DETAIL REFS & NOTES ADDED,SPEC REFS, LAYOUT BETWEEN GL'S K&J REVISED, STRUCTURAL CANTILEVER SHOWN	30.03.12	GH
04	WASHLIGHT SECTION AT TOP LANDING ADDED,.LED LIGHTING ADDED TO HANDRAIL, STONE NOTE REVISED	11.06.12	GH

Drawn by: GH
Reviewed by: AD
Drawn Date: 26.08.11
Scale @ A1: As indicated
Project No: 08.33082.00

Sheet Title:

Staff Entrance Sections and Details

Sheet Number: L-LG1-4003
Revision: 04