

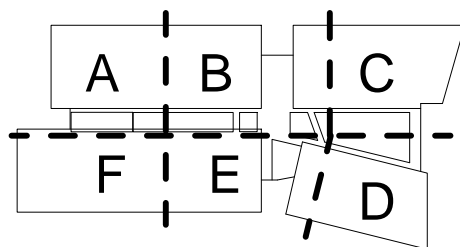
Project



COMMERCIAL IN CONFIDENCE
Prepared For
UKCMRI Construction Ltd.

Project No: 08.33082.00

Key Plan



Do not scale dimensions from drawings.
Site verify all dimensions prior to construction.
Report all discrepancies to Architect immediately.
This drawing is to be read in conjunction with all relevant documents and drawings.

Rev.	Description	Date	By
00	ISSUE TO LBC	31.07.12	GH

Drawn by: GH
Drawn Date: 27.07.12
Scale @ A1: 1 : 25

Reviewed by: LM
Scale @ A1: 1 : 25

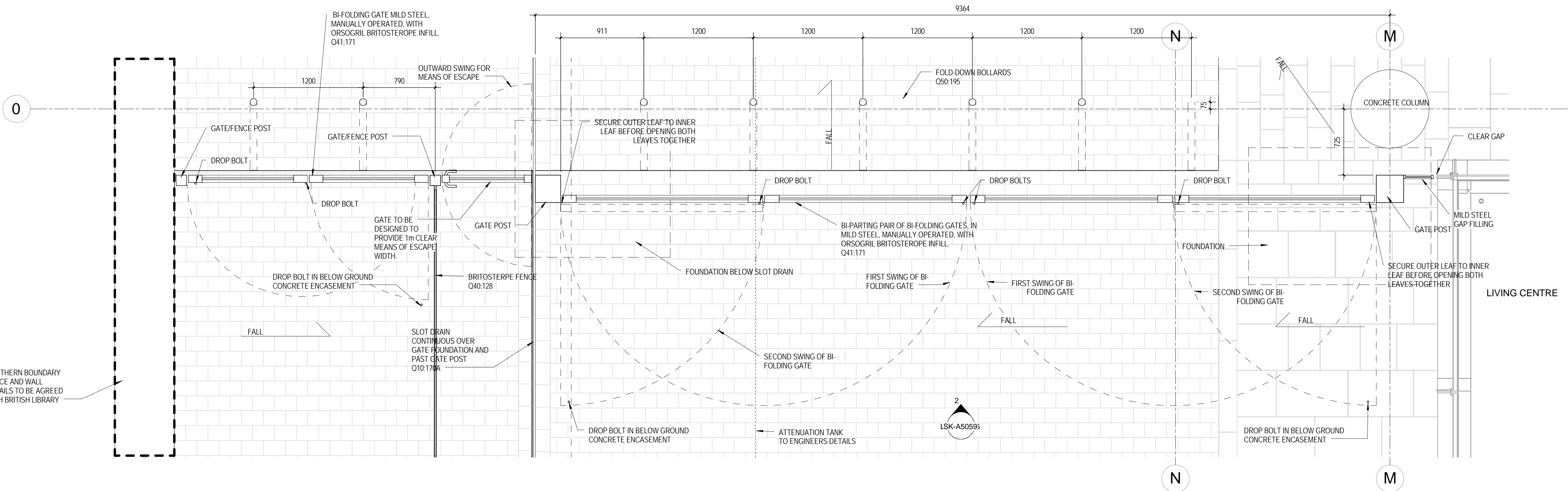
Project No: 08.33082.00

Sheet Title:

PERMEABILITY
ROUTE GATES PLAN
AND ELEVATIONS

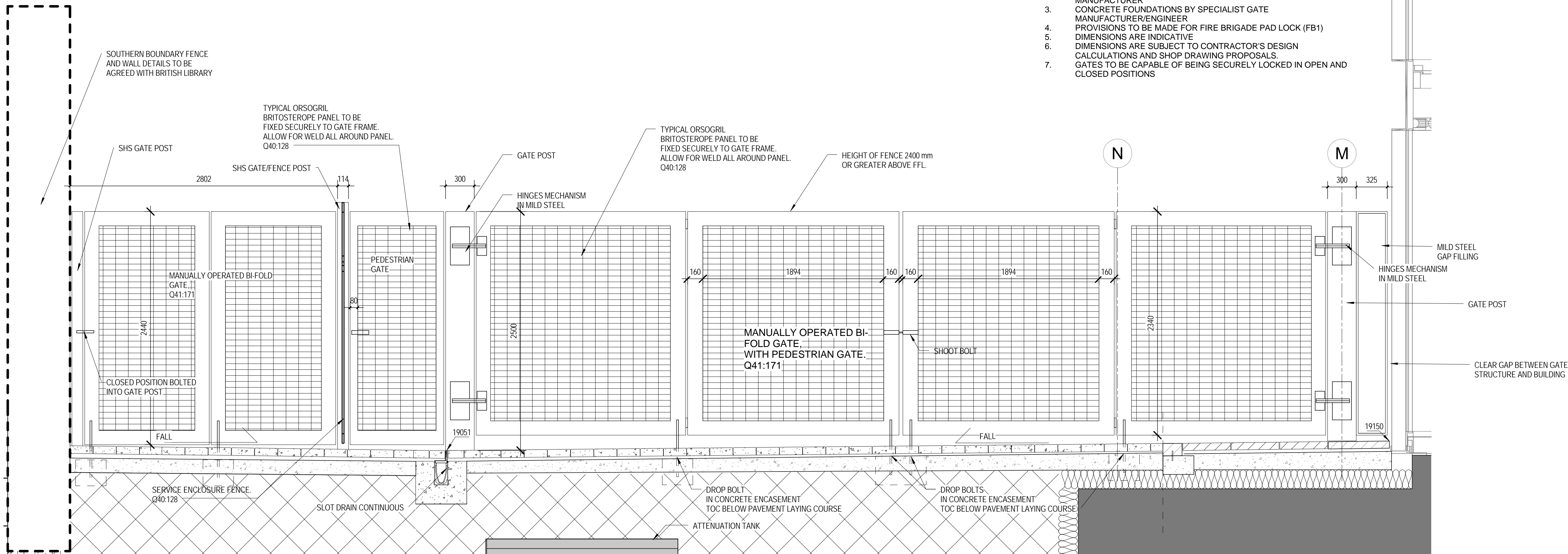
Sheet Number: SK-A5059

Revision: 00



1 PERMEABILITY ROUTE - GATE 1 PLAN
1 : 25

- NOTES:
- ALL ELEMENTS (EXCLUDING FOUNDATIONS) TO BE GALVANISED MILD STEEL WITH POWDER COATED PAINT FINISH, COLOUR RAL 9007
 - ALL DETAILS TO BE DEVELOPED FURTHER BY SPECIALIST GATE MANUFACTURER
 - CONCRETE FOUNDATIONS BY SPECIALIST GATE MANUFACTURER/ENGINEER
 - PROVISIONS TO BE MADE FOR FIRE BRIGADE PAD LOCK (FB1)
 - DIMENSIONS ARE INDICATIVE
 - DIMENSIONS ARE SUBJECT TO CONTRACTOR'S DESIGN CALCULATIONS AND SHOP DRAWING PROPOSALS.
 - GATES TO BE CAPABLE OF BEING SECURELY LOCKED IN OPEN AND CLOSED POSITIONS



2 PERMEABILITY ROUTE - GATE 1 ELEVATION
1 : 25