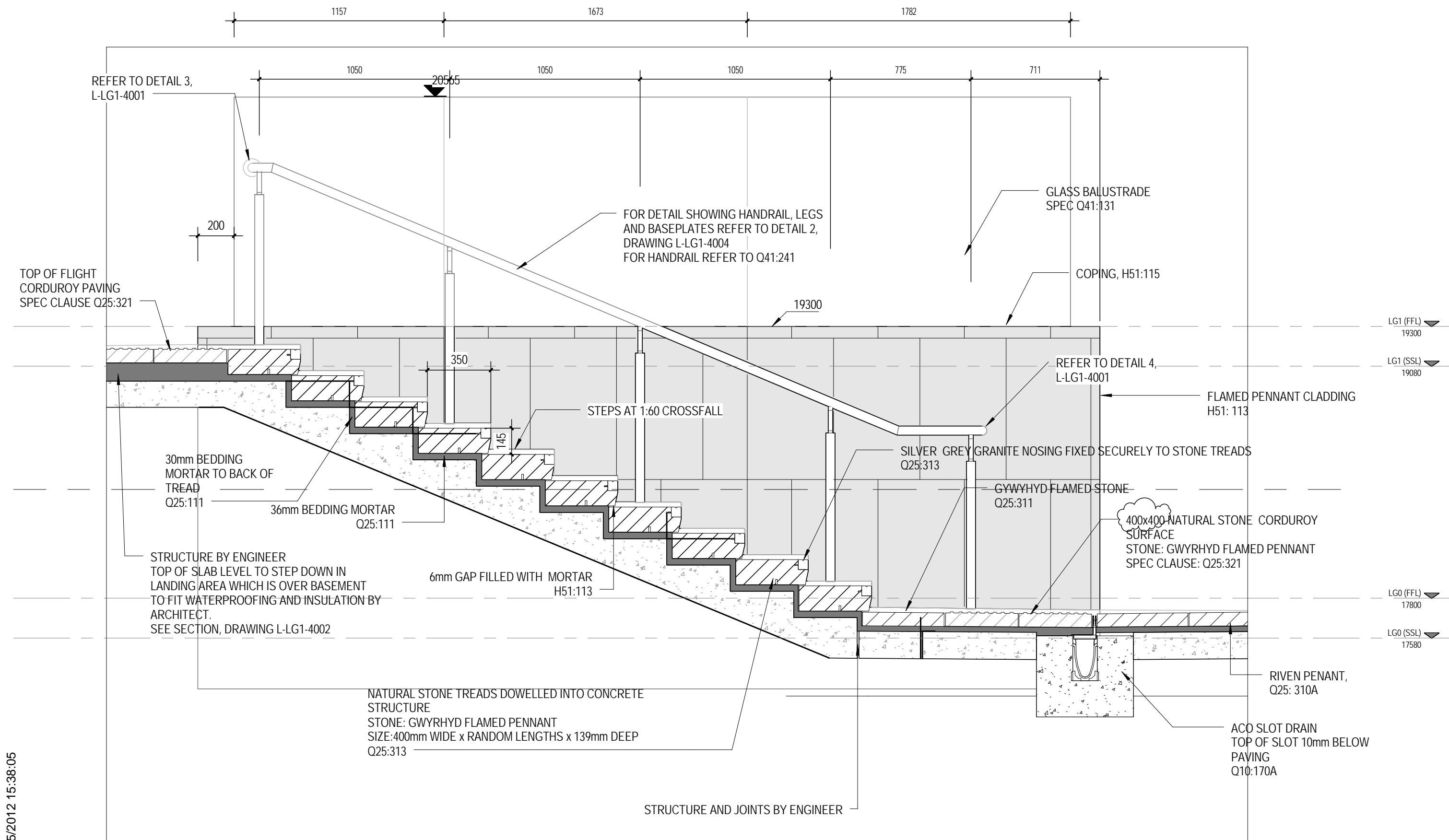


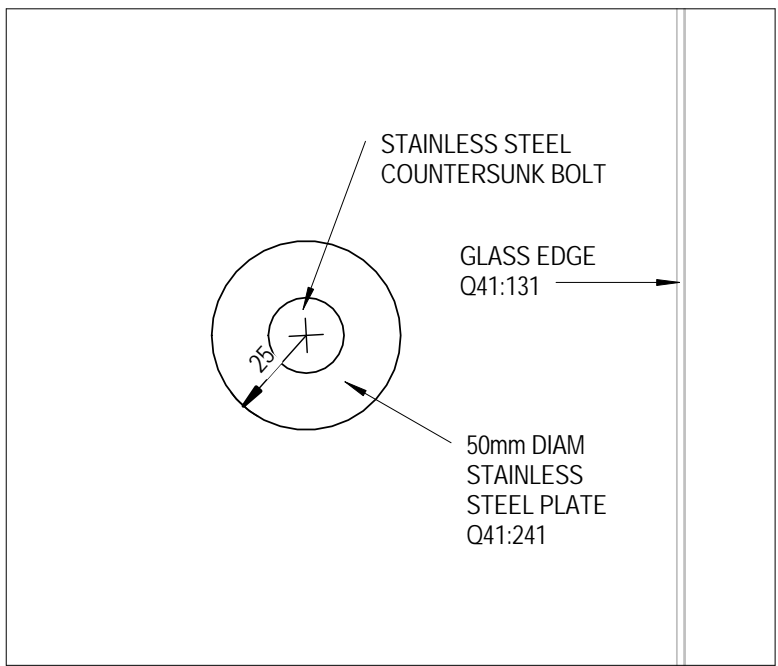
1 MAIN STAFF ENTRANCE STAIR BOTTOM FLIGHT
1 : 10



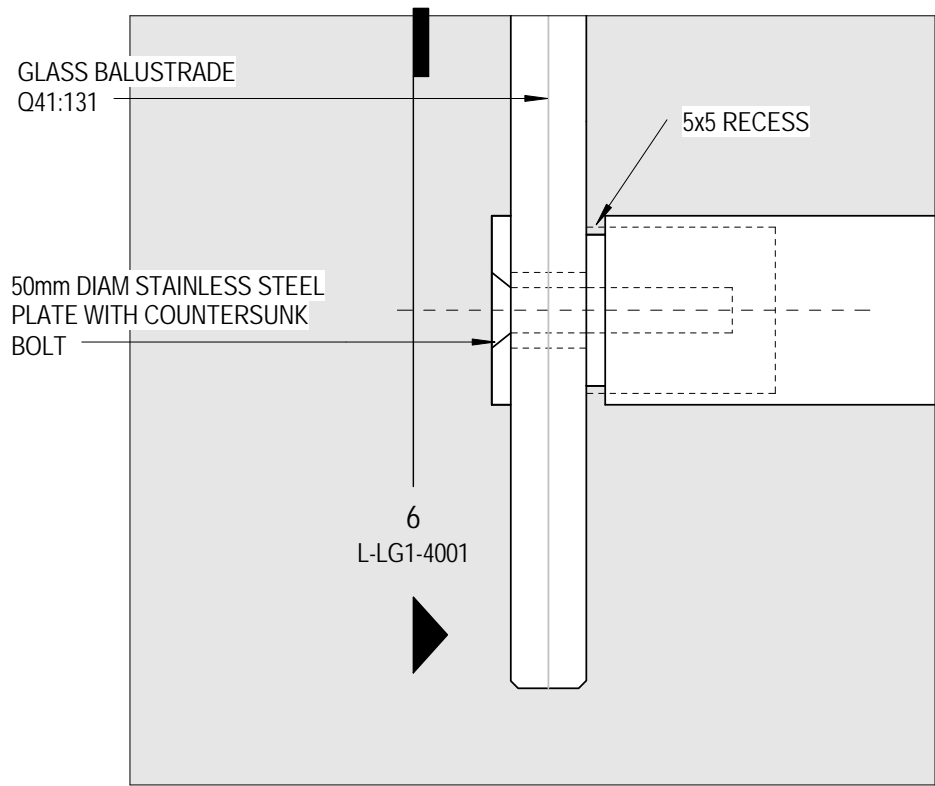
2 MAIN STAFF ENTRANCE- NORTHERN FLIGHT
1 : 20

GENERAL NOTES:

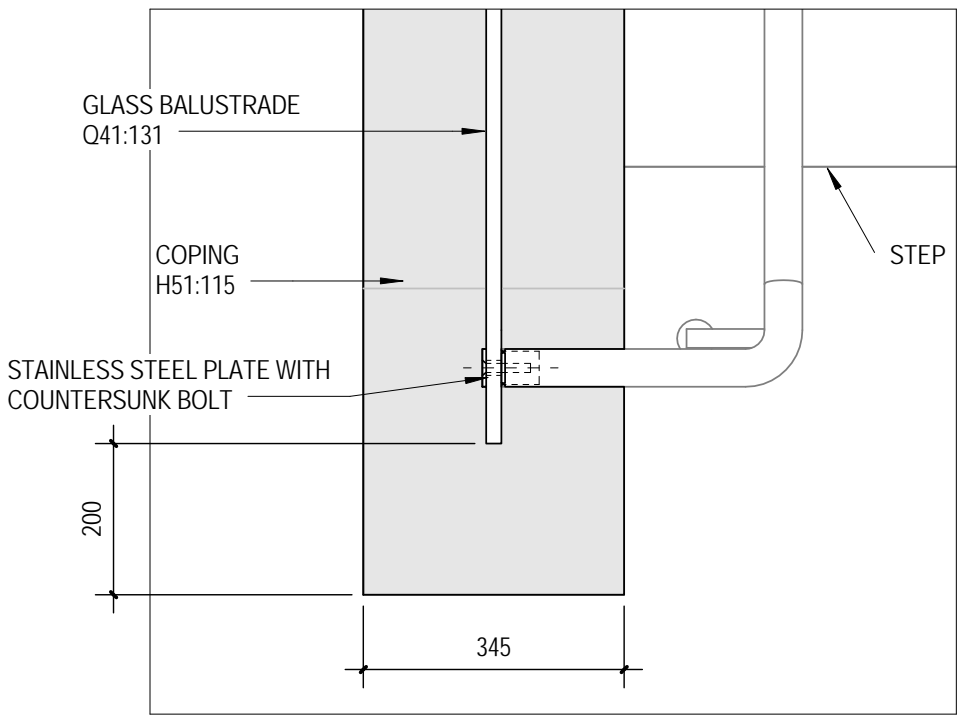
1. THIS DRAWING IS TO BE READ IN CONJUNCTION WITH THE FLOOR PLANS, LANDSCAPE LAYOUT AND SECTIONS, AND THE RELEVANT STRUCTURAL INFORMATION.
2. FOR TYPICAL GENERAL HANDRAIL NOTES REFER TO A-DTL-9650
3. FOR INTEGRAL LIGHTING, REFER TO THE RELEVANT MEP DRAWINGS AND SPECIFICATION.
4. FOR DESIGN LOADING OF HANDRAIL REFER TO L30:100



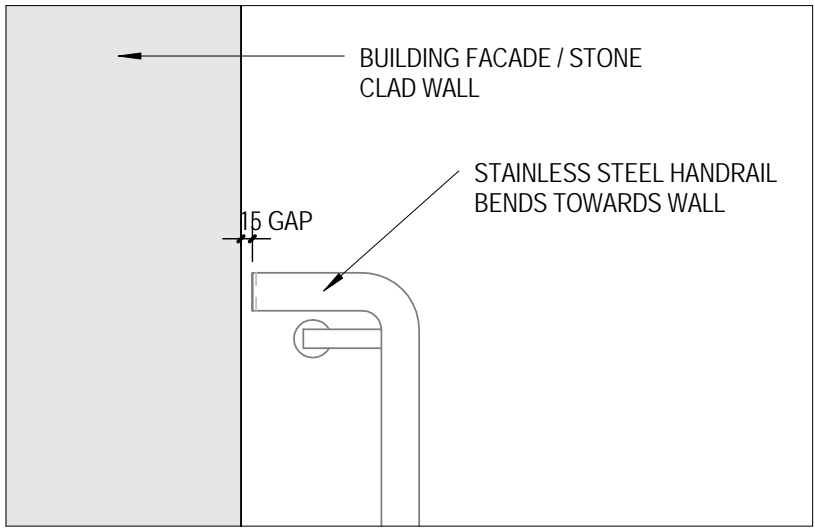
6 DETAIL ELEVATION HANDRAIL TO GLASS BALUSTRADE
1 : 2



5 DETAIL HANDRAIL TO GLASS BALUSTRADE
1 : 2



3 HANDRAIL TO GLASS BALUSTRADE
1 : 10



4 TYPICAL HANDRAIL TO FACADE/WALL
1 : 10

Project

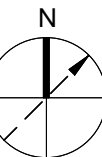
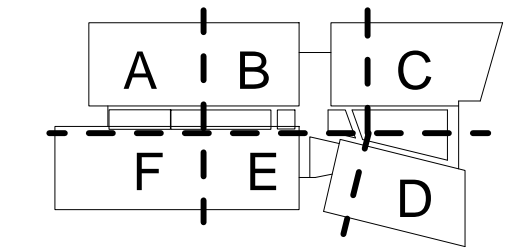


COMMERCIAL IN CONFIDENCE

Prepared For
UKCMRI Construction Ltd.

Project No: 08.33082.00

Key Plan



Do not scale dimensions from drawings
Site verify all dimensions prior to construction
Report all discrepancies to Architect immediately
This drawing is to be read in conjunction with all relevant documents and drawings

Rev.	Description	Date	By
00	PRE-TENDER ISSUE	26.08.11	GH
01	ISSUE FOR TENDER	27.09.11	GH
02	UPDATED AS INDICATED	29.11.11	GH
03	NOTES AND DIMS ADDED: HANDRAIL DETAILS ADDED, LAYOUT & BALUSTRADE & COPING LEVELS MODIFIED TO SUIT REVISED WALL OFF GL J	30.03.12	GH
04	NOTE AMENDED, CORDUROY SIZE REVISED.	11.06.12	GH

Drawn by: GH
Drawn Date: 26.08.11
Project No: 08.33082.00

Reviewed by: AD
Scale @ A1: As indicated

Sheet Title:

Staff Entrance Sections and Details

Sheet Number: Revision:

L-LG1-4001 04