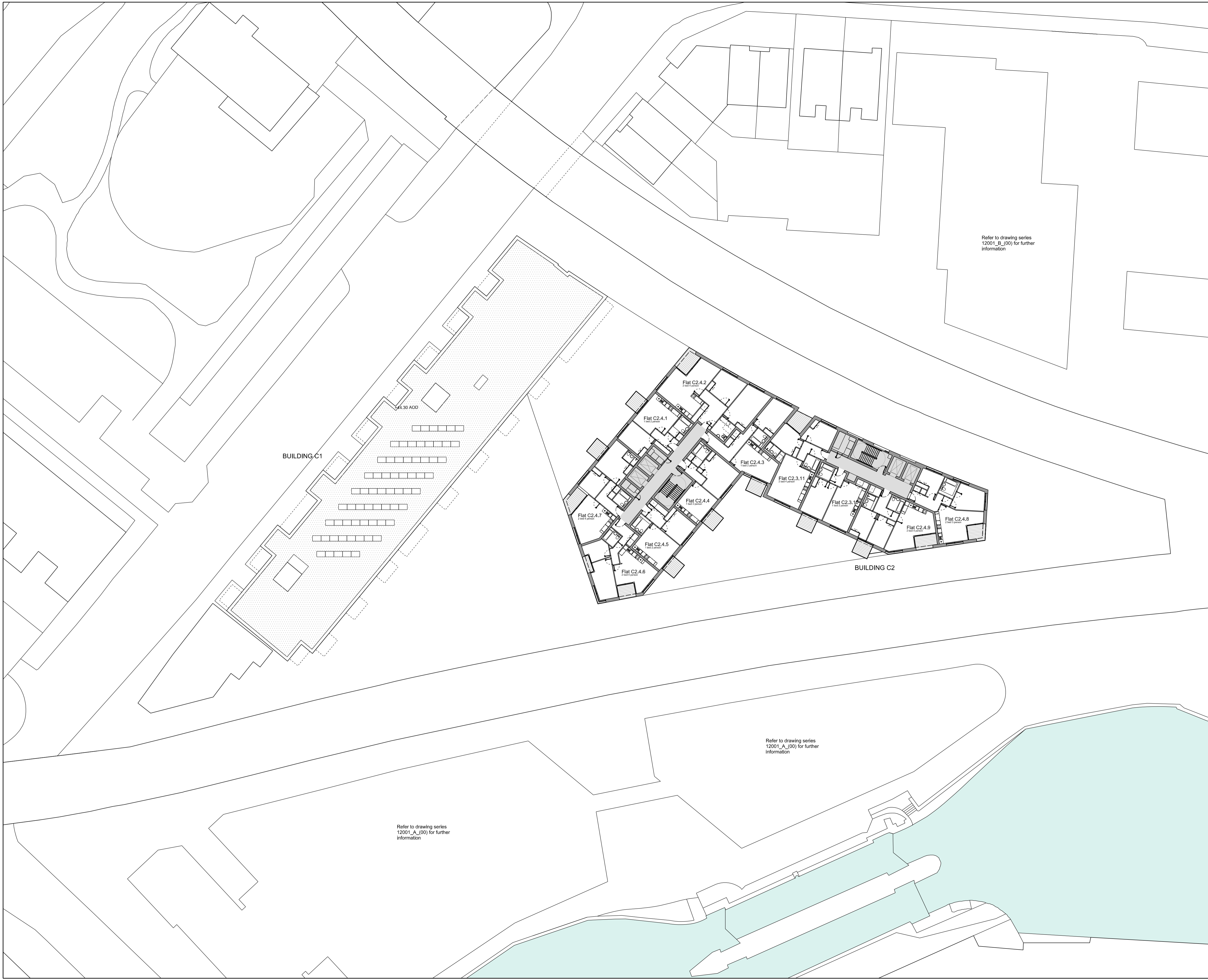


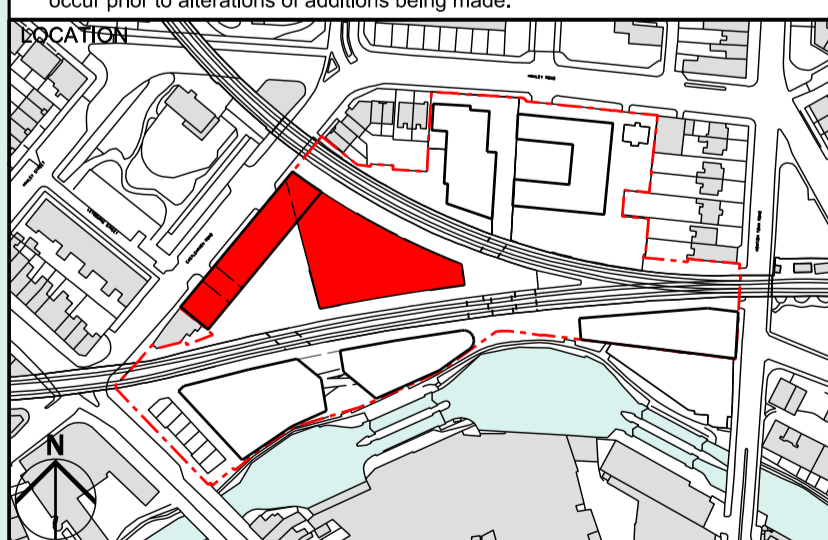
NOTE: INTERNAL LAYOUTS ARE INDICATIVE ONLY



REV	DATE
-	31/08/12 PLANNING ISSUE

**NOTE**

1. Do not scale from this drawing, other than for Planning purposes.
2. All dimensions to be checked on site by the contractor and such dimensions to be his responsibility.
3. Report all drawing errors, omissions and discrepancies to the architect.
4. This document may be issued in an uncontrolled CAD format to enable others to use it as background information to make alterations and/or additions. In that instance the file will be accompanied by a PDF version. It is for those making such alterations and additions to ensure that they make use of current background information. AHMM Ltd accepts no liability for any such alterations or additions to the background information or arising out of changes to background information which occur prior to alterations of additions being made.



**ALLFORD HALL MONAGHAN MORRIS**  
 ARCHITECTS Ltd  
 2ND FLOOR, BLOCK C, 5-23 OLD STREET LONDON EC1V 9HL  
 TEL 020 7251 5261 FAX 020 7251 5123 WEB WWW.AHMM.CO.UK

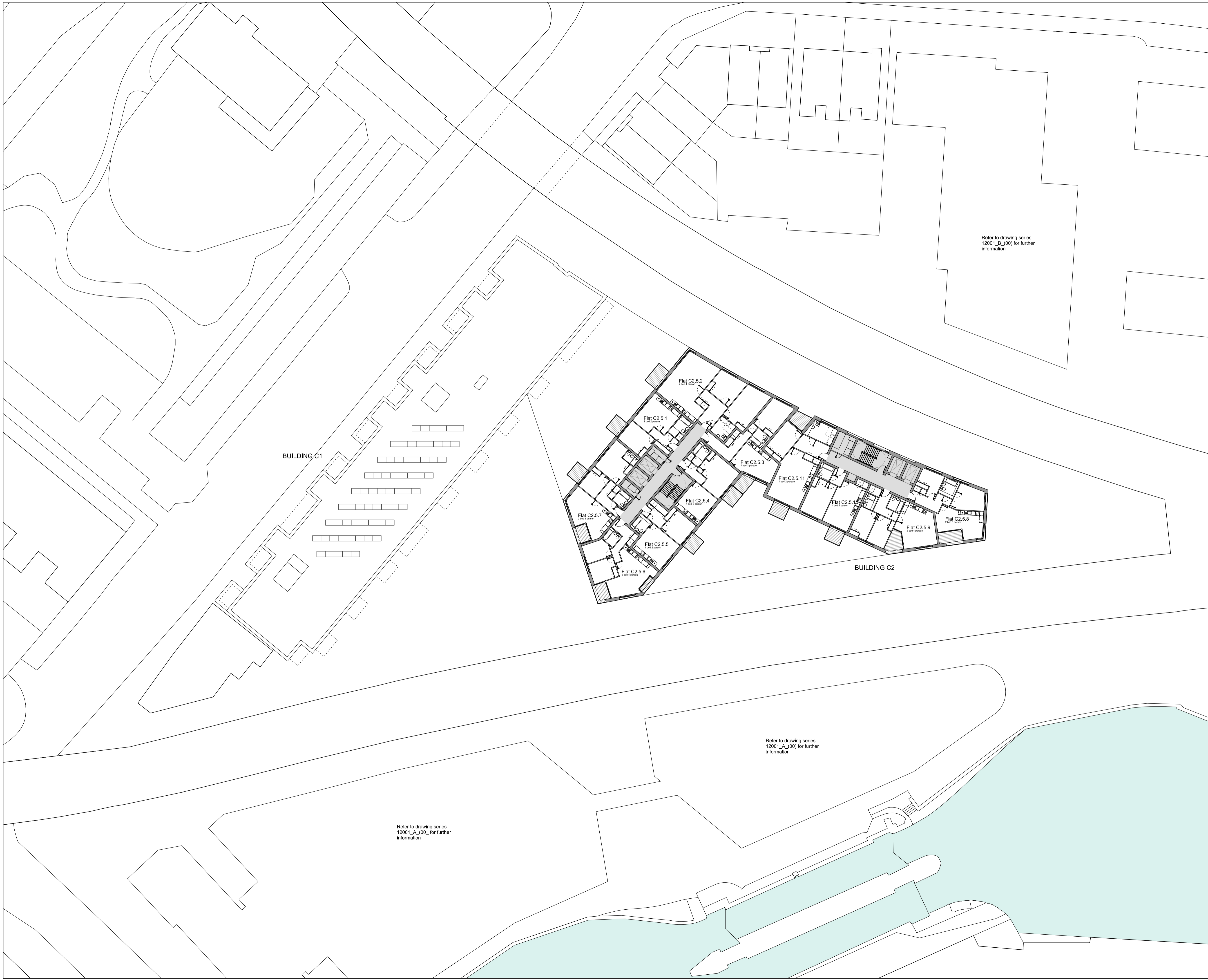
job title  
 CAMDEN LOCK VILLAGE

drawing title / location  
 PROPOSED BUILDING C1 ROOF PLAN  
 PROPOSED BUILDING C2 FOURTH FLOOR PLAN

drawn by	checked	scale	status
DF	WL	1:250@A1; 1:500@A3	PLANNING

project	zone	classification	drawing no.	revision
12001	C	[00]	106	-

NOTE: INTERNAL LAYOUTS ARE INDICATIVE ONLY



Refer to drawing series 12001\_B\_(00) for further information

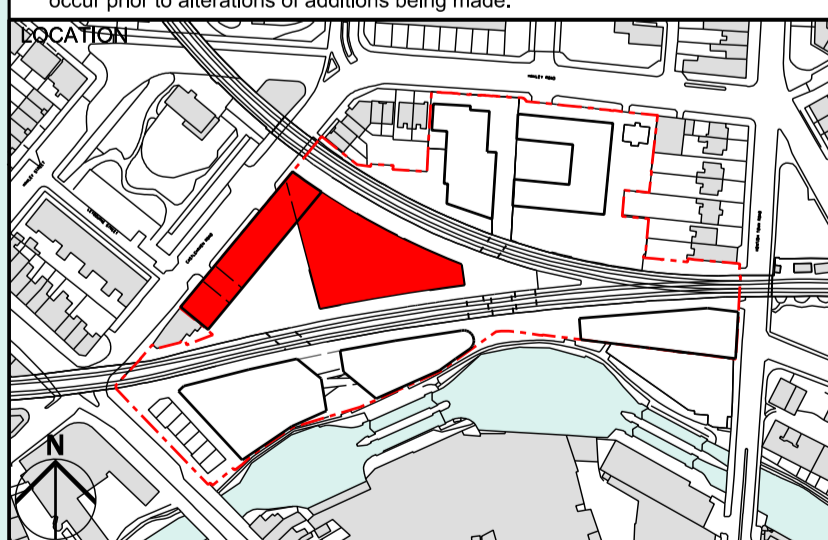
Refer to drawing series 12001\_A\_(00) for further information

Refer to drawing series 12001\_A\_(00) for further information

REV	DATE
-	31/08/12 PLANNING ISSUE

**NOTE**

- Do not scale from this drawing, other than for Planning purposes.
- All dimensions to be checked on site by the contractor and such dimensions to be his responsibility.
- Report all drawing errors, omissions and discrepancies to the architect.
- This document may be issued in an uncontrolled CAD format to enable others to use it as background information to make alterations and/or additions. In that instance the file will be accompanied by a PDF version. It is for those making such alterations and additions to ensure that they make use of current background information. AHMM Ltd accepts no liability for any such alterations or additions to the background information or arising out of changes to background information which occur prior to alterations or additions being made.



**ALLFORD HALL MONAGHAN MORRIS**  
 ARCHITECTS Ltd  
 2ND FLOOR, BLOCK C, 5-23 OLD STREET LONDON EC1V 9HL  
 TEL 020 7251 5261 FAX 020 7251 5123 WEB WWW.AHMM.CO.UK

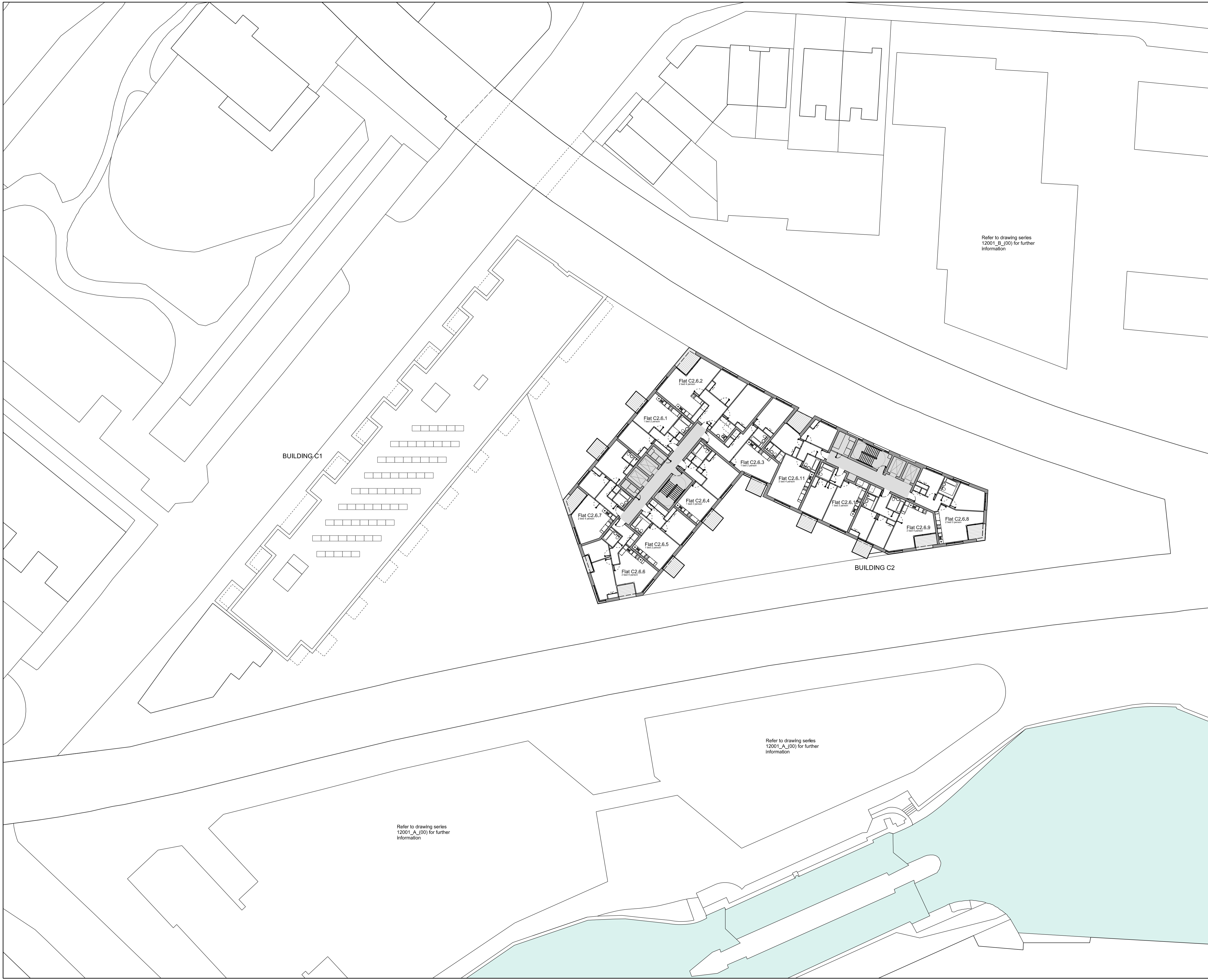
job title  
**CAMDEN LOCK VILLAGE**

drawing title / location  
**BUILDING C  
 PROPOSED BUILDING C2 FIFTH FLOOR PLAN**

drawn by	checked	scale	status
DF	WL	1:250@A1; 1:500@A3	PLANNING

project	zone	classification	drawing no.	revision
12001	C	[00]	107	-

NOTE: INTERNAL LAYOUTS ARE INDICATIVE ONLY



Refer to drawing series 12001\_B\_(00) for further information

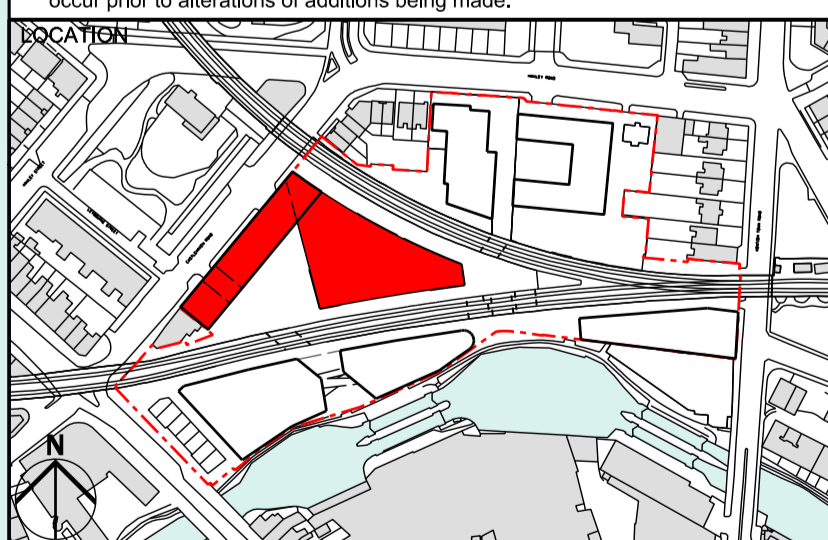
Refer to drawing series 12001\_A\_(00) for further information

Refer to drawing series 12001\_A\_(00) for further information

REV	DATE
-	31/08/12 PLANNING ISSUE

**NOTE**

- Do not scale from this drawing, other than for Planning purposes.
- All dimensions to be checked on site by the contractor and such dimensions to be his responsibility.
- Report all drawing errors, omissions and discrepancies to the architect.
- This document may be issued in an uncontrolled CAD format to enable others to use it as background information to make alterations and/or additions. In that instance the file will be accompanied by a PDF version. It is for those making such alterations and additions to ensure that they make use of current background information. AHMM Ltd accepts no liability for any such alterations or additions to the background information or arising out of changes to background information which occur prior to alterations of additions being made.



**ALLFORD HALL MONAGHAN MORRIS**  
 ARCHITECTS Ltd  
 2ND FLOOR, BLOCK C, 5-23 OLD STREET LONDON EC1V 9HL  
 TEL 020 7251 5261 FAX 020 7251 5123 WEB WWW.AHMM.CO.UK

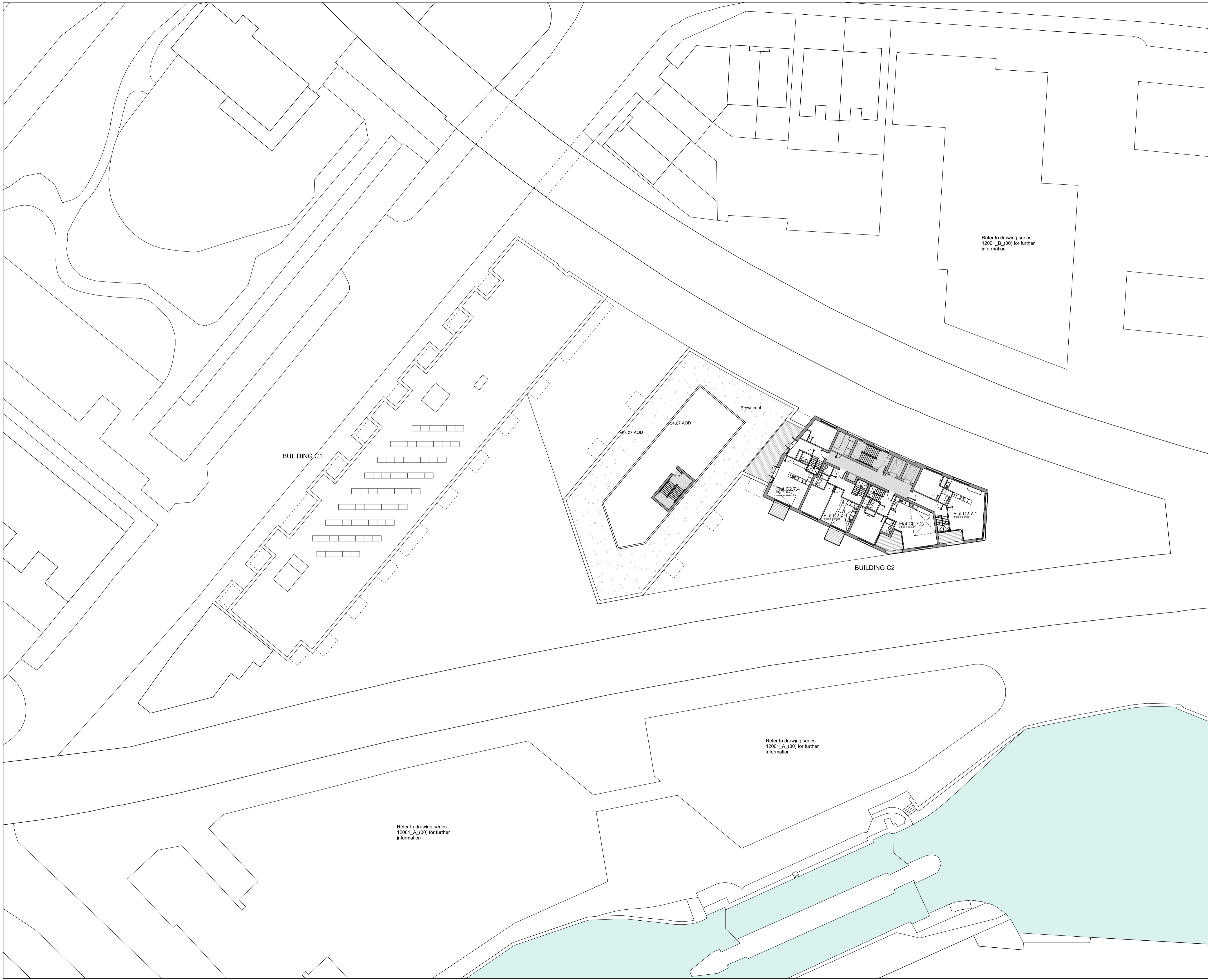
job title  
**CAMDEN LOCK VILLAGE**

drawing title / location  
**BUILDING C  
 PROPOSED BUILDING C2 SIXTH FLOOR PLAN**

drawn by	checked	scale	status
DF	WL	1:250@A1; 1:500@A3	PLANNING

project	zone	classification	drawing no.	revision
12001	C	[00]	108	-

NOTE: INTERNAL LAYOUTS ARE INDICATIVE ONLY



Refer to drawing series 12001\_B\_(00) for further information

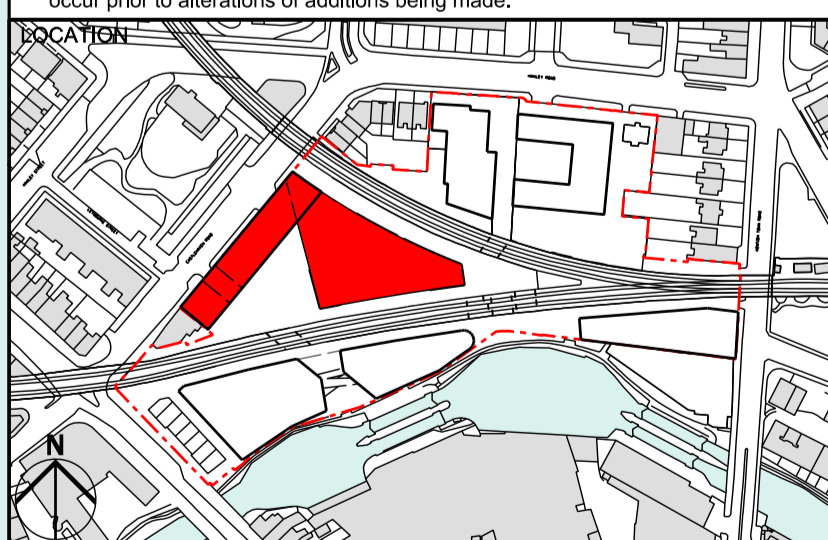
Refer to drawing series 12001\_A\_(00) for further information

Refer to drawing series 12001\_A\_(00) for further information

REV	DATE
-	31/08/12 PLANNING ISSUE

NOTE

1. Do not scale from this drawing, other than for Planning purposes.
2. All dimensions to be checked on site by the contractor and such dimensions to be his responsibility.
3. Report all drawing errors, omissions and discrepancies to the architect.
4. This document may be issued in an uncontrolled CAD format to enable others to use it as background information to make alterations and/or additions. In that instance the file will be accompanied by a PDF version. It is for those making such alterations and additions to ensure that they make use of current background information. AHMM Ltd accepts no liability for any such alterations or additions to the background information or arising out of changes to background information which occur prior to alterations of additions being made.



**ALLFORD HALL MONAGHAN MORRIS**  
 ARCHITECTS Ltd  
 2ND FLOOR, BLOCK C, 5-23 OLD STREET LONDON EC1V 9HL  
 TEL 020 7251 5261 FAX 020 7251 5123 WEB WWW.AHMM.CO.UK

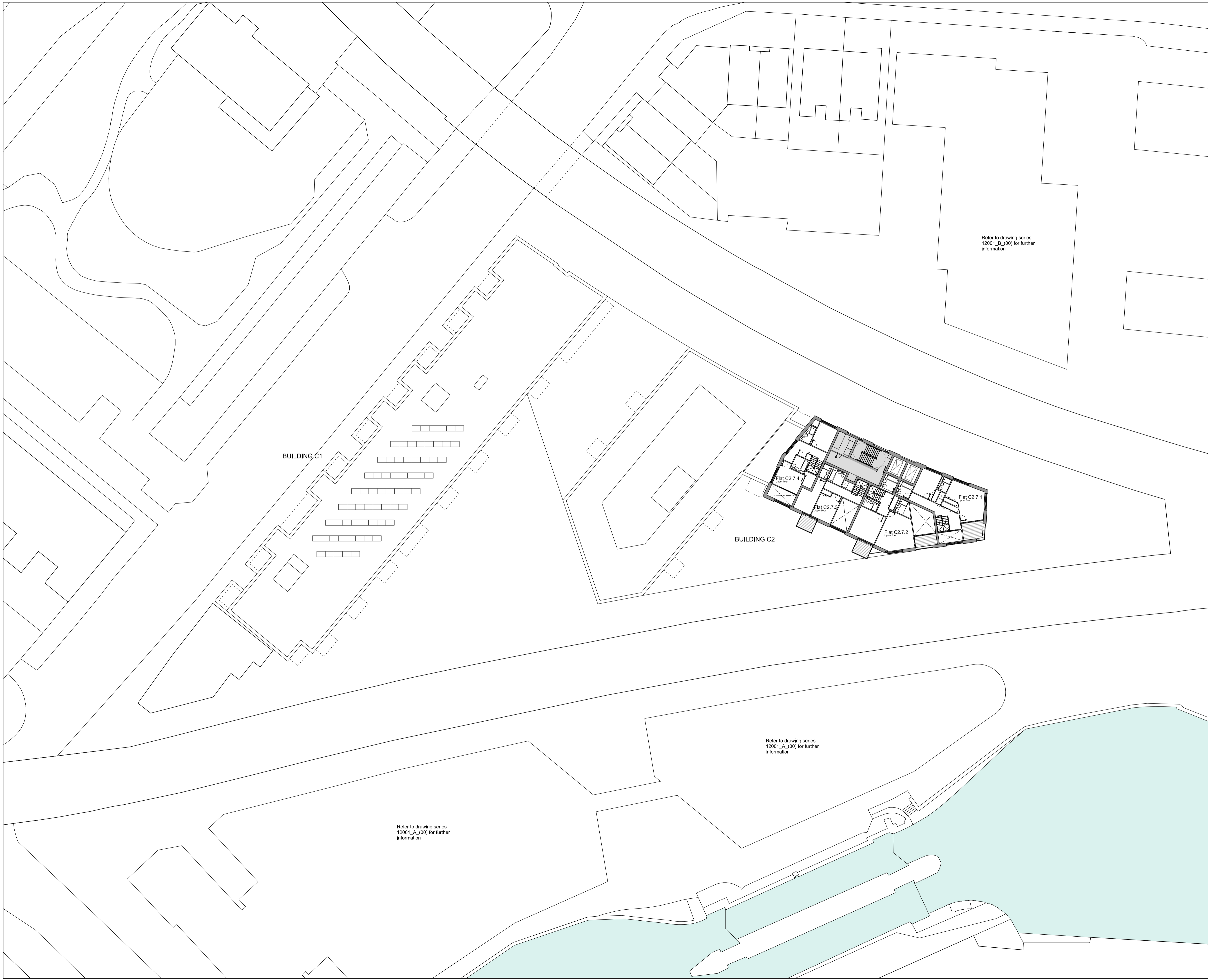
job title  
 CAMDEN LOCK VILLAGE

drawing title / location  
 BUILDING C  
 PROPOSED BUILDING C1 SEVENTH FLOOR PLAN

drawn by	checked	scale	status
DF	WL	1:250@A1; 1:500@A3	PLANNING

project	zone	classification	drawing no.	revision
12001	C	[00]	109	-

NOTE: INTERNAL LAYOUTS ARE INDICATIVE ONLY



Refer to drawing series 12001\_B\_(00) for further information

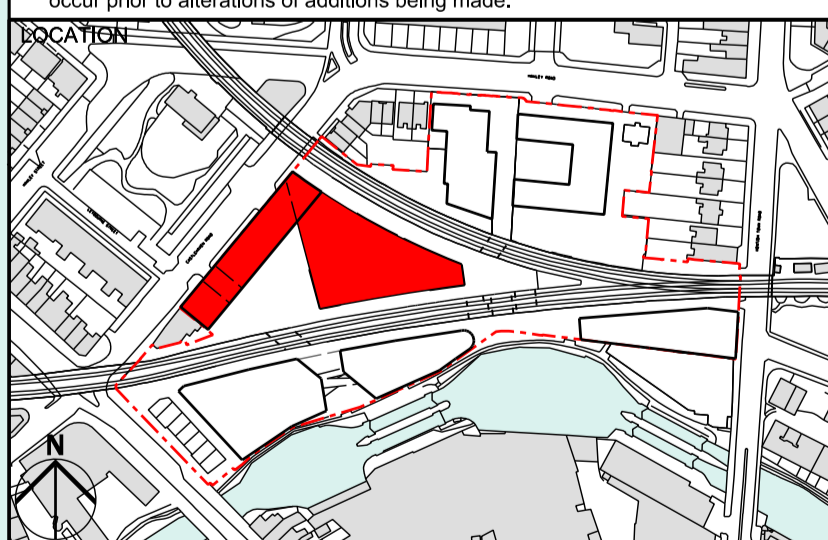
Refer to drawing series 12001\_A\_(00) for further information

Refer to drawing series 12001\_A\_(00) for further information

REV	DATE
-	31/08/12 PLANNING ISSUE

**NOTE**

- Do not scale from this drawing, other than for Planning purposes.
- All dimensions to be checked on site by the contractor and such dimensions to be his responsibility.
- Report all drawing errors, omissions and discrepancies to the architect.
- This document may be issued in an uncontrolled CAD format to enable others to use it as background information to make alterations and/or additions. In that instance the file will be accompanied by a PDF version. It is for those making such alterations and additions to ensure that they make use of current background information. AHMM Ltd accepts no liability for any such alterations or additions to the background information or arising out of changes to background information which occur prior to alterations of additions being made.



**ALLFORD HALL MONAGHAN MORRIS**  
 ARCHITECTS Ltd  
 2ND FLOOR, BLOCK C, 5-23 OLD STREET LONDON EC1V 9HL  
 TEL 020 7251 5261 FAX 020 7251 5123 WEB WWW.AHMM.CO.UK

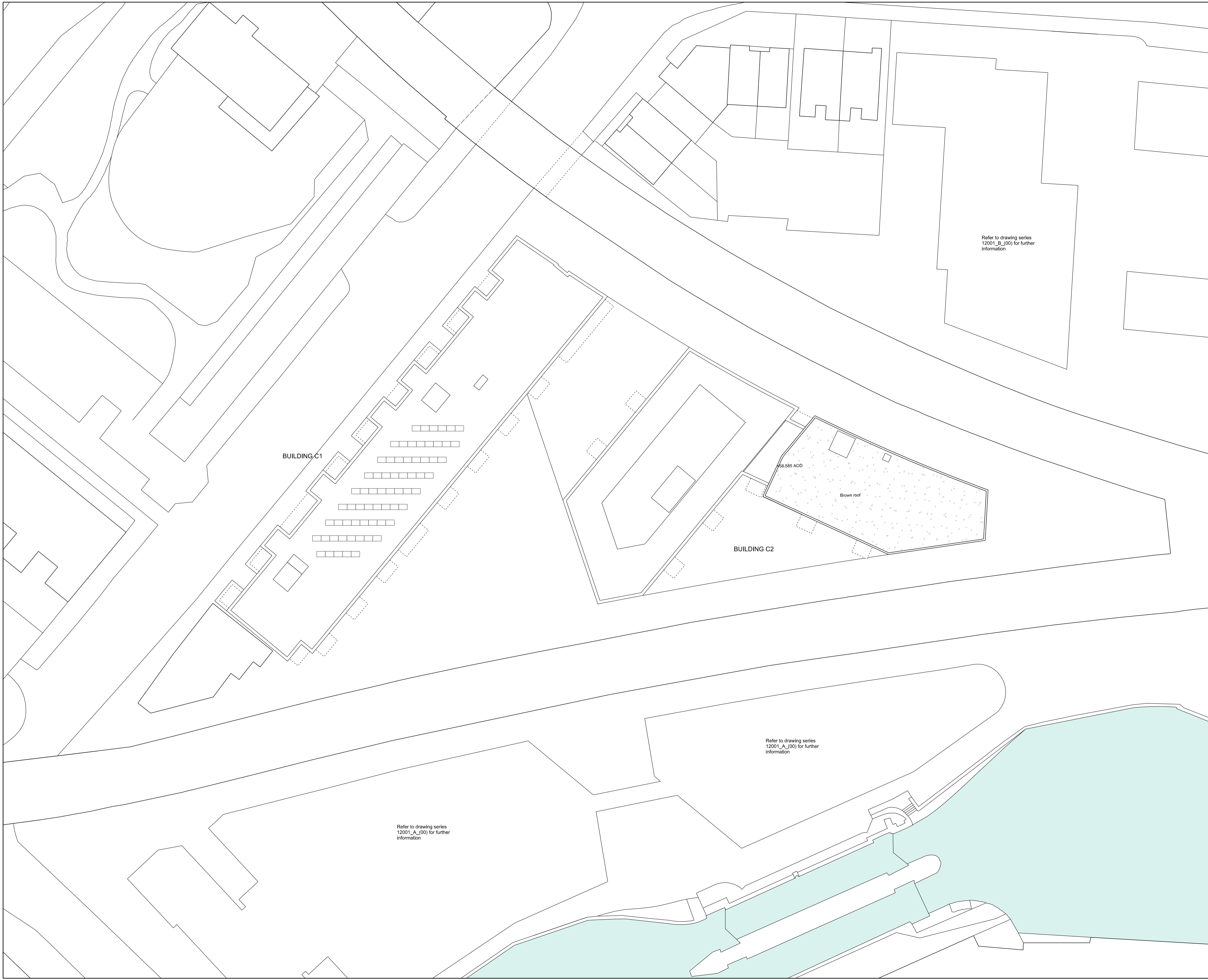
job title  
**CAMDEN LOCK VILLAGE**

drawing title / location  
**BUILDING C  
 PROPOSED BUILDING C2 EIGHTH FLOOR PLAN**

drawn by	checked	scale	status
DF	WL	1:250@A1; 1:500@A3	PLANNING

project	zone	classification	drawing no.	revision
12001	C	[00]	110	-

NOTE: INTERNAL LAYOUTS ARE INDICATIVE ONLY



Refer to drawing series 12001\_B\_(00) for further information

BUILDING C1

BUILDING C2

Brown roof

188.585 AOD

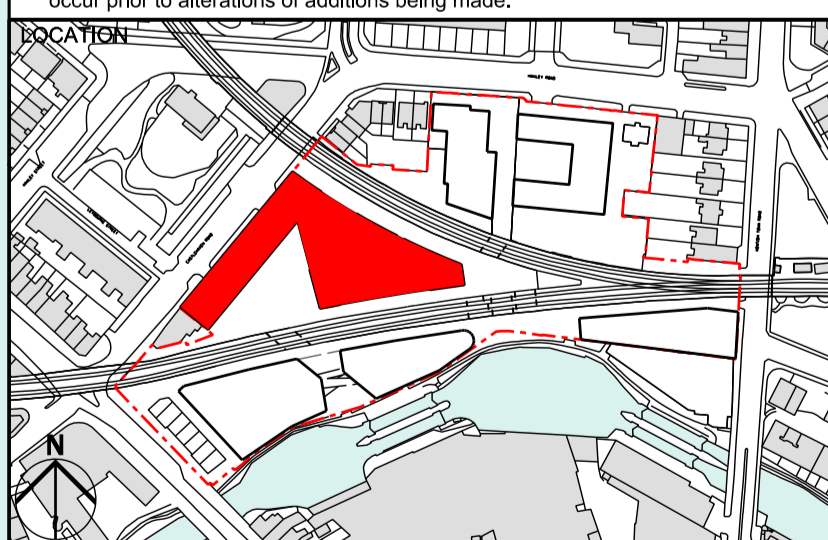
Refer to drawing series 12001\_A\_(00) for further information

Refer to drawing series 12001\_A\_(00) for further information

REV	DATE
-	31/08/12 PLANNING ISSUE

NOTE

1. Do not scale from this drawing, other than for Planning purposes.
2. All dimensions to be checked on site by the contractor and such dimensions to be his responsibility.
3. Report all drawing errors, omissions and discrepancies to the architect.
4. This document may be issued in an uncontrolled CAD format to enable others to use it as background information to make alterations and/or additions. In that instance the file will be accompanied by a PDF version. It is for those making such alterations and additions to ensure that they make use of current background information. AHMM Ltd accepts no liability for any such alterations or additions to the background information or arising out of changes to background information which occur prior to alterations of additions being made.

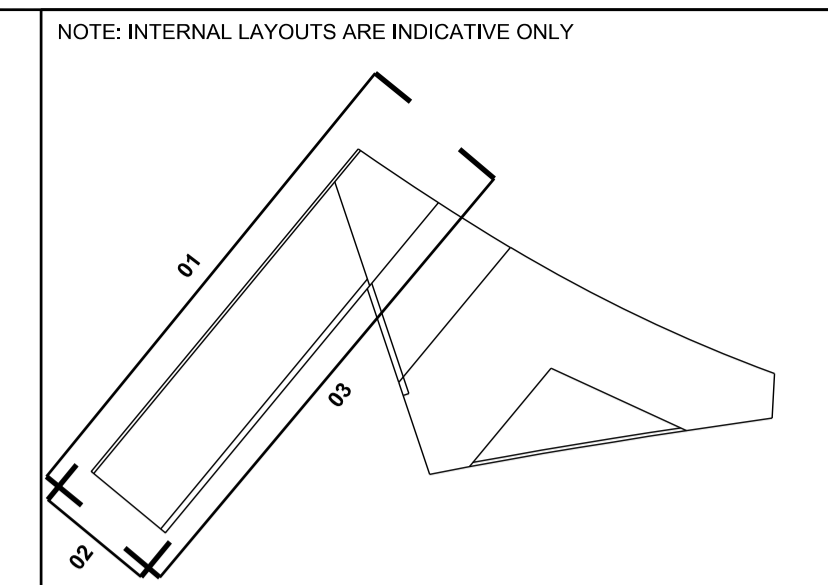


**ALLFORD HALL MONAGHAN MORRIS**  
 ARCHITECTS Ltd  
 2ND FLOOR, BLOCK C, 5-23 OLD STREET LONDON EC1V 9HL  
 TEL 020 7251 5261 FAX 020 7251 5123 WEB WWW.AHMM.CO.UK

job title  
 CAMDEN LOCK VILLAGE

drawing title / location  
 BUILDING C  
 PROPOSED ROOF PLAN

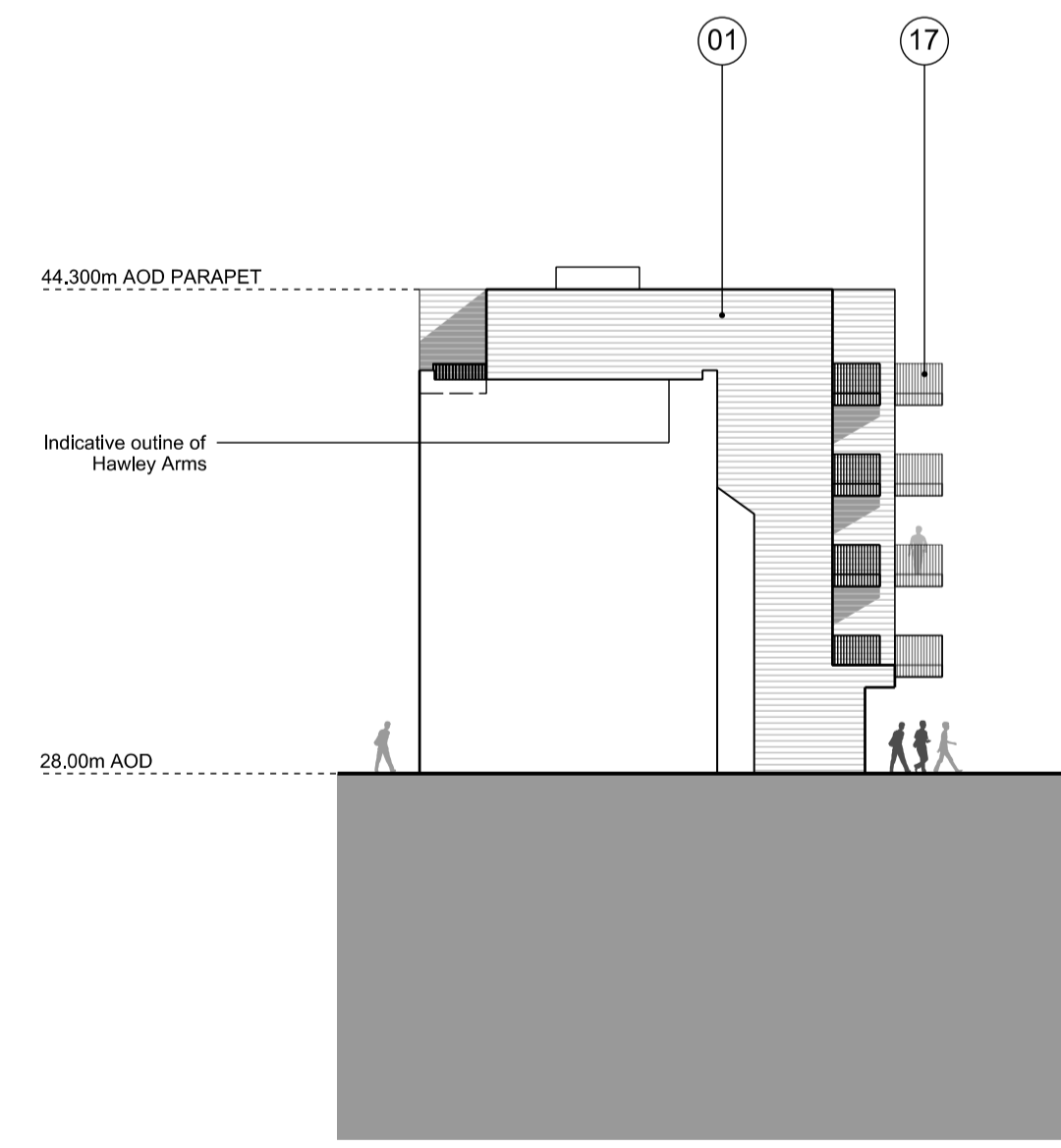
drawn by	checked	scale	status	
DF	WL	1:250@A1; 1:500@A3	PLANNING	
project	zone	classification	drawing no.	revision
12001	C	[00]	111	-



- NOTE: INTERNAL LAYOUTS ARE INDICATIVE ONLY
- KEY PLAN
- KEY
- 01 BRICK
  - 02 METAL FRAMED GLAZING
  - 03 TIMBER SCREEN
  - 04 METAL SHUTTERS
  - 05 METAL PANEL(S)
  - 06 METAL BRIDGE
  - 07 TIMBER BENCH
  - 08 METAL ROOF
  - 09 METAL BALUSTRADE / HANDRAIL
  - 10 TIMBER DECK
  - 11 METAL FRAMED GLAZED DOOR
  - 12 METAL FRAMED GLAZED SHOPFRONT
  - 13 VERTICAL TERRACOTTA BAGUETTES
  - 14 GREEN ROOF
  - 15 GLASS BALUSTRADE
  - 16 LOUVRE PANEL
  - 17 METAL RAILING BALUSTRADE
  - 18 METAL LOUVRE PLANT SCREEN



01 BUILDING C1\_NORTH ELEVATION



02 BUILDING C1\_EAST ELEVATION

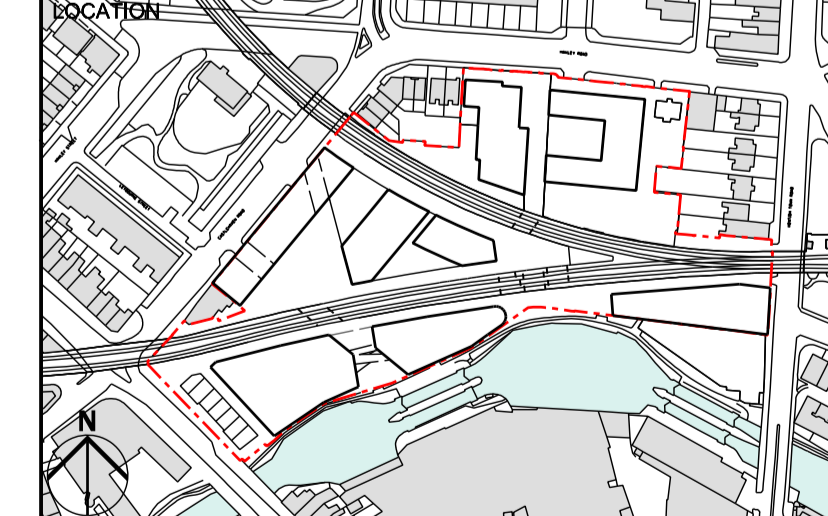


03 BUILDING C1\_SOUTH ELEVATION

REV	DATE
-	31/08/12 PLANNING ISSUE

NOTE

- Do not scale from this drawing, other than for Planning purposes.
- All dimensions to be checked on site by the contractor and such dimensions to be his responsibility.
- Report all drawing errors, omissions and discrepancies to the architect.
- This document may be issued in an uncontrolled CAD format to enable others to use it as background information to make alterations and/or additions. In that instance the file will be accompanied by a PDF version. It is for those making such alterations and additions to ensure that they make use of current background information. AHMM Ltd accepts no liability for any such alterations or additions to the background information or arising out of changes to background information which occur prior to alterations or additions being made.

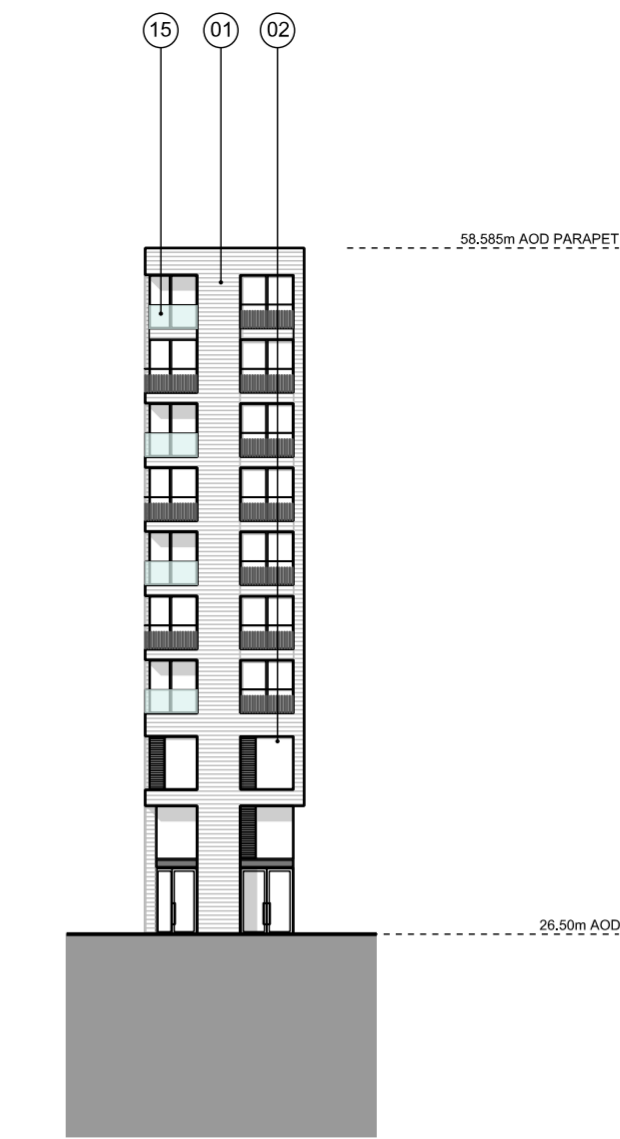


**ALLFORD HALL MONAGHAN MORRIS**  
 ARCHITECTS Ltd  
 2ND FLOOR, BLOCK C, 5-23 OLD STREET LONDON EC1V 9HL  
 TEL 020 7251 5261 FAX 020 7251 5123 WEB WWW.AHMM.CO.UK

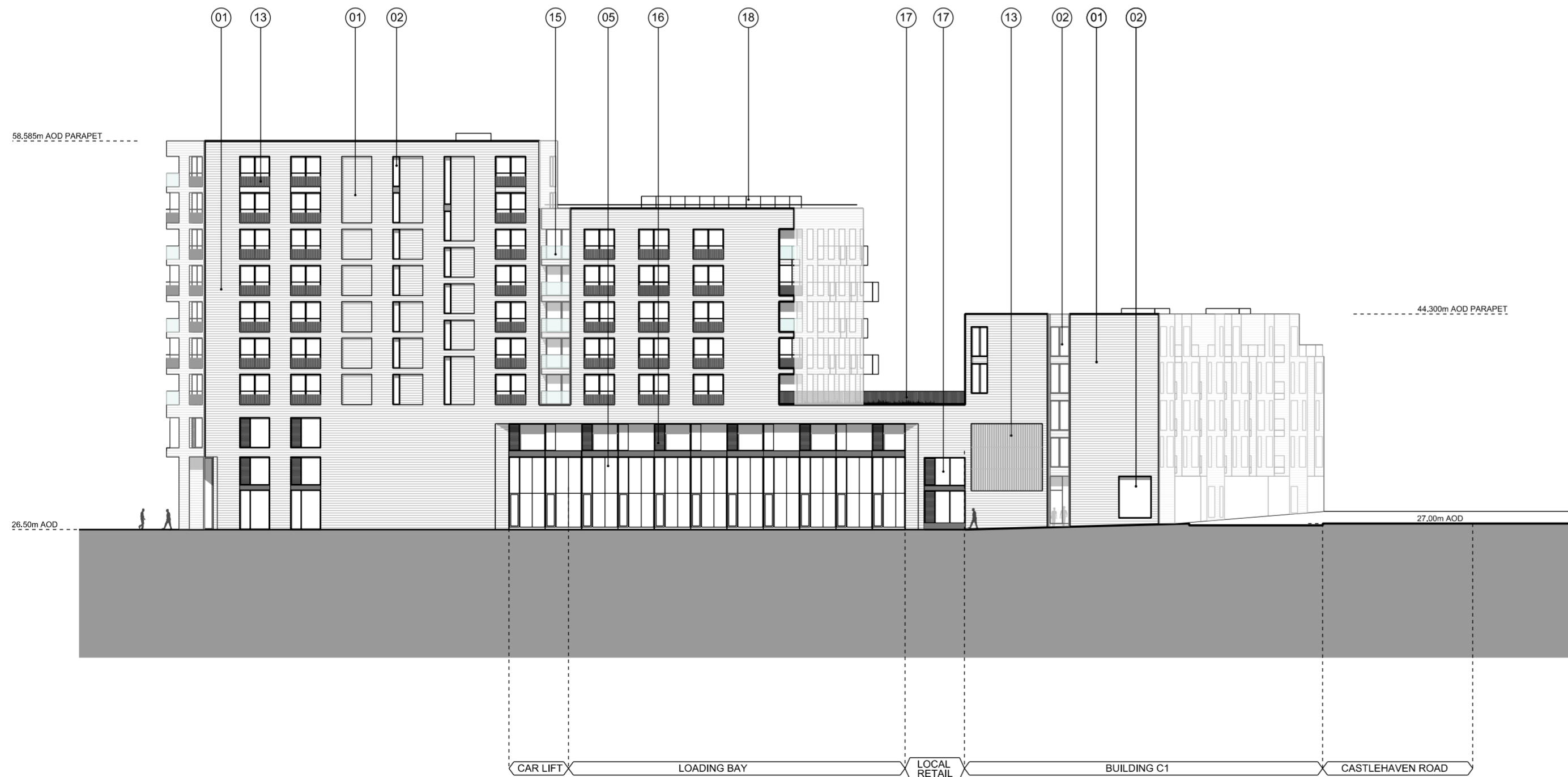
job title					
CAMDEN LOCK VILLAGE					
drawing title / location					
BUILDING C1 PROPOSED GA ELEVATIONS					
drawn by	checked	scale	status		
GH	WL	1:250@A1; 1:500@A3	PLANNING		
project	zone	classification	drawing no.	revision	
12001	C	[00]	200	-	



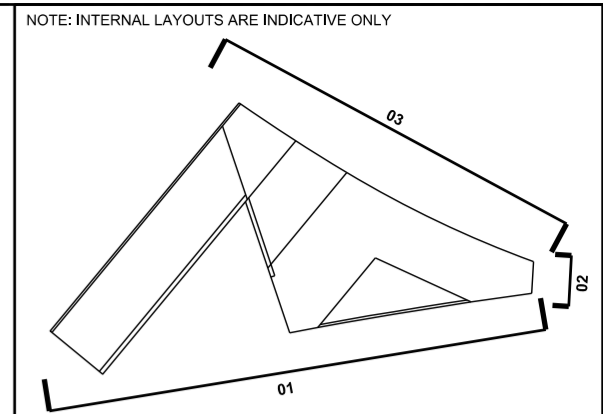
01 BUILDING C2\_ SOUTH ELEVATION



02 BUILDING C2\_ EAST END ELEVATION



03 BUILDING C2\_ NORTH ELEVATION



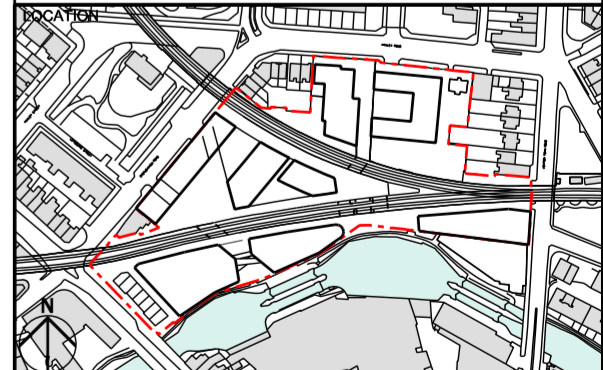
KEY PLAN

- KEY
- 01 BRICK
  - 02 METAL FRAMED GLAZING
  - 03 TIMBER SCREEN
  - 04 METAL SHUTTERS
  - 05 METAL PANEL(S)
  - 06 METAL BRIDGE
  - 07 TIMBER BENCH
  - 08 METAL ROOF
  - 09 METAL BALUSTRADE / HANDRAIL
  - 10 TIMBER DECK
  - 11 METAL FRAMED GLAZED DOOR
  - 12 METAL FRAMED GLAZED SHOPFRONT
  - 13 VERTICAL TERRACOTTA BAGUETTES
  - 14 GREEN ROOF
  - 15 GLASS BALUSTRADE
  - 16 LOUVRE PANEL
  - 17 METAL RAILING BALUSTRADE
  - 18 METAL LOUVRE PLANT SCREEN

REV	DATE
-	31/08/12 PLANNING ISSUE

NOTE

- Do not scale from this drawing, other than for Planning purposes.
- All dimensions to be checked on site by the contractor and such dimensions to be his responsibility.
- Report all drawing errors, omissions and discrepancies to the architect.
- This document may be issued in an uncontrolled CAD format to enable others to use it as background information to make alterations and/or additions. In that instance the file will be accompanied by a PDF version. It is for those making such alterations and additions to ensure that they make use of current background information. AHMM Ltd accepts no liability for any such alterations or additions to the background information or arising out of changes to background information which occur prior to alterations of additions being made.



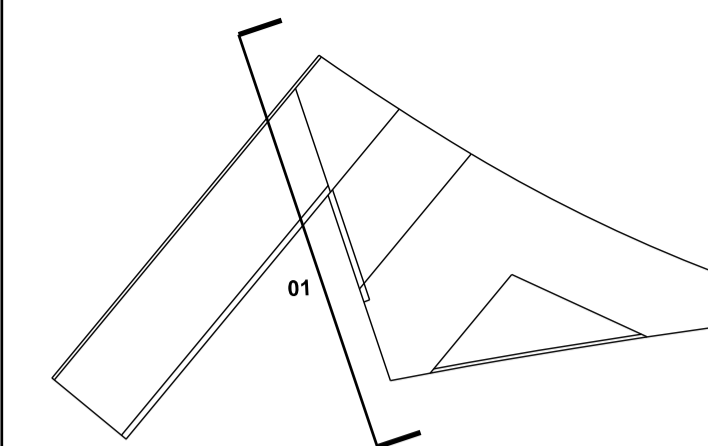
**ALLFORD HALL MONAGHAN MORRIS**  
 ARCHITECTS Ltd  
 2ND FLOOR, BLOCK C, 5-23 OLD STREET LONDON EC1V 9HL  
 TEL 020 7251 5261 FAX 020 7251 5123 WEB WWW.AHMM.CO.UK

job title  
 CAMDEN LOCK VILLAGE  
 drawing title / location  
 BUILDING C2  
 PROPOSED GA ELEVATIONS

drawn by	checked	scale	status
CS	WL	1:250@A1; 1:500@A3	PLANNING
project	zone	classification	drawing no.
12001	C	[00]	2 01
			revision
			-



NOTE: INTERNAL LAYOUTS ARE INDICATIVE ONLY



KEY PLAN

- KEY
- 01 BRICK
  - 02 METAL FRAMED GLAZING
  - 03 TIMBER SCREEN
  - 04 METAL SHUTTERS
  - 05 METAL PANEL(S)
  - 06 METAL BRIDGE
  - 07 TIMBER BENCH
  - 08 METAL ROOF
  - 09 METAL BALUSTRADE / HANDRAIL
  - 10 TIMBER DECK
  - 11 METAL FRAMED GLAZED DOOR
  - 12 METAL FRAMED GLAZED SHOPFRONT
  - 13 VERTICAL TERRACOTTA BAGUETTES
  - 14 GREEN ROOF
  - 15 GLASS BALUSTRADE
  - 16 LOUVRE PANEL
  - 17 METAL RAILING BALUSTRADE
  - 18 METAL LOUVRE PLANT SCREEN



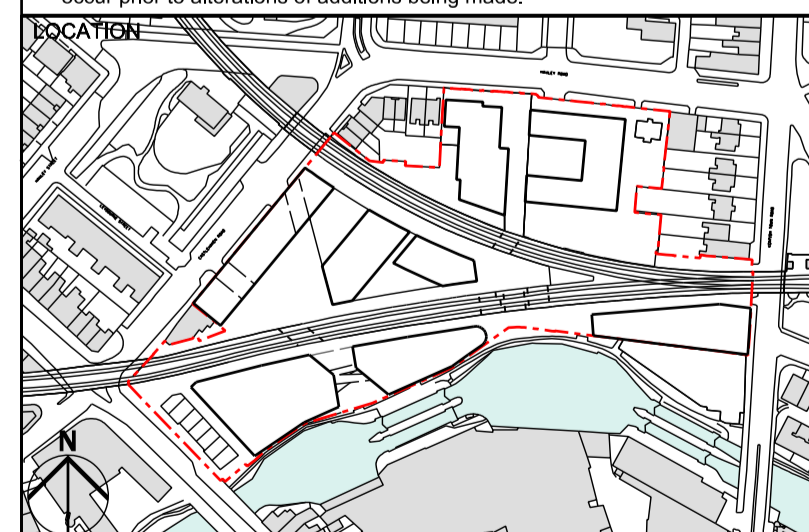
01 BUILDING C2\_ WEST ELEVATION

REV DATE

- 31/08/12 PLANNING ISSUE

NOTE

1. Do not scale from this drawing, other than for Planning purposes.
2. All dimensions to be checked on site by the contractor and such dimensions to be his responsibility.
3. Report all drawing errors, omissions and discrepancies to the architect.
4. This document may be issued in an uncontrolled CAD format to enable others to use it as background information to make alterations and/or additions. In that instance the file will be accompanied by a PDF version. It is for those making such alterations and additions to ensure that they make use of current background information. AHMM Ltd accepts no liability for any such alterations or additions to the background information or arising out of changes to background information which occur prior to alterations of additions being made.



**ALLFORD HALL MONAGHAN MORRIS**

ARCHITECTS Ltd  
2ND FLOOR, BLOCK C, 5-23 OLD STREET LONDON EC1V 9HL  
TEL 020 7251 5261 FAX 020 7251 5123 WEB WWW.AHMM.CO.UK

job title  
CAMDEN LOCK VILLAGE

drawing title / location  
BUILDING C2  
PROPOSED GA WEST ELEVATIONS

drawn by	checked	scale	status
CS	WL	1:250@A1; 1:500@A3	PLANNING

project	zone	classification	drawing no.	revision
12001	C	[00]	202	-

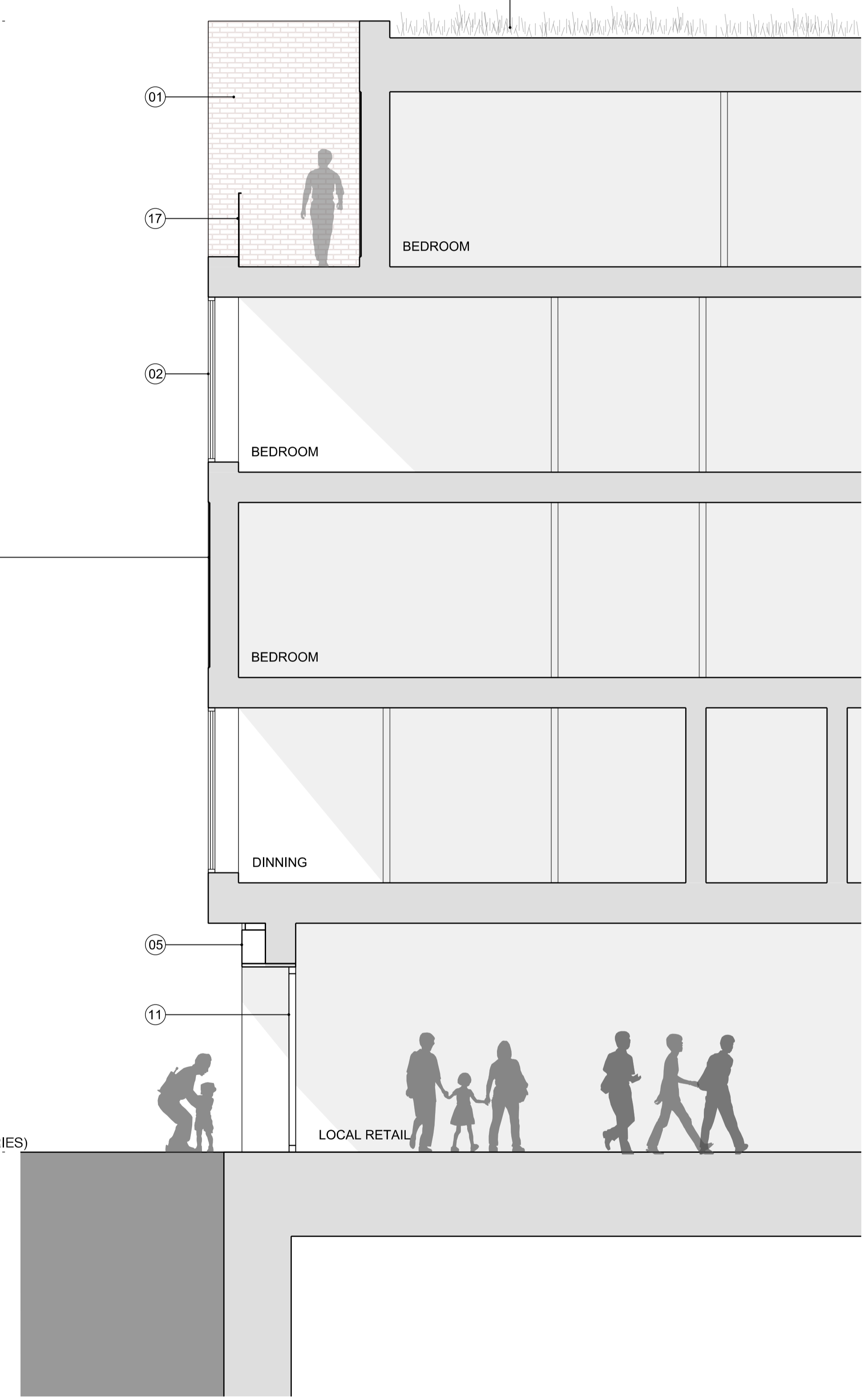
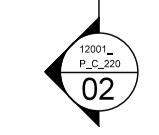


44.300m AOD

20mm RECESSED BRICK WORK WITH RAKED MORTAR

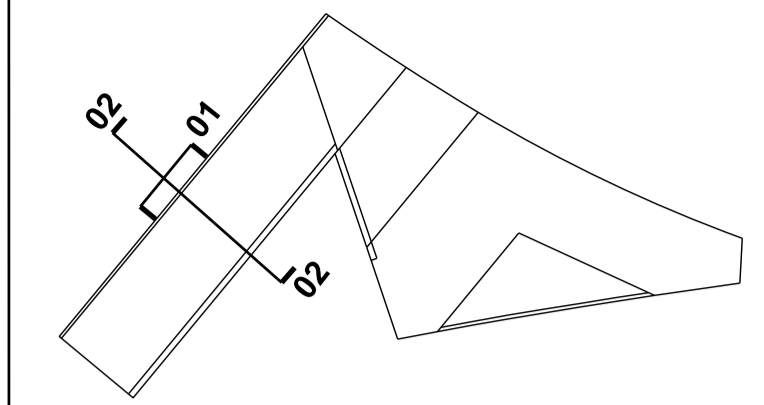
27.500m AOD (VARIES)

01 BUILDING C1\_CASTLEHAVEN ROAD TYPICAL BAY ELEVATION



02 BUILDING C1\_CASTLEHAVEN ROAD TYPICAL SECTION

NOTE: INTERNAL LAYOUTS ARE INDICATIVE ONLY



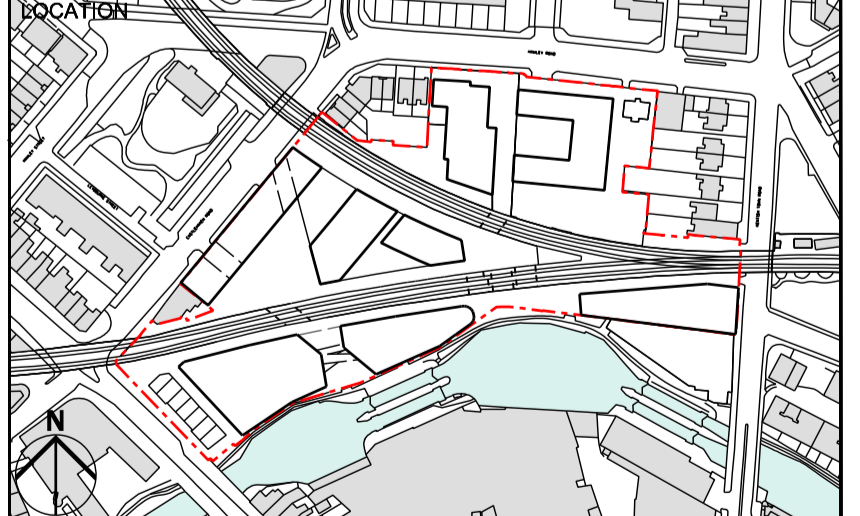
- KEY
- 01 BRICK
  - 02 METAL FRAMED GLAZING
  - 03 TIMBER SCREEN
  - 04 METAL SHUTTERS
  - 05 METAL PANEL(S)
  - 06 METAL BRIDGE
  - 07 TIMBER BENCH
  - 08 METAL ROOF
  - 09 METAL BALUSTRADE / HANDRAIL
  - 10 TIMBER DECK
  - 11 METAL FRAMED GLAZED DOOR
  - 12 METAL FRAMED GLAZED SHOPFRONT
  - 13 VERTICAL TERRACOTTA BAGUETTES
  - 14 GREEN ROOF
  - 15 GLASS BALUSTRADE
  - 16 LOUVRE PANEL
  - 17 METAL RAILING BALUSTRADE
  - 18 METAL LOUVRE PLANT SCREEN

31/08/12 PLANNING ISSUE

REV DATE

NOTE

1. Do not scale from this drawing, other than for Planning purposes.
2. All dimensions to be checked on site by the contractor and such dimensions to be his responsibility.
3. Report all drawing errors, omissions and discrepancies to the architect.
4. This document may be issued in an uncontrolled CAD format to enable others to use it as background information to make alterations and/or additions. In that instance the file will be accompanied by a PDF version. It is for those making such alterations and additions to ensure that they make use of current background information. AHMM Ltd accepts no liability for any such alterations or additions to the background information or arising out of changes to background information which occur prior to alterations or additions being made.



**ALLFORD HALL MONAGHAN MORRIS**

ARCHITECTS Ltd  
2ND FLOOR, BLOCK C, 5-23 OLD STREET LONDON EC1V 9HL  
TEL 020 7251 5261 FAX 020 7251 5123 WEB WWW.AHMM.CO.UK

job title  
CAMDEN LOCK VILLAGE

drawing title / location  
BUILDING C1  
PROPOSED BAY STUDY 01

drawn by	checked	scale	status
CS	WL	1:50@A1; 1:100@A3	PLANNING

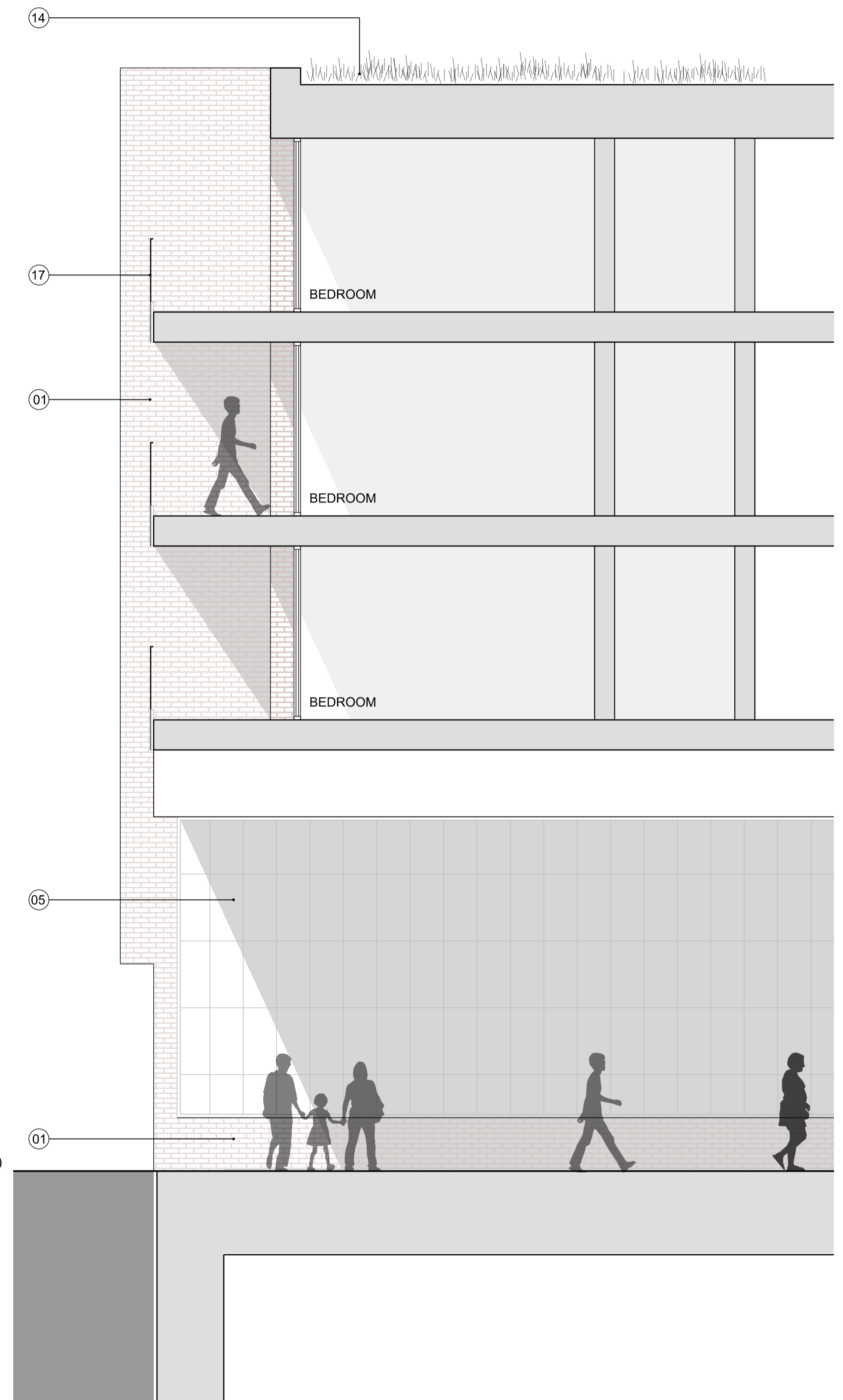
project	zone	classification	drawing no.	revision
12001	C	[00]	220	-



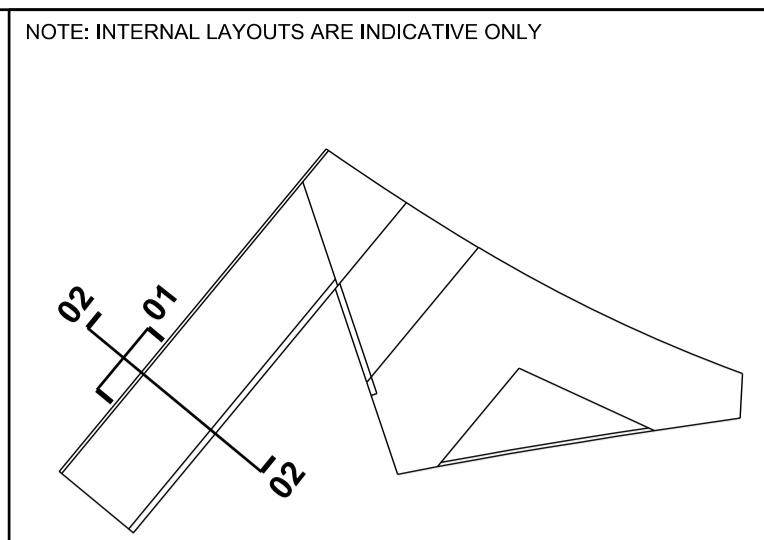
44.300m AOD

27.500m AOD (VARIES)

01 BUILDING C1\_CASTLEHAVEN ROAD WALK THROUGH



02 BUILDING C1\_CASTLEHAVEN ROAD WALK THROUGH SECTION



KEY PLAN

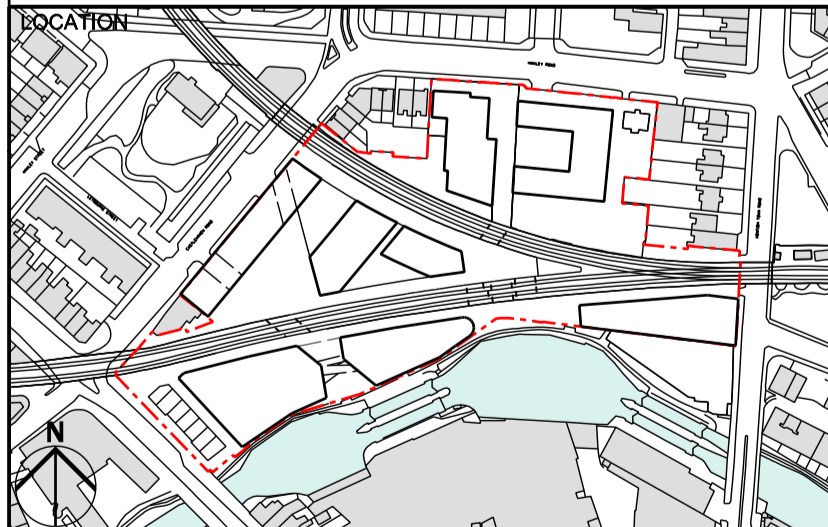
- KEY
- 01 BRICK
  - 02 METAL FRAMED GLAZING
  - 03 TIMBER SCREEN
  - 04 METAL SHUTTERS
  - 05 METAL PANEL(S)
  - 06 METAL BRIDGE
  - 07 TIMBER BENCH
  - 08 METAL ROOF
  - 09 METAL BALUSTRADE / HANDRAIL
  - 10 TIMBER DECK
  - 11 METAL FRAMED GLAZED DOOR
  - 12 METAL FRAMED GLAZED SHOPFRONT
  - 13 VERTICAL TERRACOTTA BAGUETTES
  - 14 GREEN ROOF
  - 15 GLASS BALUSTRADE
  - 16 LOUVRE PANEL
  - 17 METAL RAILING BALUSTRADE
  - 18 METAL LOUVRE PLANT SCREEN

31/08/12 PLANNING ISSUE

REV DATE

NOTE

1. Do not scale from this drawing, other than for Planning purposes.
2. All dimensions to be checked on site by the contractor and such dimensions to be his responsibility.
3. Report all drawing errors, omissions and discrepancies to the architect.
4. This document may be issued in an uncontrolled CAD format to enable others to use it as background information to make alterations and/or additions. In that instance the file will be accompanied by a PDF version. It is for those making such alterations and additions to ensure that they make use of current background information. AHMM Ltd accepts no liability for any such alterations or additions to the background information or arising out of changes to background information which occur prior to alterations or additions being made.



**ALLFORD HALL MONAGHAN MORRIS**

ARCHITECTS Ltd  
2ND FLOOR, BLOCK C, 5-23 OLD STREET LONDON EC1V 9HL  
TEL 020 7251 5261 FAX 020 7251 5123 WEB WWW.AHMM.CO.UK

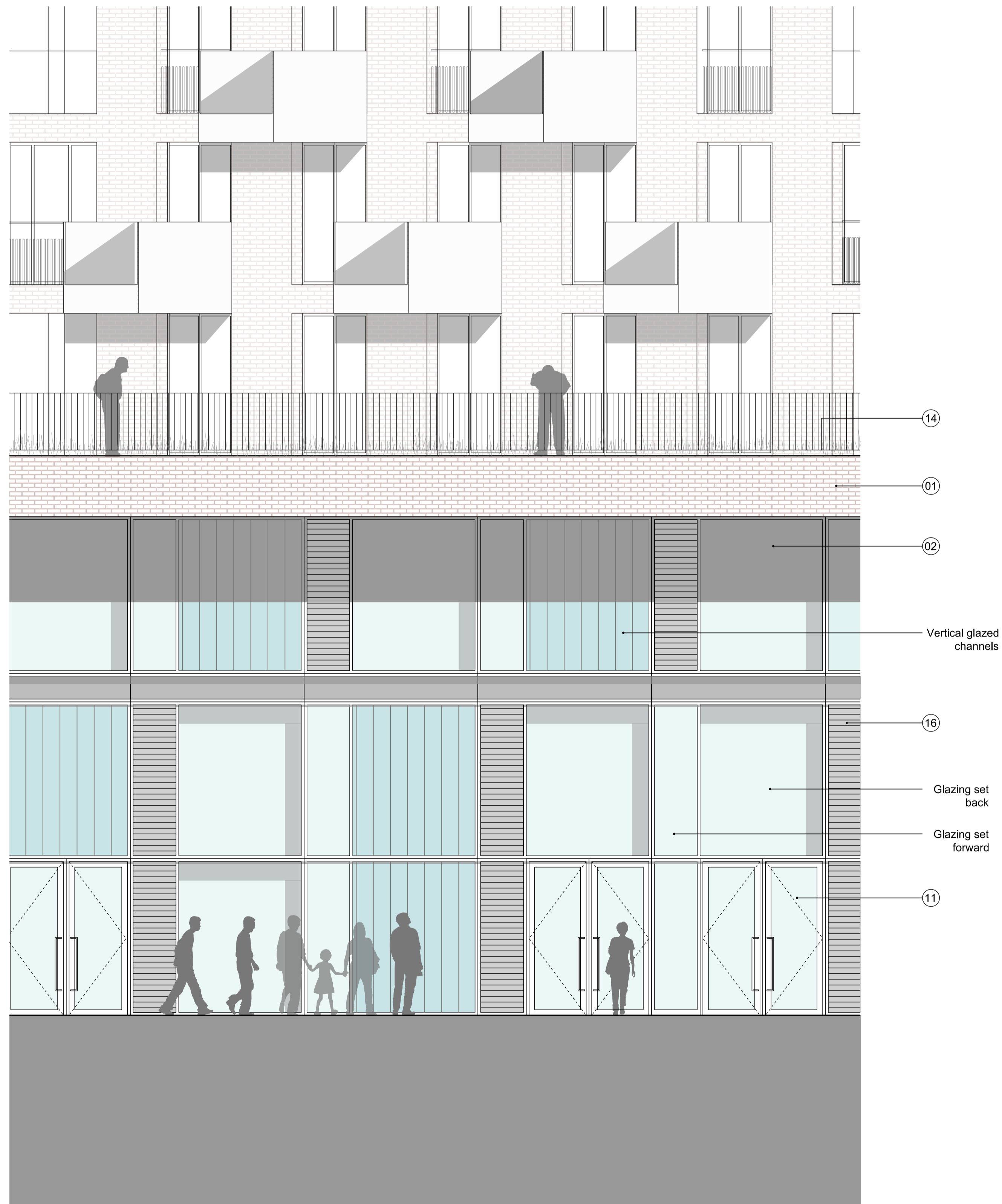
job title  
CAMDEN LOCK VILLAGE

drawing title / location  
BUILDING C1  
PROPOSED BAY STUDY 02

drawn by	checked	scale	status
GH	WL	1:50@A1; 1:100@A3	PLANNING

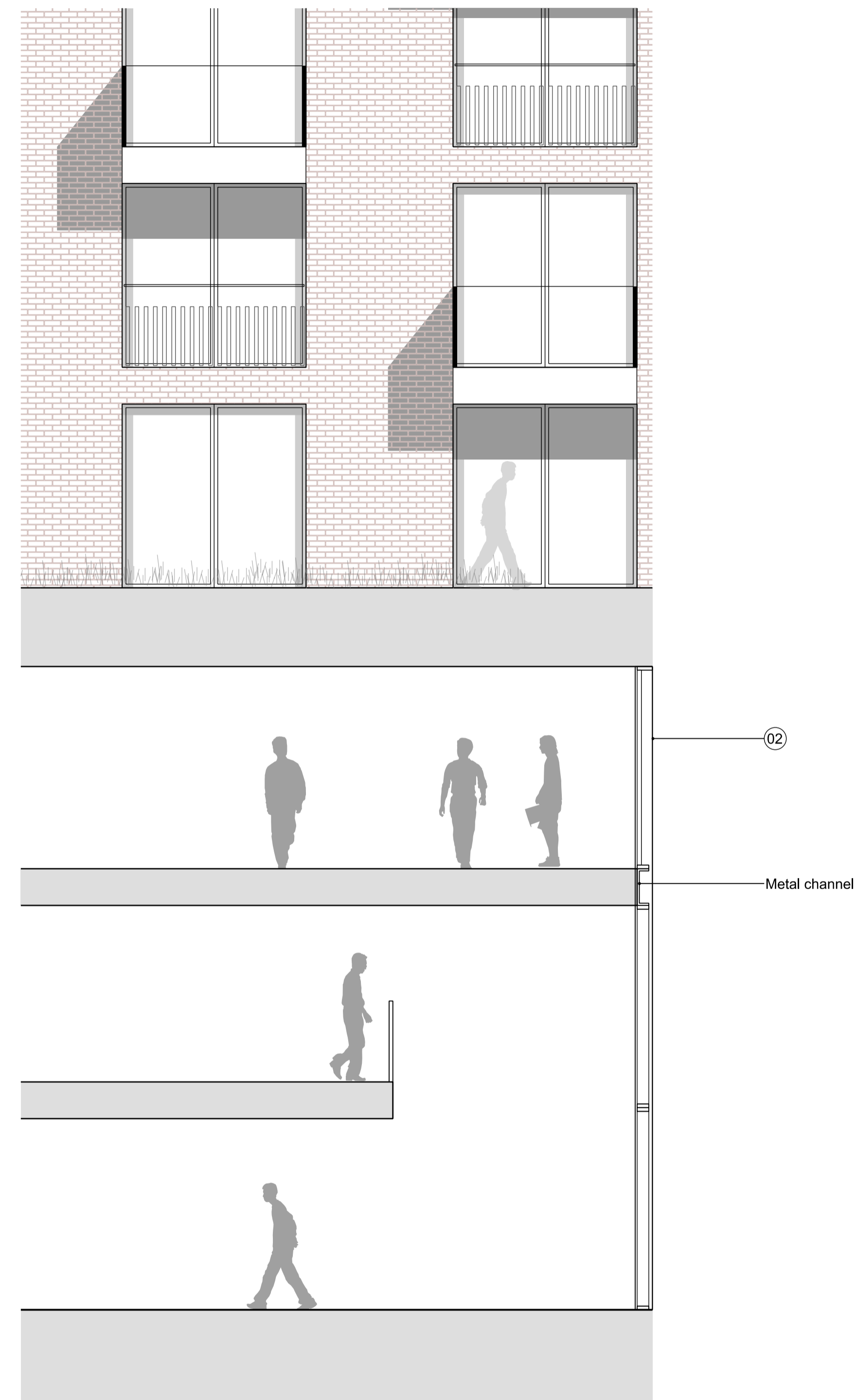
project	zone	classification	drawing no.	revision
12001	C	[00]	221	-

02



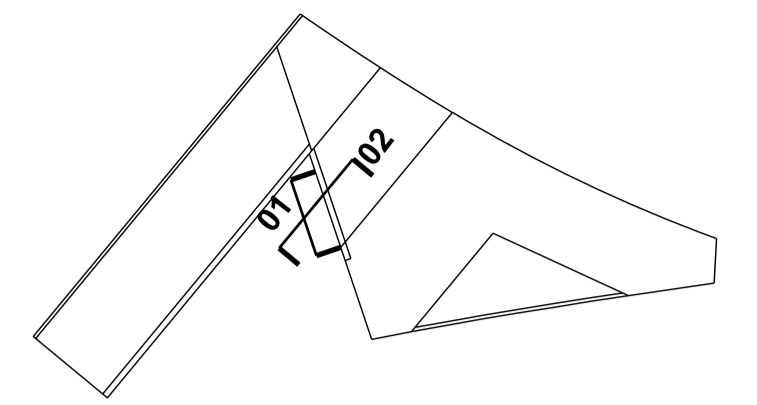
01 BUILDING C2\_ TYPICAL PODIUM ELEVATION

02



02 BUILDING C2\_ TYPICAL PODIUM SECTION

NOTE: INTERNAL LAYOUTS ARE INDICATIVE ONLY



KEY PLAN

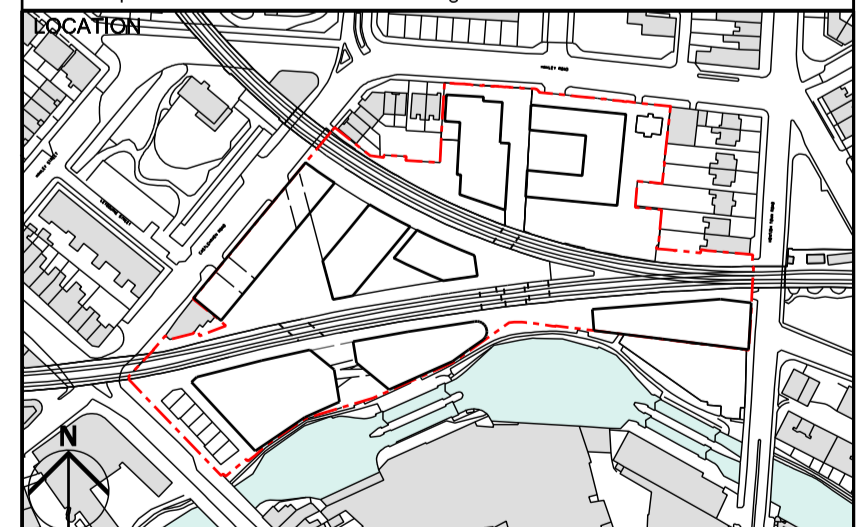
- KEY
- 01 BRICK
  - 02 METAL FRAMED GLAZING
  - 03 TIMBER SCREEN
  - 04 METAL SHUTTERS
  - 05 METAL PANEL(S)
  - 06 METAL BRIDGE
  - 07 TIMBER BENCH
  - 08 METAL ROOF
  - 09 METAL BALUSTRADE / HANDRAIL
  - 10 TIMBER DECK
  - 11 METAL FRAMED GLAZED DOOR
  - 12 METAL FRAMED GLAZED SHOPFRONT
  - 13 VERTICAL TERRACOTTA BAGUETTES
  - 14 GREEN ROOF
  - 15 GLASS BALUSTRADE
  - 16 LOUVRE PANEL
  - 17 METAL RAILING BALUSTRADE
  - 18 METAL LOUVRE PLANT SCREEN

31/08/12 PLANNING ISSUE

REV DATE

NOTE

1. Do not scale from this drawing, other than for Planning purposes.
2. All dimensions to be checked on site by the contractor and such dimensions to be his responsibility.
3. Report all drawing errors, omissions and discrepancies to the architect.
4. This document may be issued in an uncontrolled CAD format to enable others to use it as background information to make alterations and/or additions. In that instance the file will be accompanied by a PDF version. It is for those making such alterations and additions to ensure that they make use of current background information. AHMM Ltd accepts no liability for any such alterations or additions to the background information or arising out of changes to background information which occur prior to alterations of additions being made.



**ALLFORD HALL MONAGHAN MORRIS**

ARCHITECTS Ltd  
2ND FLOOR, BLOCK C, 5-23 OLD STREET LONDON EC1V 9HL  
TEL 020 7251 5261 FAX 020 7251 5123 WEB WWW.AHMM.CO.UK

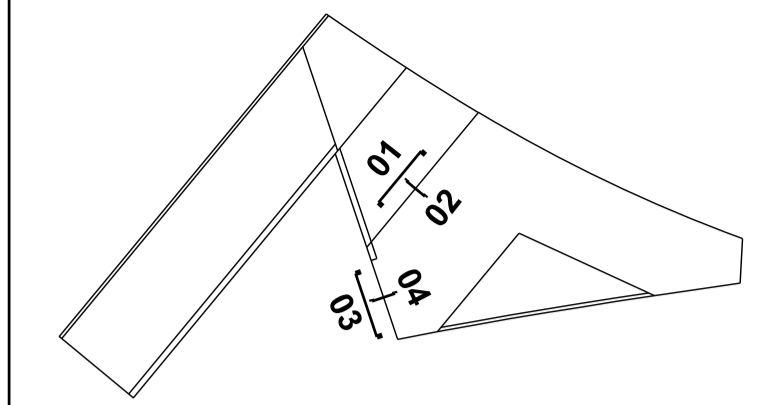
job title  
CAMDEN LOCK VILLAGE

drawing title / location  
BUILDING C2  
PROPOSED BAY STUDY 03

drawn by	checked	scale	status
CS	WL	1:50@A1; 1:100@A3	PLANNING

project	zone	classification	drawing no.	revision
12001	C	[00]	222	-

NOTE: INTERNAL LAYOUTS ARE INDICATIVE ONLY

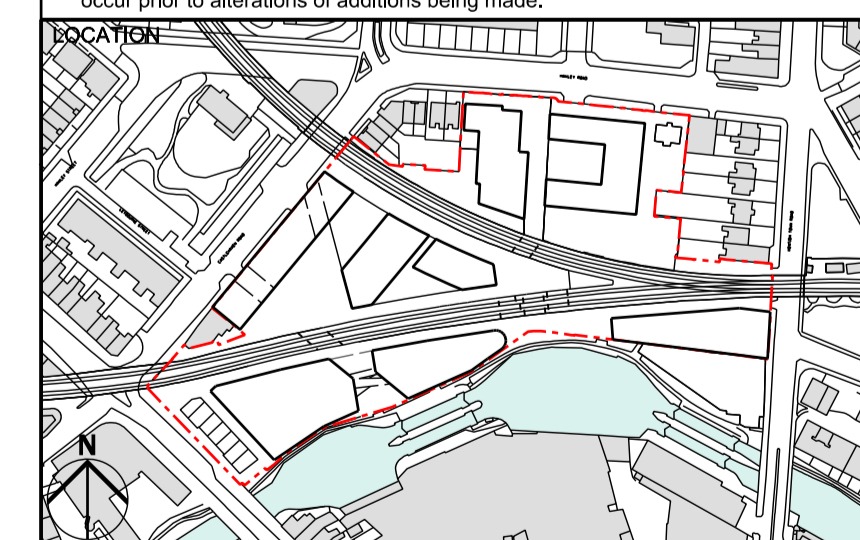


- KEY
- 01 BRICK
  - 02 METAL FRAMED GLAZING
  - 03 TIMBER SCREEN
  - 04 METAL SHUTTERS
  - 05 METAL PANEL(S)
  - 06 METAL BRIDGE
  - 07 TIMBER BENCH
  - 08 METAL ROOF
  - 09 METAL BALUSTRADE / HANDRAIL
  - 10 TIMBER DECK
  - 11 METAL FRAMED GLAZED DOOR
  - 12 METAL FRAMED GLAZED SHOPFRONT
  - 13 VERTICAL TERRACOTTA BAGUETTES
  - 14 GREEN ROOF
  - 15 GLASS BALUSTRADE
  - 16 LOUVRE PANEL
  - 17 METAL RAILING BALUSTRADE
  - 18 METAL LOUVRE PLANT SCREEN

REV	DATE
-	31/08/12 PLANNING ISSUE

NOTE

1. Do not scale from this drawing, other than for Planning purposes.
2. All dimensions to be checked on site by the contractor and such dimensions to be his responsibility.
3. Report all drawing errors, omissions and discrepancies to the architect.
4. This document may be issued in an uncontrolled CAD format to enable others to use it as background information to make alterations and/or additions. In that instance the file will be accompanied by a PDF version. It is for those making such alterations and additions to ensure that they make use of current background information. AHMM Ltd accepts no liability for any such alterations or additions to the background information or arising out of changes to background information which occur prior to alterations or additions being made.



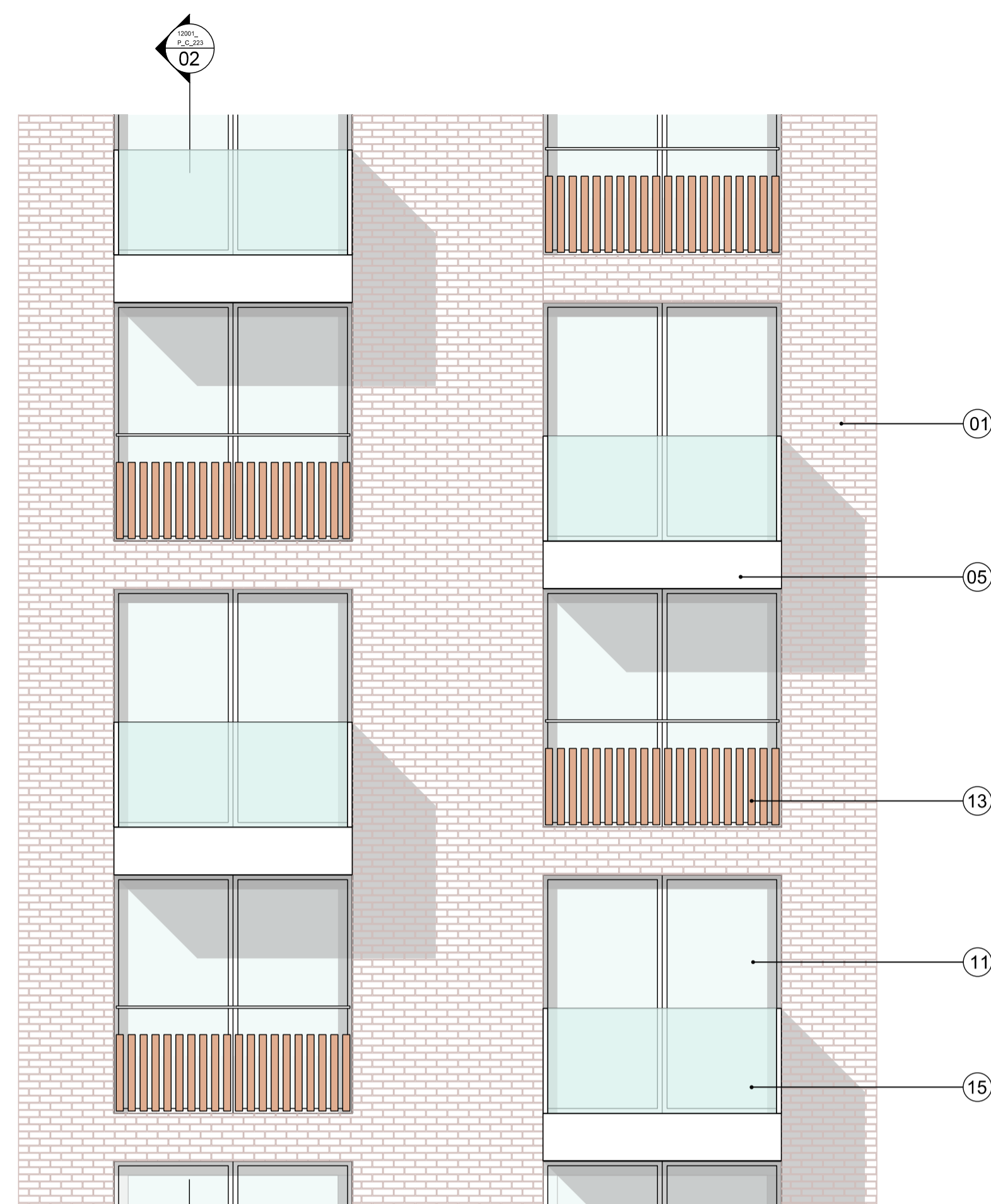
**ALLFORD HALL MONAGHAN MORRIS**  
 ARCHITECTS Ltd  
 2ND FLOOR, BLOCK C, 5-23 OLD STREET LONDON EC1V 9HL  
 TEL 020 7251 5261 FAX 020 7251 5123 WEB WWW.AHMM.CO.UK

job title  
 CAMDEN LOCK VILLAGE

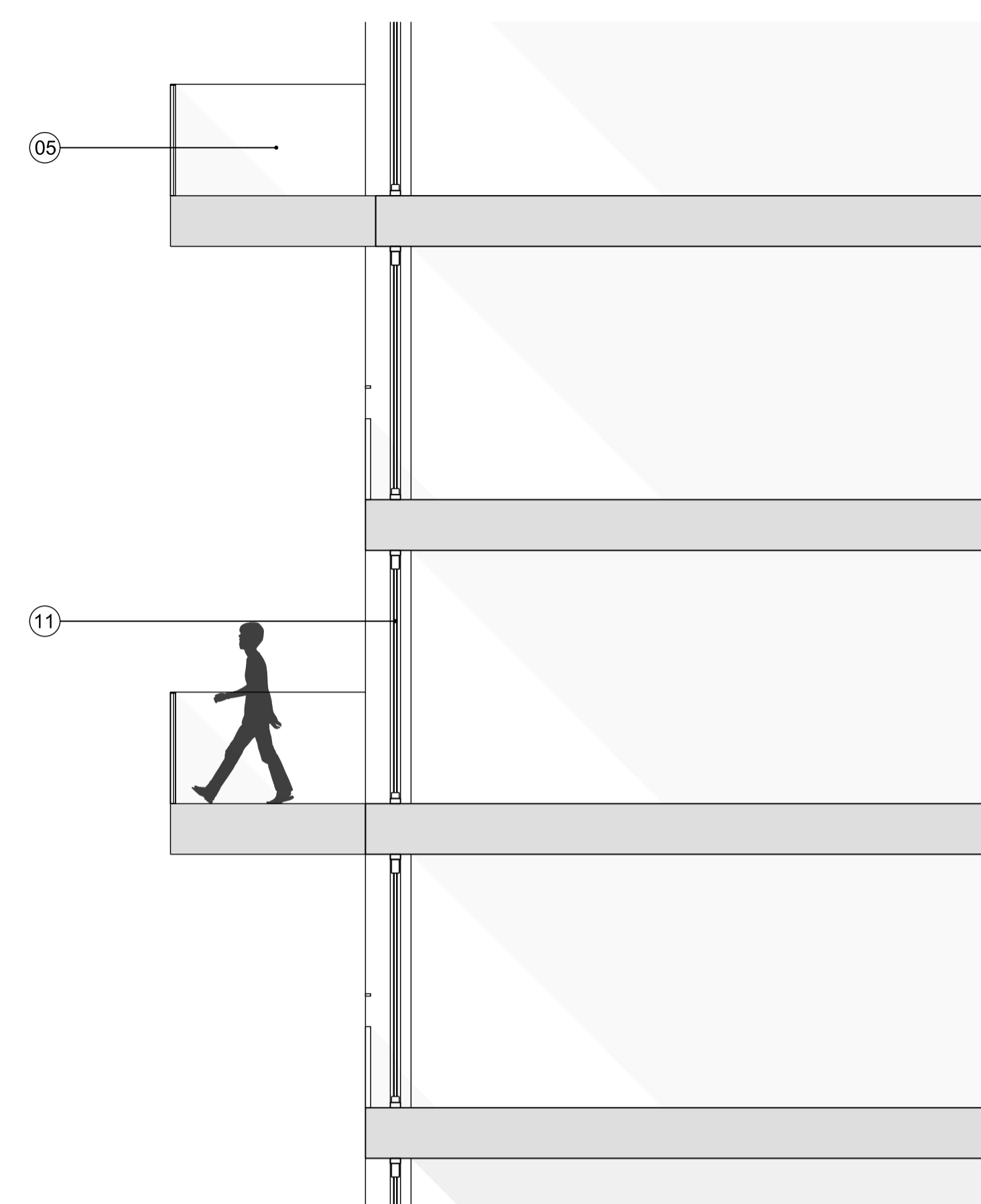
drawing title / location  
 BUILDING C2  
 PROPOSED BAY STUDY 04

drawn by	checked	scale	status
DF	WL	1:50@A1; 1:100@A3	PLANNING

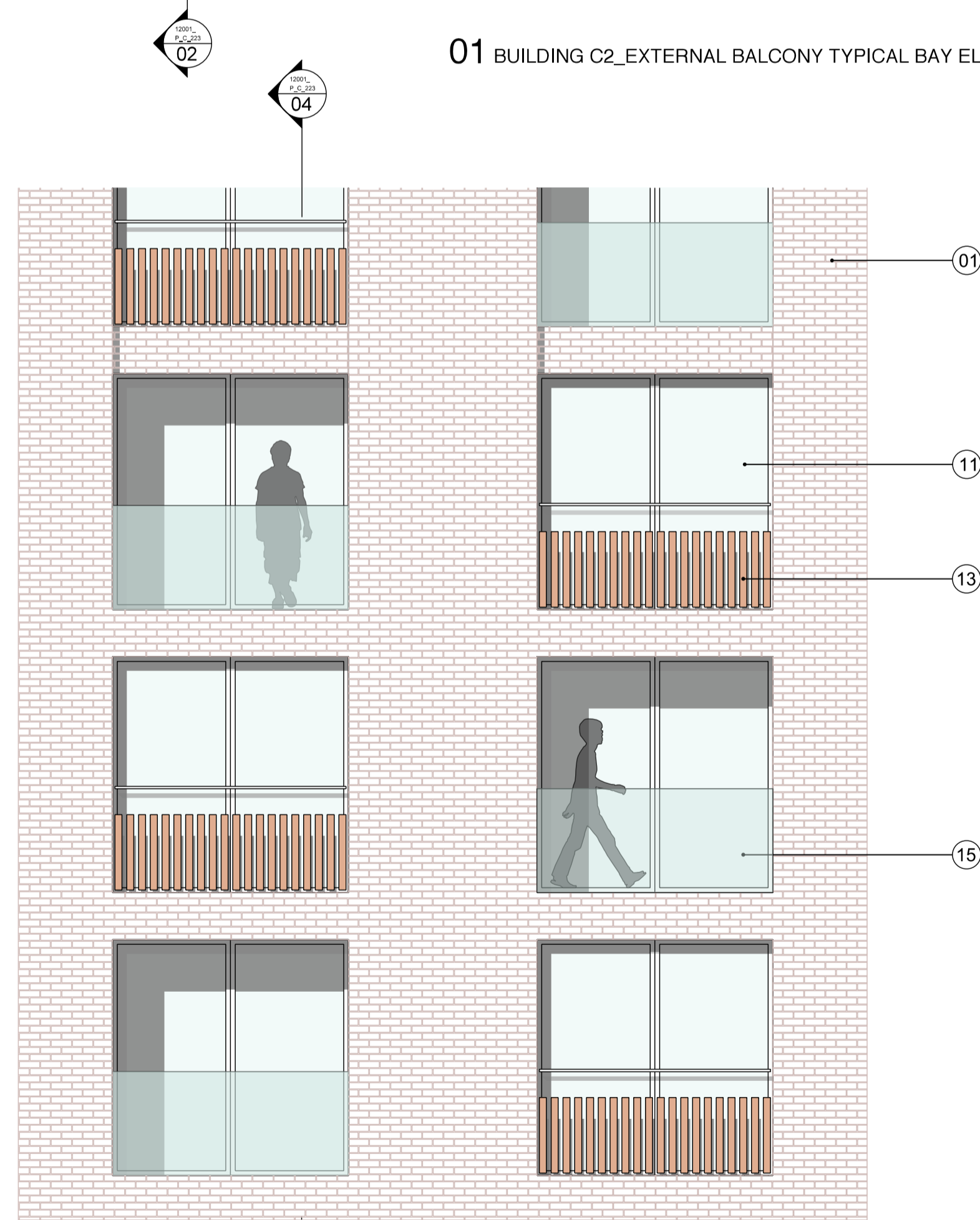
project	zone	classification	drawing no.	revision
12001	C	[00]	223	-



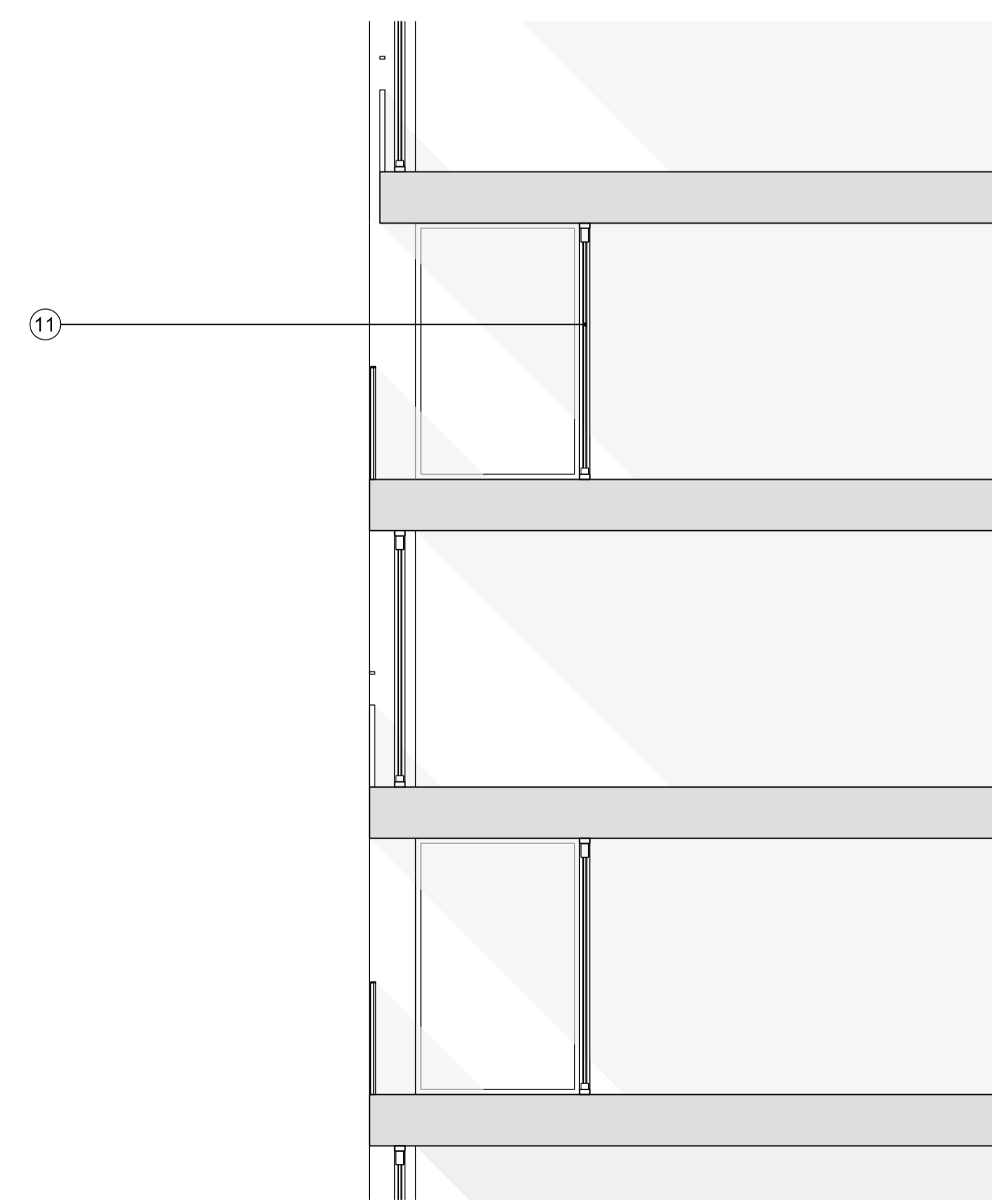
01 BUILDING C2\_EXTERNAL BALCONY TYPICAL BAY ELEVATION



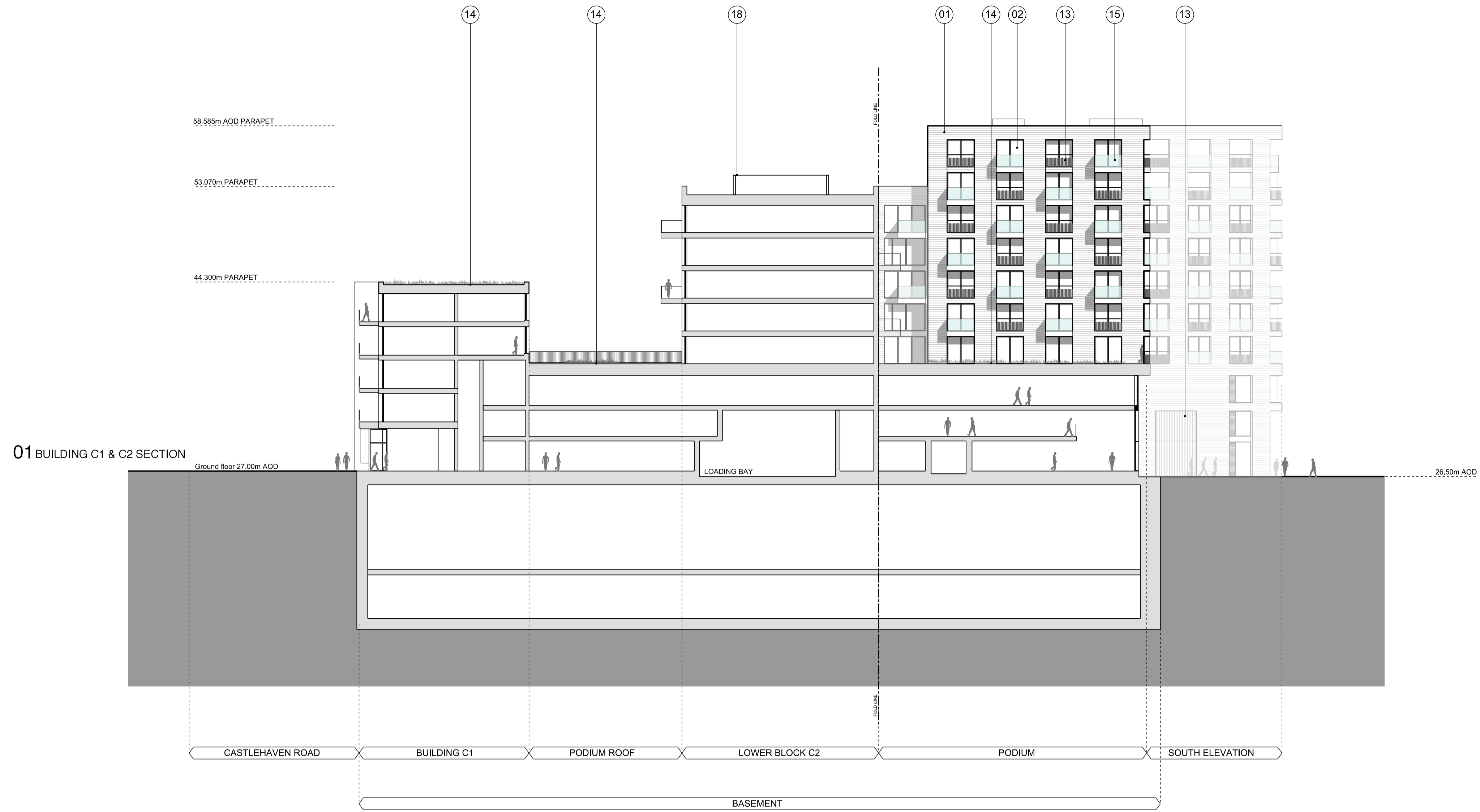
02 BUILDING C2\_EXTERNAL BALCONY TYPICAL BAY ELEVATION



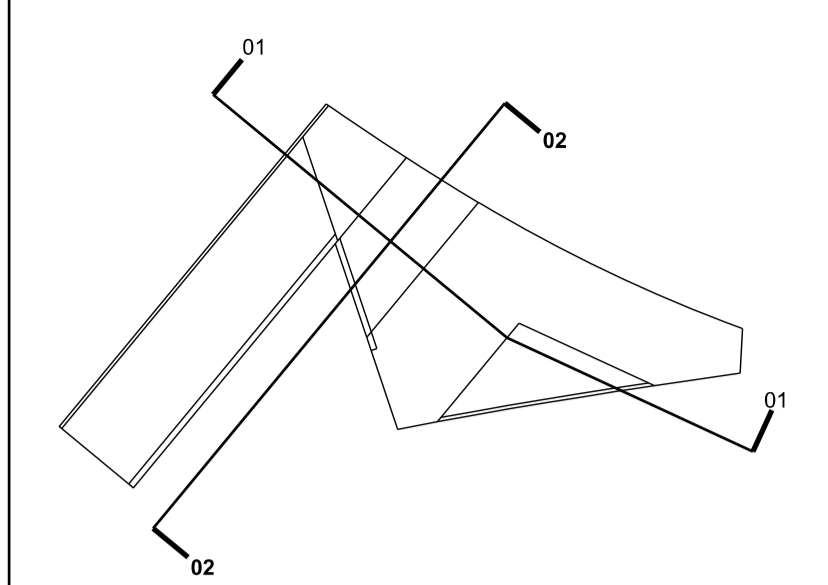
03 BUILDING C2\_RECESSED BALCONY TYPICAL BAY ELEVATION



04 BUILDING C2\_RECESSED BALCONY TYPICAL BAY ELEVATION



NOTE: INTERNAL LAYOUTS ARE INDICATIVE ONLY

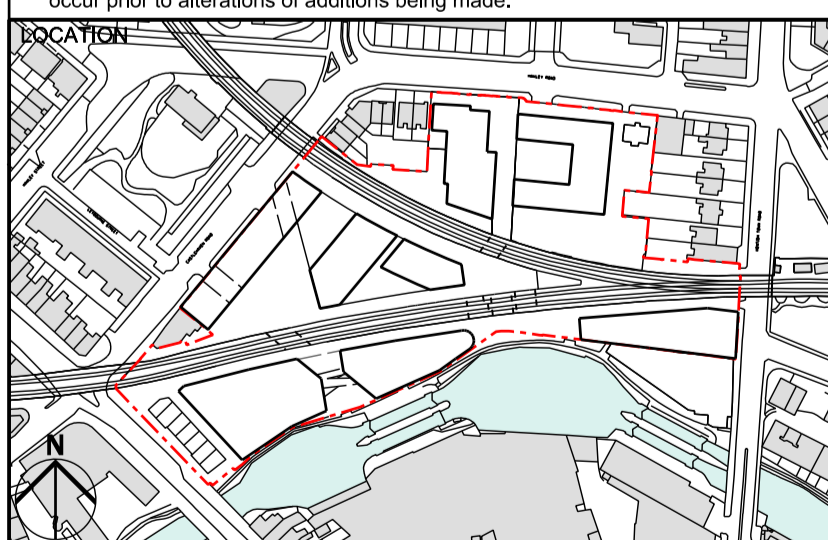


- KEY
- 01 BRICK
  - 02 METAL FRAMED GLAZING
  - 03 TIMBER SCREEN
  - 04 METAL SHUTTERS
  - 05 METAL PANEL(S)
  - 06 METAL BRIDGE
  - 07 TIMBER BENCH
  - 08 METAL ROOF
  - 09 METAL BALUSTRADE / HANDRAIL
  - 10 TIMBER DECK
  - 11 METAL FRAMED GLAZED DOOR
  - 12 METAL FRAMED GLAZED SHOPFRONT
  - 13 VERTICAL TERRACOTTA BAGUETTES
  - 14 GREEN ROOF
  - 15 GLASS BALUSTRADE
  - 16 LOUVRE PANEL
  - 17 METAL RAILING BALUSTRADE
  - 18 METAL LOUVRE PLANT SCREEN

REV	DATE
-	31/08/12 PLANNING ISSUE

NOTE

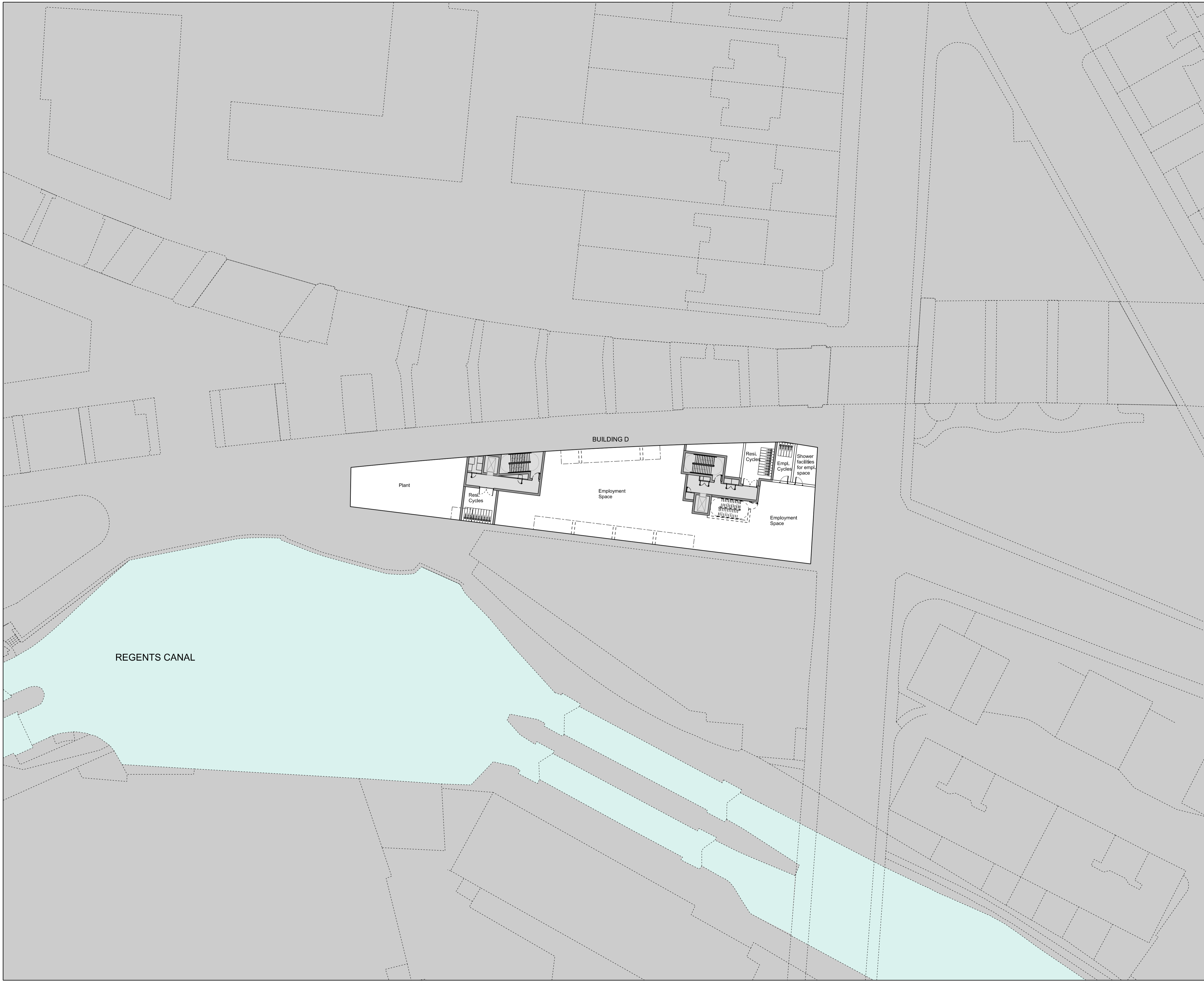
1. Do not scale from this drawing, other than for Planning purposes.
2. All dimensions to be checked on site by the contractor and such dimensions to be his responsibility.
3. Report all drawing errors, omissions and discrepancies to the architect.
4. This document may be issued in an uncontrolled CAD format to enable others to use it as background information to make alterations and/or additions. In that instance the file will be accompanied by a PDF version. It is for those making such alterations and additions to ensure that they make use of current background information. AHMM Ltd accepts no liability for any such alterations or additions to the background information or arising out of changes to background information which occur prior to alterations of additions being made.



**ALLFORD HALL MONAGHAN MORRIS**  
 ARCHITECTS Ltd  
 2ND FLOOR, BLOCK C, 5-23 OLD STREET LONDON EC1V 9HL  
 TEL 020 7251 5261 FAX 020 7251 5123 WEB WWW.AHMM.CO.UK

job title				
CAMDEN LOCK VILLAGE				
drawing title / location				
BUILDING C2				
PROPOSED GA SECTIONS/ ELEVATIONS				
drawn by	checked	scale	status	
GH	WL	1:250@A1; 1:500@A3	PLANNING	
project	zone	classification	drawing no.	revision
12001	C	[00]	300	-

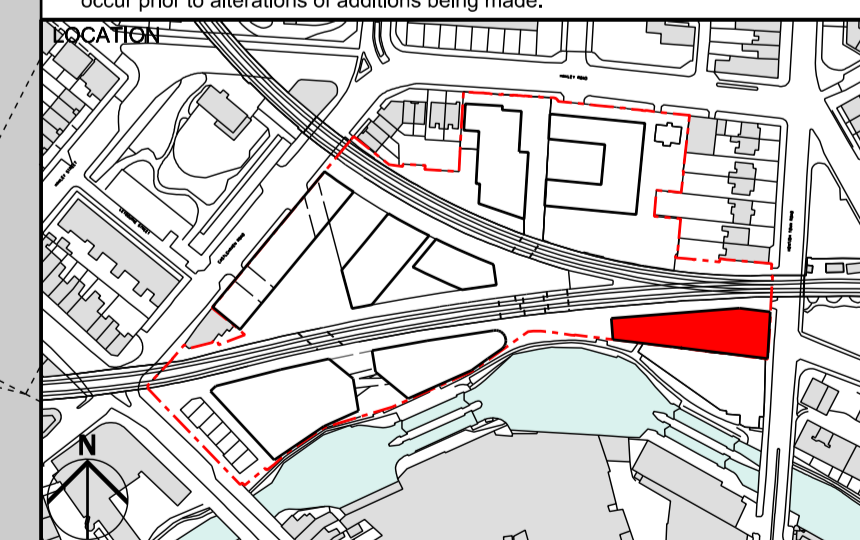
NOTE: INTERNAL LAYOUTS ARE INDICATIVE ONLY



REV	DATE
-	31/08/12 PLANNING ISSUE

NOTE

1. Do not scale from this drawing, other than for Planning purposes.
2. All dimensions to be checked on site by the contractor and such dimensions to be his responsibility.
3. Report all drawing errors, omissions and discrepancies to the architect.
4. This document may be issued in an uncontrolled CAD format to enable others to use it as background information to make alterations and/or additions. In that instance the file will be accompanied by a PDF version. It is for those making such alterations and additions to ensure that they make use of current background information. AHMM Ltd accepts no liability for any such alterations or additions to the background information or arising out of changes to background information which occur prior to alterations or additions being made.



**ALLFORD HALL MONAGHAN MORRIS**  
 ARCHITECTS Ltd  
 2ND FLOOR, BLOCK C, 5-23 OLD STREET LONDON EC1V 9HL  
 TEL 020 7251 5261 FAX 020 7251 5123 WEB WWW.AHMM.CO.UK

job title  
**CAMDEN LOCK VILLAGE**  
 drawing title / location  
**BUILDING D  
 PROPOSED BASEMENT PLAN**

drawn by	checked	scale	status	
DF	WL	1:250@A1; 1:500@A3	PLANNING	
project	zone	classification	drawing no.	revision
12001	D	[00]	099	-