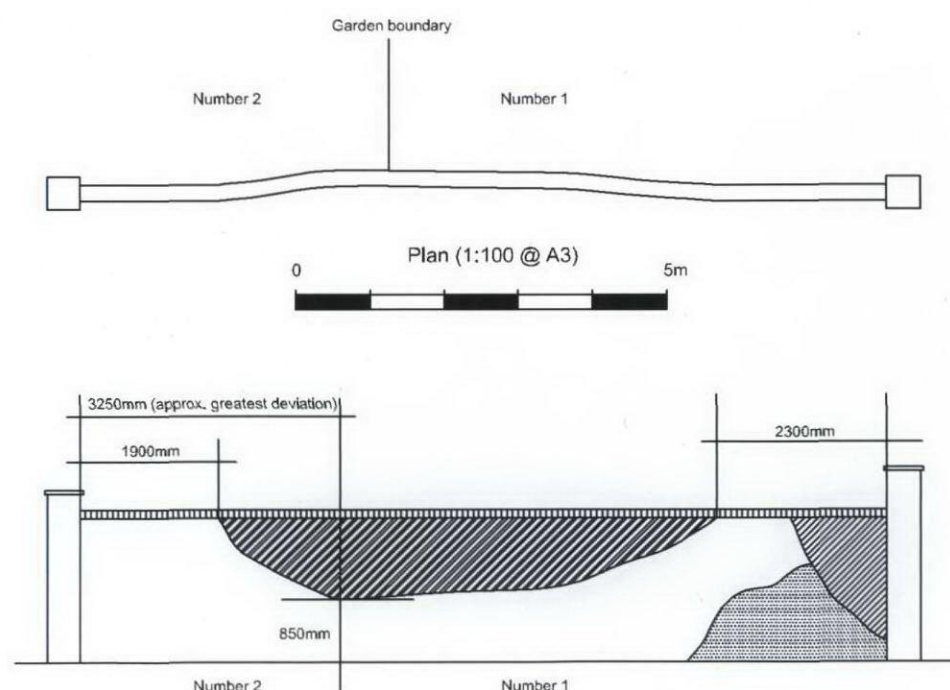


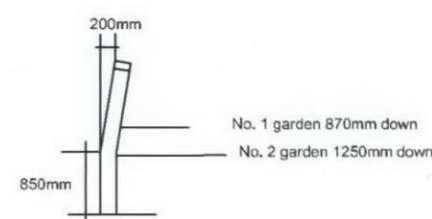
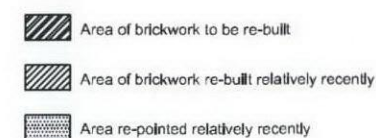
Note:

Details of proposed works are approximate and illustrative. Precise extent of necessary re-building to be determined during progress on site once stability of brickwork at anticipated re-build boundary is established.

Existing, relatively recent, cement pointing to be raked out together with rest of brickwork retained/rebuilt, and wall repointed with lime mortar.



Garden wall elevation viewed from road (1:100 @ A3)



Section through greatest deviation (1:100 @ A3)



REV.	REVISION NOTE	REV. DATE	REV. BY

Note: No dimensions are to be scaled from this drawing. All dimensions stated must be checked on site. Errors, discrepancies and inconsistencies must be notified to the Contract Administrator Immediately.

Mr. H. Raine & Prof. R. Raine and Mr. Paul Birch
No.'s 2 and 1 Upper Terrace
London NW3 6RH

Site Address:
No. 2 and No. 1 Upper Terrace
London NW3 6RH

Drawing Status:
FINAL ISSUE

Drawing No. D3878/001	Rev.	Scale: As noted	Checked by:
--------------------------	------	--------------------	-------------

Drawing Title:
Site Plan, Location Plan, Plan,
Section and Elevation showing
proposed partial rebuilding of
garden boundary wall.

Drawn by: TMM
Date drawing: 14/08/12



Hamilton House, Mableton Place,
London WC1H 9BB
Tel: (020) 7121 3310 Fax: (020) 7386 1464
e-mail: lon@gouldco.co.uk

2, Lucastes Mews, Paddocksall Road,
Haywards Heath, West Sussex RH16 1HE
Tel: (01444) 452 604 Fax: (01444) 459 088
e-mail: hhi@gouldco.co.uk

www.gouldco.co.uk