FOUNDATION
TYPE A
Scl1/50

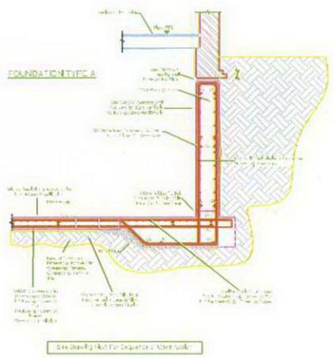

FOUNDATION
TYPE B
Scl1/50

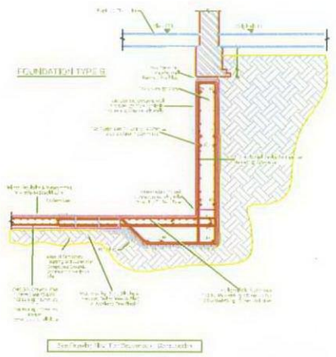

FOUNDATION
TYPE C
Scl1/50

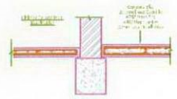

FOUNDATION TYPE C

FOUNDATION
TYPE D
Scl1/50

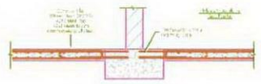

FOUNDATION TYPE D

FOUNDATION
Scl1/50

FOUNDATION
TYPE F
Scl1/50

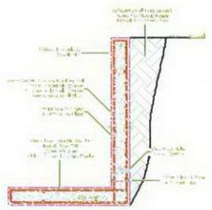

FOUNDATION TYPE F

SUBTITLE
Scl1/50

SUBTITLE
Scl1/50

Notes

1.All dimensions to be verified on site.

2.Read in conjunction with architect's drawings.

3.All steelwork designed to BS 449 fabricated to BS 5950.

4.All steel members to be grade 43 steel.

5.Apply 2 coats of red oxide primer to all steel prior to erection.

6.All steel beams to have ½ hour fire resistance capability min (e.g. 12.5 mm plasterboard and 7mm skim).

7.All welding to be 4mm fillet welds carried out in workshop.

8.All black bolts to be grade 8.8.

9.All timbers work designed to BS 5268.

10.Double joists to be bolted together with M12 bolts + Ø63mm. TP connectors and washer plate @450c/c.

11.Connections:

Timber/brick:
Bat SPH hanger when there is a minimum of 675mm of brickwork above. If not use Mod Speedy Hangers.

Timber/timber:
Bat JFly Hanger or framing anchor. allow for Bat M305 straps @1200c/c for restraint.

12.Concrete padstones to be grade 26 (12N).

13.Foundation concrete to be grade C35 (SR).

14.Foundations to be 600mm below any root activity (min 1500mm depth).

15.All temporary propping by the contractor.

16.New brickwork to be 39N/mm² new blockwork to be 4N/mm² set in 1:1:6 mortar.

17.All waterproofing and drainage to architect's specification.

18.All works to be approved by the building control officer.

19.No work to commence on site prior to building control approval of structural details.

20.Any excavations works within 3m of any adjoining property or party structure may be subject to party wall agreement.

21.Any deep foundations/piling within 6m may be subject to party wall agreement.

22.Any beams, joists hangers, or other structural works attached to party wall may be subject to party wall agreement.

23.Floor joists strapped to main brick walls in accordance with A3 disproportionate collapse guidelines. New steel beams supported on steel columns down to foundation level.

24.Vertical expansion joints:
every 5 metre length in blockwork
every 12 metre length in brickwork

25.If contractor has preferred alternative method of construction please call us.

Rev	Date	Description	App

Title: Foundation Type Sections
Preliminary

Martin Redston Associates
Consulting Civil & Structural Engineers
3 Edward Square, London N1 0SP
Tel: 020-7837 5377 Fax: 020-7837 3211
8 Hale Lane, London NW7 3NX
Tel: 020-8959 1666 Fax: 020-8906 8503

Date: 08/11/2012
Eng: PS
Scale: 1:50@A1
Sheet No. Rev
3 -
Job No: 12-
Project:
86 Canfield Gdns