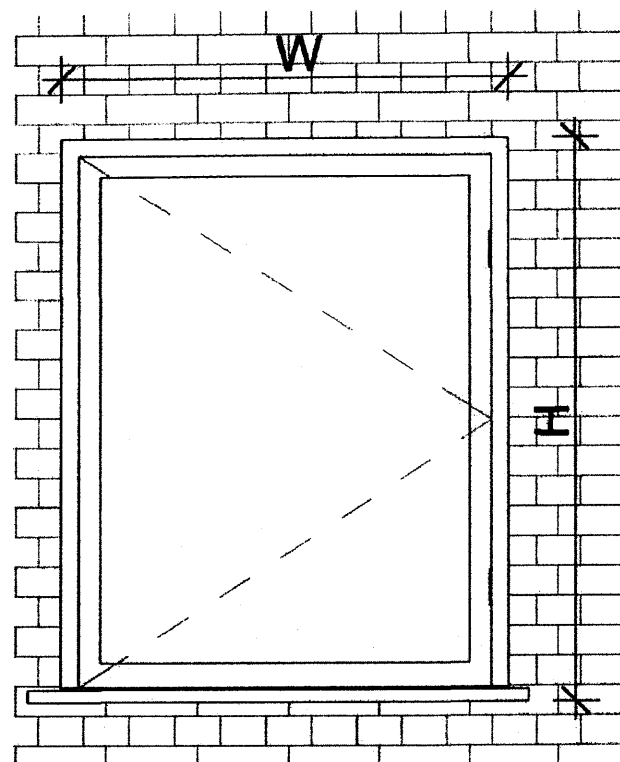
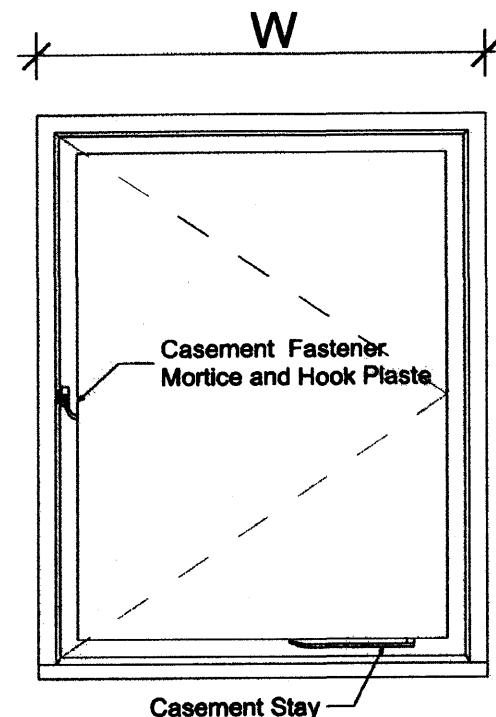


WINDOW M 1:20



OUTSIDE VIEW



INSIDE VIEW

WINDOW TYPE: Traditional Casement Window

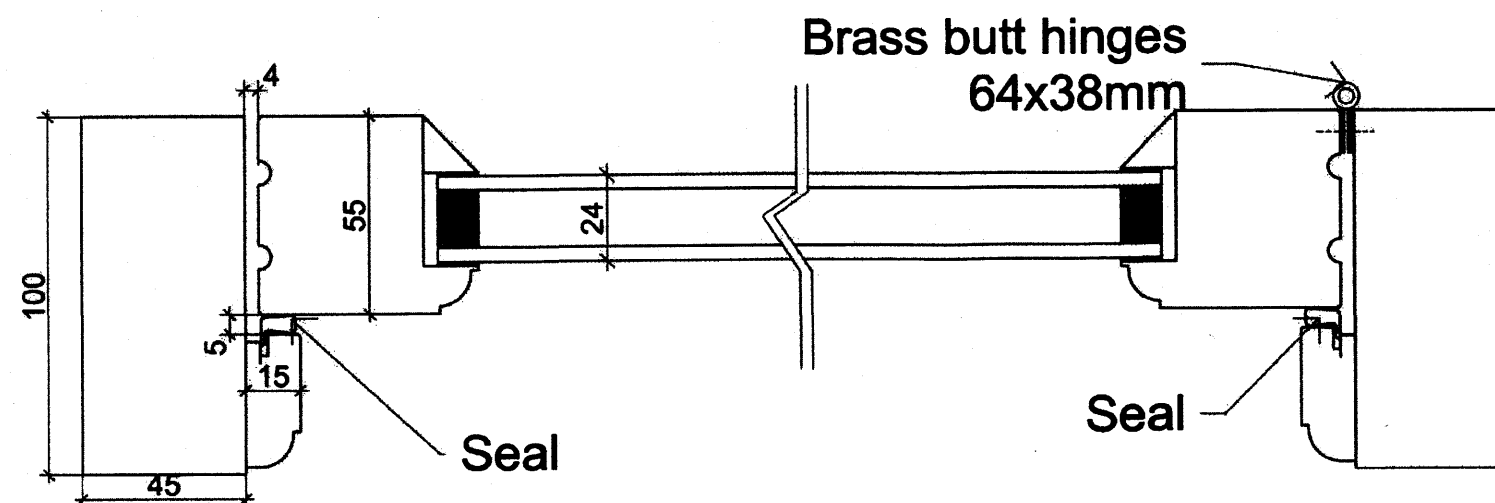
Location: N/A  
 Material: hardwood  
 Profile: TBC  
 Operation: hung on butt hinges  
 Glazing: 4/16/4 double glazed units soft cow low swiss spacer  
 Argon Gas filled  
 U value of 1.6W/m2k or less  
 Finish: factory sprayed 3 coat micro porous paint finish  
 colour TBC  
 Ironmongery: TBC  
 casement stay  
 casement fastener

Weatherseals: TBC  
 Sill extension: TBC  
 Internal sill: TBC  
 Additional information:

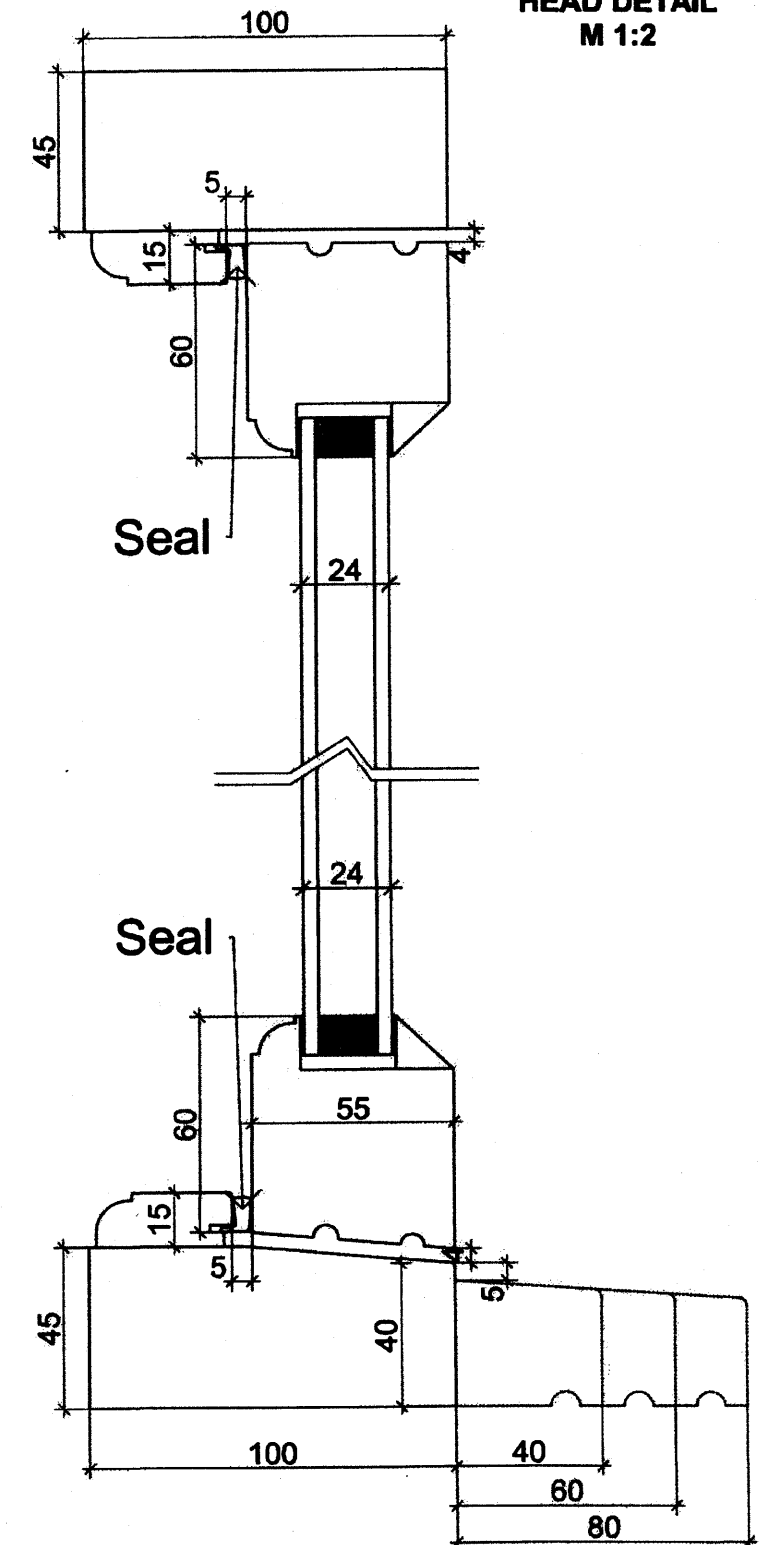
Window size: W x H  
 Structural opening:

Quantity:

TRADITIONAL CASEMENT  
 JAMB DETAIL  
 M 1:2



TRADITIONAL CASEMENT  
 HEAD DETAIL  
 M 1:2



TRADITIONAL CASEMENT  
 SOLE DETAIL  
 M 1:2

**darma**

28 Gorst Road  
 Park Royal  
 London NW10 6LE  
 L020 88380390  
 info@darma.co.uk  
 www.darma.co.uk

COPYRIGHT

This drawing and details contained therein are copyright and are not to be reproduced without the permission of Darma. All dimensions relating to actual site conditions are to be checked on site prior to any works being commissioned or executed. Contractors are not to scale from this drawing and should refer any query in respect of dimensions to the designers.

PROJECT

**DARMA  
 LONDON  
 POSTCODE**

TITLE

**CASEMENT WINDOW**

ISSUE

SCALE 1:10/1:1 E/A	DATE 12/11/2012
DWG NO. 05	DRAWN BY