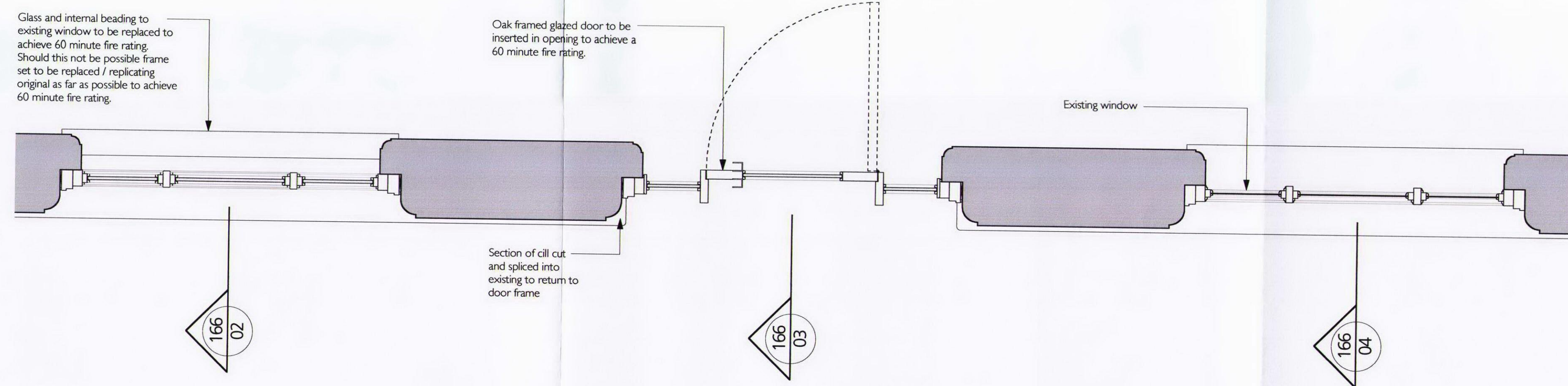
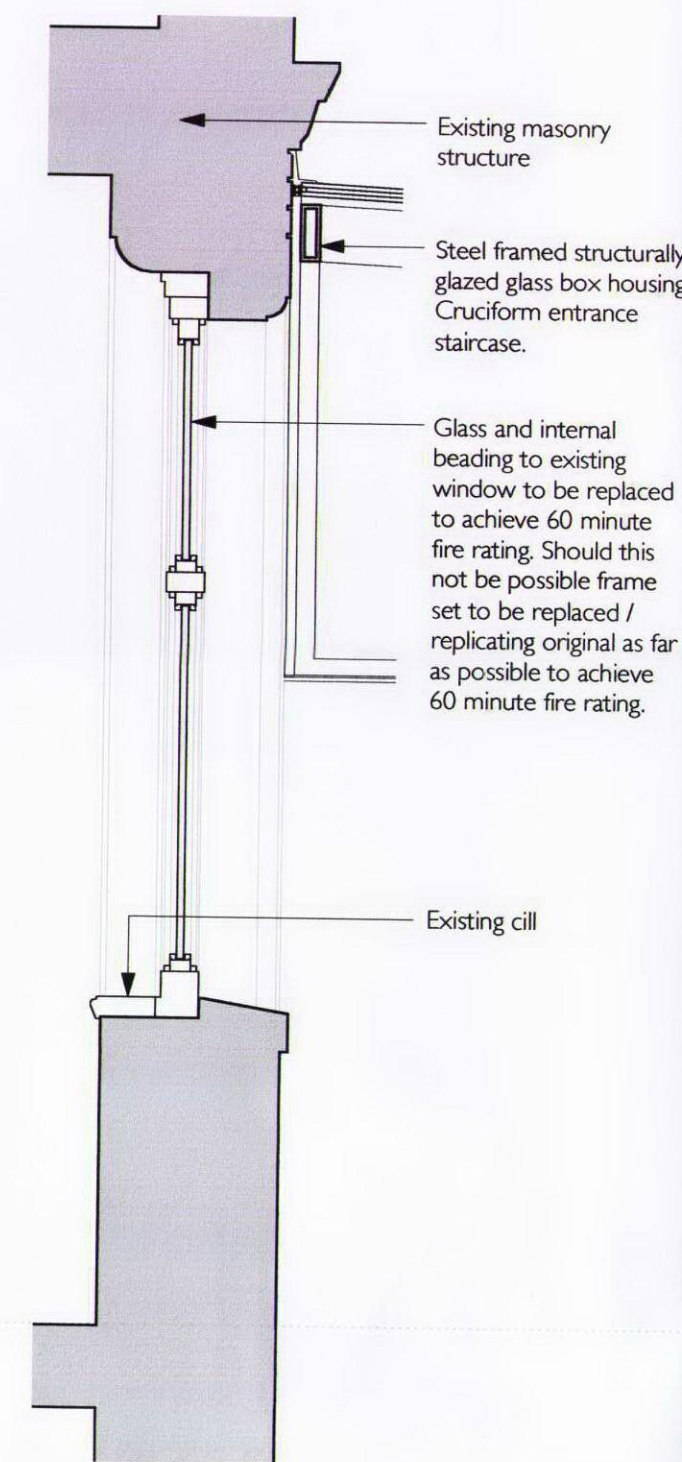


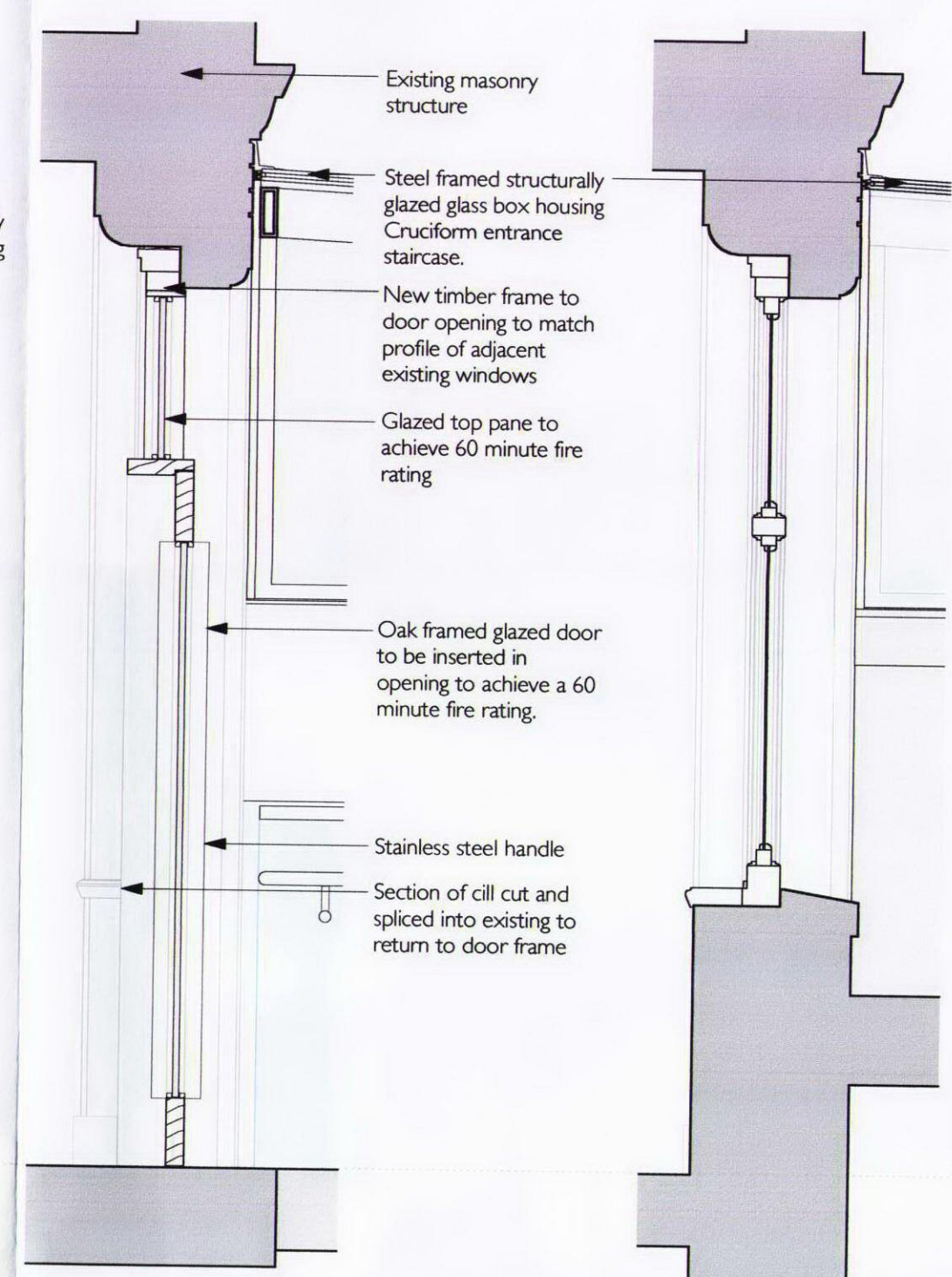
01
166 **Proposed Entrance Door Elevation**
1:20 @ A1



05
166 **Proposed Entrance Door Plan Detail**
1:20 @ A1



02
166 **Proposed Window Section**
1:20 @ A1



03
166 **Proposed Door Section**
1:20 @ A1

04
166 **Existing Window Section**
1:20 @ A1

Ground Floor FFL
+2.970 approx

Revision	Date	Amendment
P1	28.11.12	Issued for Planning, Listed Building and Conservation Area Consent

Notes

NO DIMENSIONS ARE TO BE SCALED FROM THE DRAWING. THE CONTRACTOR/MANUFACTURER IS RESPONSIBLE FOR CHECKING ALL DIMENSIONS AND QUERING ANY DISCREPANCIES. THIS DRAWING IS THE PROPERTY OF BDA ARCHITECTS LTD. COPYRIGHT IS RESERVED BY THEM AND THE DRAWING IS ISSUED ON CONDITION THAT IT IS NOT COPIED, REPRODUCED, RETAINED OR DISCLOSED TO ANY UNAUTHORISED PERSON, EITHER WHOLLY OR IN PART, WITHOUT WRITTEN CONSENT.

Client
Project
Drawing

University College London
Cruciform Student Hub Project
Proposed Entrance Door Details

Scale
Date

1:20 @ A1
NOV 2012

Status
Drawn

PLANNING
PF

Project N°

494

Drawing N°

494/PL/166

Revision

P1

burwell deakins : architects

t 020 8305 6010
f 020 8305 6020
e info@burwellarchitects.com
w www.burwellarchitects.com
a unit 0.01 california building deals gateway london SE13 7SF