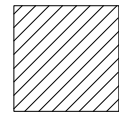
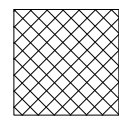
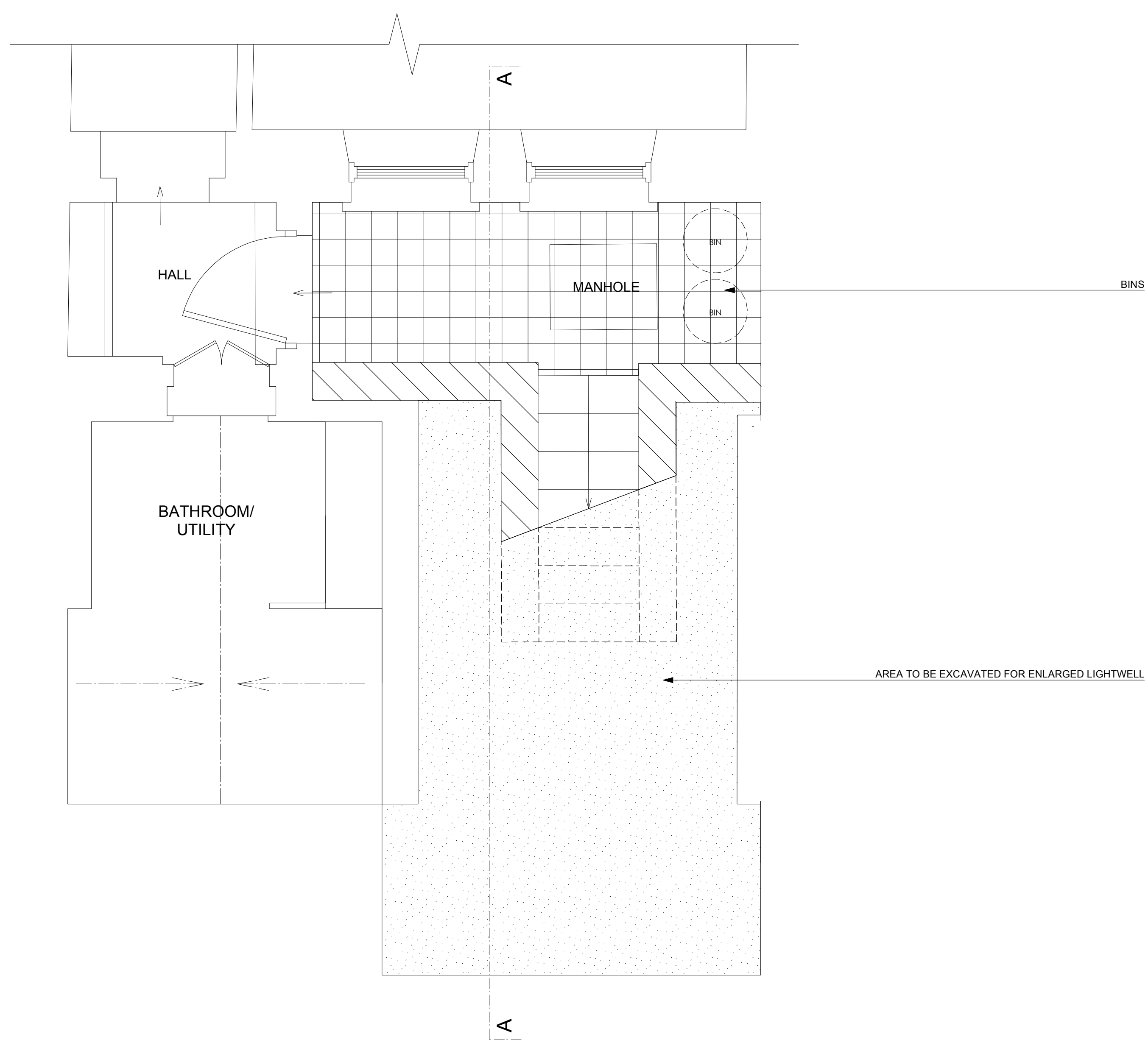
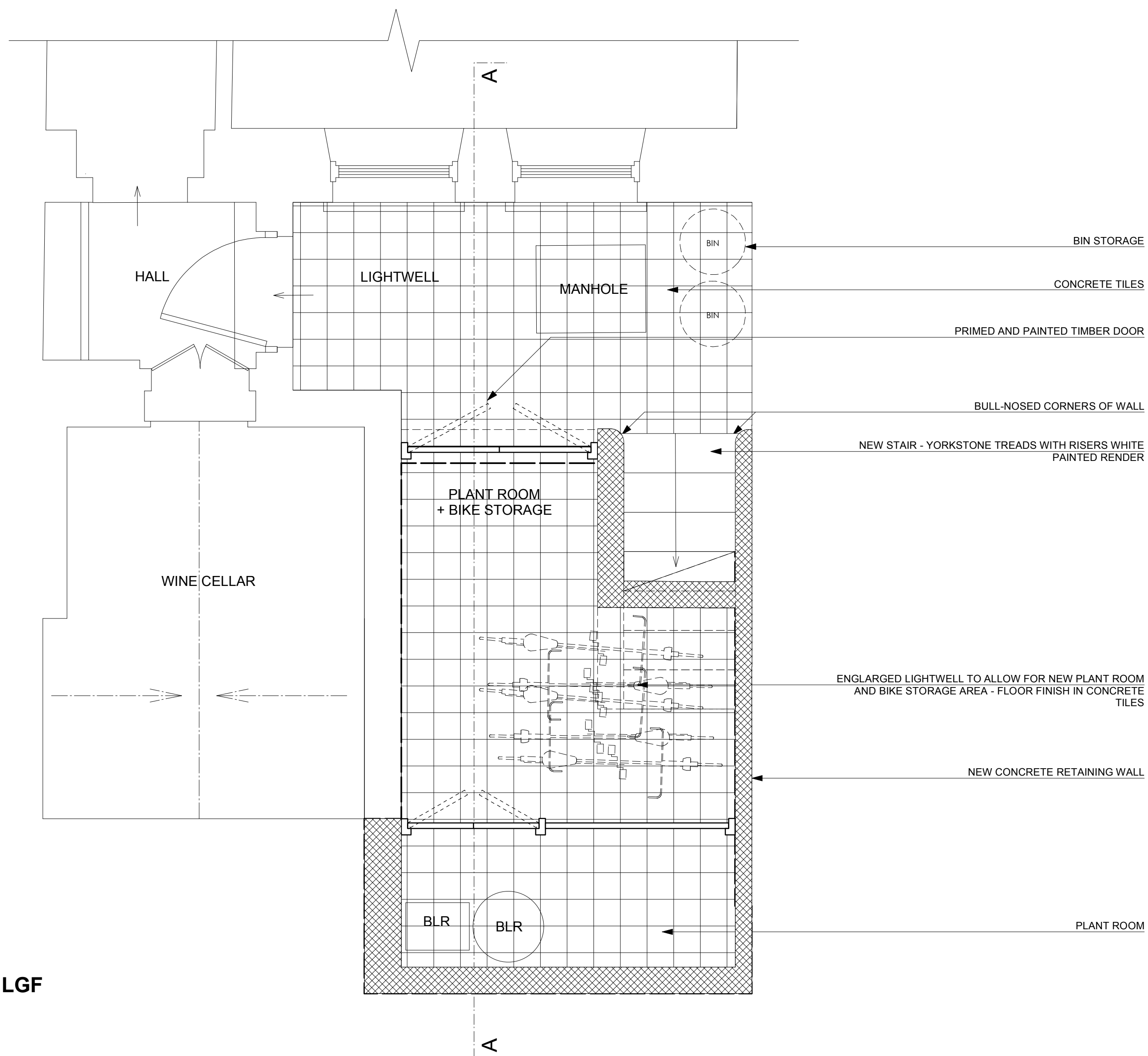
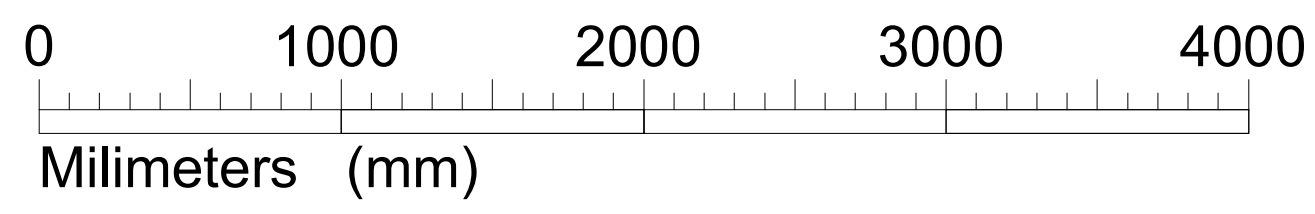


DISCLAIMER:
DO NOT SCALE FROM THESE DRAWINGS FOR ACCURACY. ALL DIMENSIONS AND SPECIFICATIONS SHOULD BE CONFIRMED AT THE SITE AND WITH RELEVANT TECHNICAL DRAWINGS.
THIS DRAWING IS FOR INFORMATION ONLY. IT IS NOT TO BE USED FOR CONSTRUCTION. ANY DISCREPANCY BETWEEN DRAWINGS AND DIMENSIONS ON SITE ARE TO BE BROUGHT TO THE ATTENTION OF THE ARCHITECT PRIOR TO CONSTRUCTION.
TO BE READ IN CONJUNCTION WITH SERVICE ENGINEERS DRAWINGS AND SPECIFICATIONS.
ANY DISCREPANCY BETWEEN DRAWINGS AND DIMENSIONS ON SITE ARE TO BE BROUGHT TO THE ATTENTION OF THE ARCHITECT PRIOR TO CONSTRUCTION.

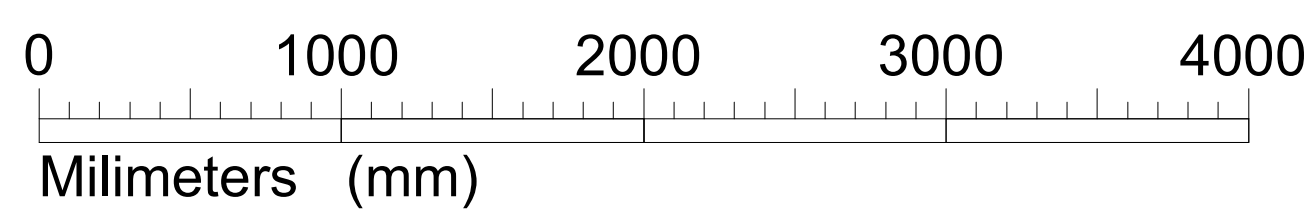
-  INDICATES AREAS TO BE REMOVED
-  INDICATES NEW WALLS TO BE BUILT



**FRONT LIGHTWELL @ LGF
EXISTING**



**FRONT LIGHTWELL/ STORAGE @ LGF
PROPOSED**



N

NOTES

PROJECT: **4 Grove Terrace NW5 1PH**

PROJECT STAGE: **PLANNING**

ISSUE DATE: **07.01.2013**

SCALE: **A1 (1:25) A3 (1:50)**

DOCUMENT NUMBER

PROJECT	DATE	PACKAGE	NUMBER	REV
1028	PLAN		01	EXHIBIT

SUBJECT: **101 EXH/ PR LOWER GROUND FLOOR EXISTING + PROPOSED**

DESIGNER: **GUS GAZZARDI/ TAMARA OPPENHEIMER**

Charles Tashima Architecture
39 Fairmead Road
N194DG London
Landline: +44(0)207 281 2351
Email: info@ct-arch.co.uk
Website: www.ct-arch.co.uk