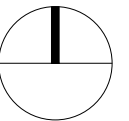


1 Site Location 01
1:200



2 Site Location 02
1:1250



A01 20/12/15 Issue For Planning RC JR

Rev	Date	Description	By	Chkd

Benoy
Design Architecture Masterplanning Interiors Graphics

Client
Zania Universal

Project
New Oxford Street
112-116 New Oxford Street

Drawing Title
Site Location Plan

Drawn By: RC Checked By: JR

Scale: As indicated Date: 09 Nov 2012

Project No.: L4265 Drawing No.: BNY-MA (00)0001 Revision: A01

Status
PLANNING

+44 (0) 207 464 7666
+44 (0) 207 464 7990
e london@benoy.com www.benoy.com

Apartment 01			
GA Level 02	Apartment 01	13.84 m ²	Bedroom
GA Level 02	Apartment 01	4.98 m ²	Bathroom
GA Level 02	Apartment 01	14.79 m ²	Living Area
GA Level 02	Apartment 01	3.15 m ²	Hall
		36.77 m ²	

Apartment 02			
GA Level 02	Apartment 02	20.66 m ²	Living Area
GA Level 02	Apartment 02	16.92 m ²	Bedroom 02
GA Level 02	Apartment 02	3.35 m ²	En Suite 02
GA Level 02	Apartment 02	7.23 m ²	Bathroom
GA Level 02	Apartment 02	6.12 m ²	Kitchen
GA Level 02	Apartment 02	13.34 m ²	Bedroom 01
GA Level 02	Apartment 02	9.64 m ²	Hall
		77.27 m ²	

Apartment 03			
GA Level 03	Apartment 03	13.00 m ²	Bedroom
GA Level 03	Apartment 03	4.98 m ²	Bathroom
GA Level 03	Apartment 03	20.88 m ²	Living Area
		38.86 m ²	

Apartment 04			
GA Level 04	Apartment 04	4.98 m ²	Bathroom
GA Level 04	Apartment 04	15.65 m ²	Living Area
GA Level 04	Apartment 04	11.73 m ²	Bedroom
GA Level 04	Apartment 04	4.46 m ²	Hall
		36.82 m ²	

Apartment 05			
GA Level 04	Apartment 05	20.66 m ²	Living Area
GA Level 04	Apartment 05	16.97 m ²	Bedroom 02
GA Level 04	Apartment 05	3.35 m ²	En Suite 02
GA Level 04	Apartment 05	7.22 m ²	Bathroom
GA Level 04	Apartment 05	6.12 m ²	Kitchen
GA Level 04	Apartment 05	13.69 m ²	Bedroom 01
GA Level 04	Apartment 05	11.62 m ²	Hall
		79.65 m ²	

Apartment 06			
GA Level 05	Apartment 06	11.62 m ²	Hall
GA Level 05	Apartment 06	13.70 m ²	Bedroom 01
GA Level 05	Apartment 06	10.54 m ²	Bathroom
GA Level 05	Apartment 06	5.98 m ²	En Suite 02
GA Level 05	Apartment 06	19.26 m ²	Bedroom 02
GA Level 05	Apartment 06	13.57 m ²	Bedroom 03
GA Level 05	Apartment 06	34.67 m ²	Living Area
GA Level 05	Apartment 06	10.21 m ²	Kitchen
		119.53 m ²	

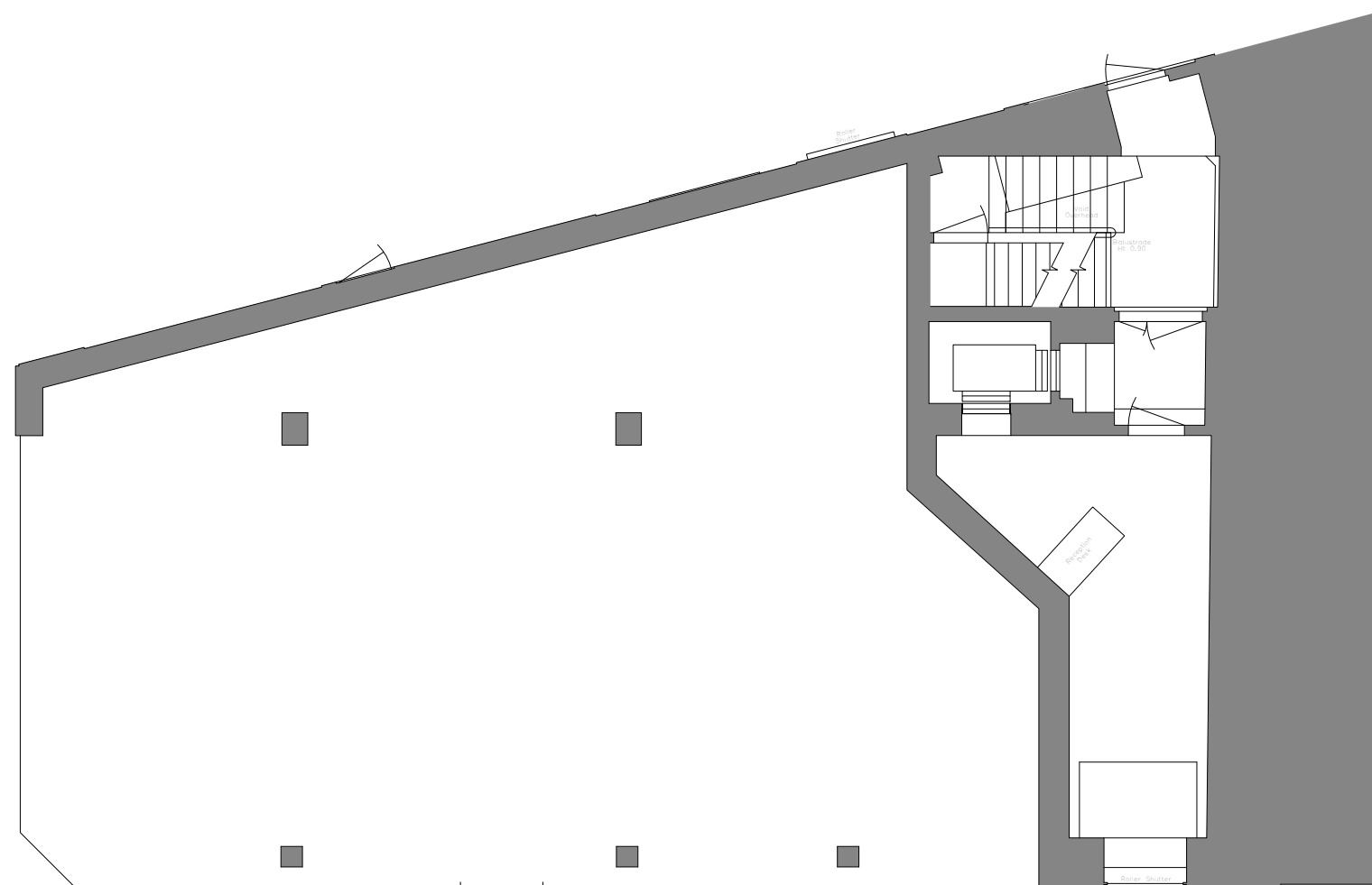
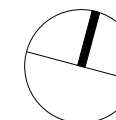
Apartment 07			
GA Level 06	Apartment 07	14.81 m ²	Bedroom 02
GA Level 06	Apartment 07	8.90 m ²	Bathroom
GA Level 06	Apartment 07	13.28 m ²	Hall
GA Level 06	Apartment 07	19.68 m ²	Bedroom 01
GA Level 06	Apartment 07	29.38 m ²	Living Area
GA Level 06	Apartment 07	19.53 m ²	Hidden Terrace
GA Level 06	Apartment 07	6.37 m ²	En Suite 01
GA Level 06	Apartment 07	10.66 m ²	Kitchen
		122.62 m ²	

Apartment 08			
GA Level 07	Apartment 08	13.34 m ²	Bedroom 01
GA Level 07	Apartment 08	13.17 m ²	Hall
GA Level 07	Apartment 08	14.73 m ²	Bedroom 02
GA Level 07	Apartment 08	8.79 m ²	Bathroom
GA Level 07	Apartment 08	29.62 m ²	Living Area
GA Level 07	Apartment 08	5.78 m ²	Kitchen
GA Level 07	Apartment 08	4.53 m ²	En Suite 01
		89.96 m ²	

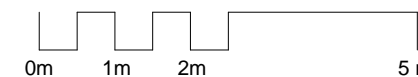
Lobby			
GA Level 00	Lobby	8.57 m ²	Inner
GA Level 00	Lobby	6.81 m ²	Outer
		15.38 m ²	

Rev	Date	Description	By	Chkd
A01	20/12/15	Issue For Planning	RC	JR
A00	14/12/12	Issue For Information	RC	JR

Benoy				
Design Architecture Masterplanning Interiors Graphics				
Client				
Zania Universal				
Project				
New Oxford Street 112-116 New Oxford Street				
Drawing Title				
PROPOSED Area Schedule				
Drawn By		Checked By		
RC		JR		
Scale		Date		
		09 Nov 2012		
Project No.	Drawing No.	Revision		
L4265	BNY-MA (01)0001	A01		
Status				
PLANNING				
www.benoy.com				
t +44 (0) 207 464 7666 f +44 (0) 207 464 7880 e london@benoy.com				



1 EXISTING Level 00
1:50



A01 20/12/15 Issue For Planning RC JR

Rev	Date	Description	By	Chkd



Design Architecture Masterplanning Interiors Graphics

Client
Zania Universal

Project
New Oxford Street
112-116 New Oxford Street

Drawing Title
EXISTING
Ground Floor Plan

Drawn By
RC

Checked By
JR

Scale
1 : 50

Date
20 Dec 2012

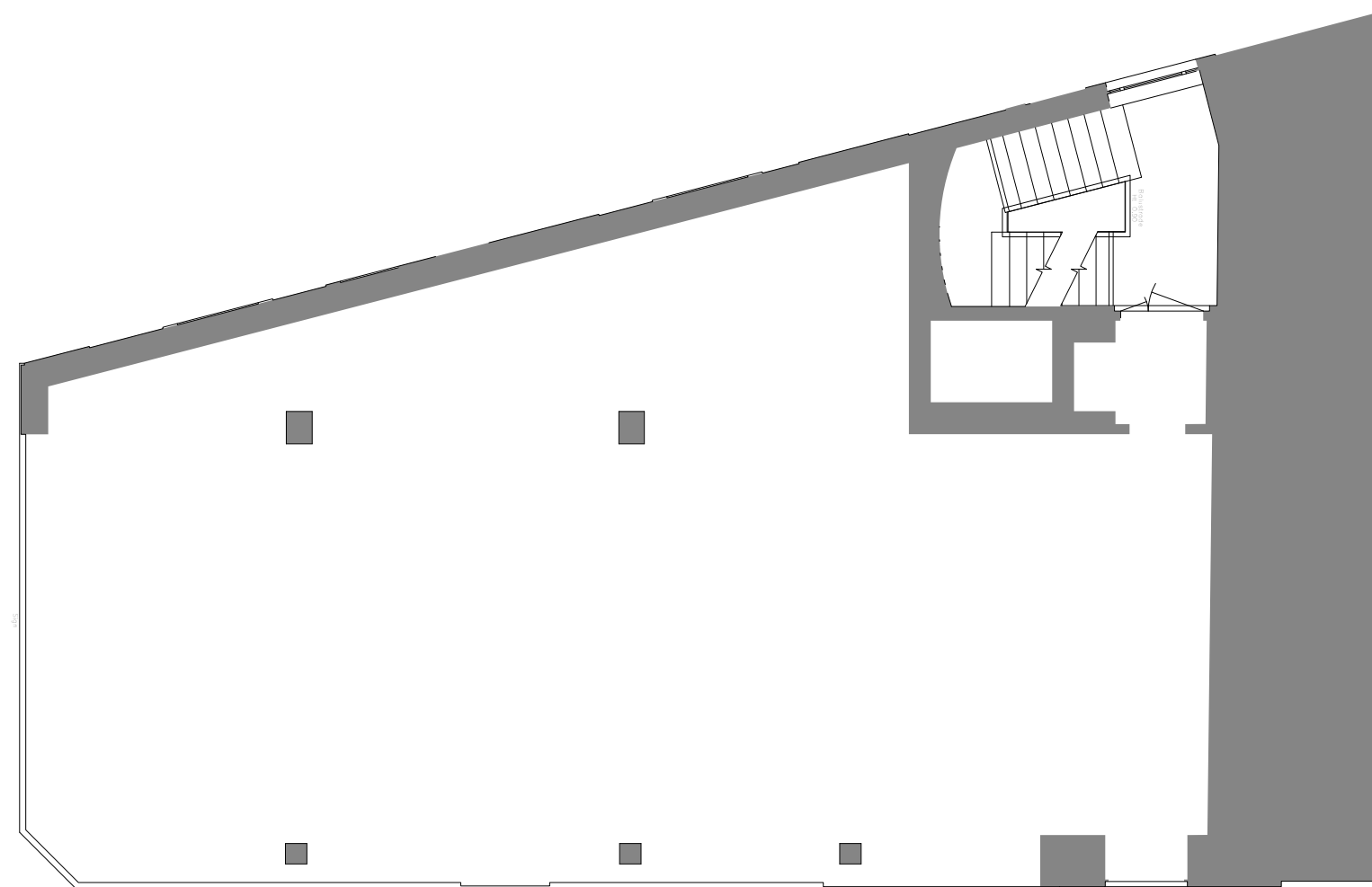
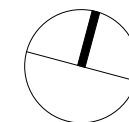
Project No.
L4265

Drawing No.
BNY-MA (02)0001

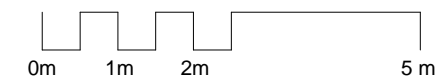
Revision
A01

Status
PLANNING

+44 (0) 207 464 7666
+44 (0) 207 464 7990
e london@benoy.com
www.benoy.com



1 EXISTING Level 01
1:50



A01 20/12/15 Issue For Planning RC JR

Rev	Date	Description	By	Chkd



Design Architecture Masterplanning Interiors Graphics

Client
Zania Universal

Project
New Oxford Street
112-116 New Oxford Street

Drawing Title
EXISTING
First Floor Plan

Drawn By
RC

Checked By
JR

Scale
1 : 50

Date
20 Dec 2012

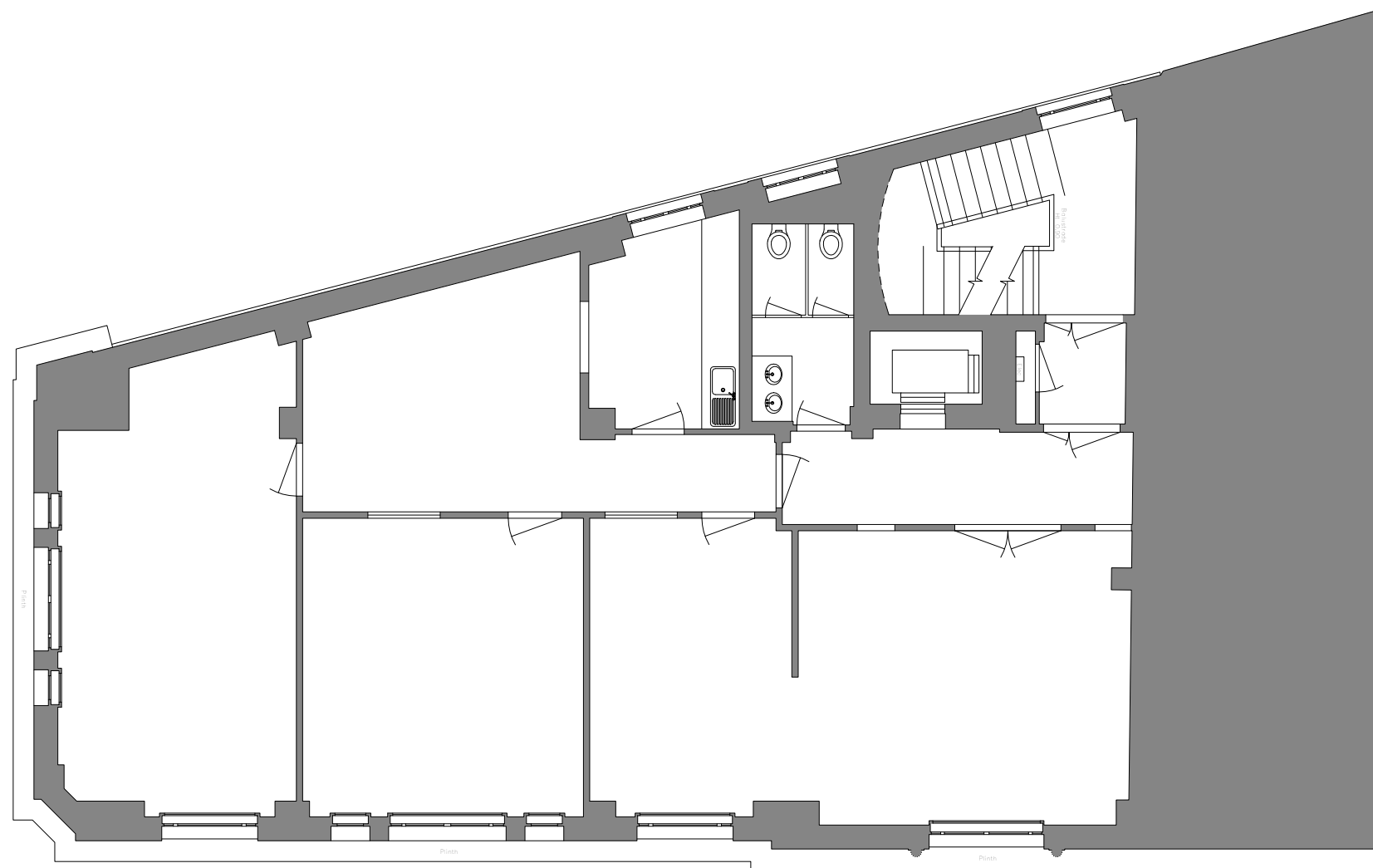
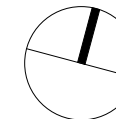
Project No.
L4265

Drawing No.
BNY-MA (02)1001

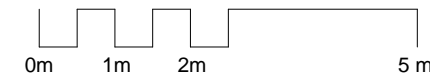
Revision
A01

Status
PLANNING

+44 (0) 207 404 7666
+44 (0) 207 404 7990
e london@benoy.com
www.benoy.com



1 EXISTING Level 02
1 : 50



A01 20/12/15 Issue For Planning RC JR

Rev	Date	Description	By	Chkd



Design Architecture Masterplanning Interiors Graphics

Client
Zania Universal

Project
New Oxford Street
112-116 New Oxford Street

Drawing Title
EXISTING
Second Floor Plan

Drawn By
RC

Checked By
JR

Scale
1 : 50

Date
20 Dec 2012

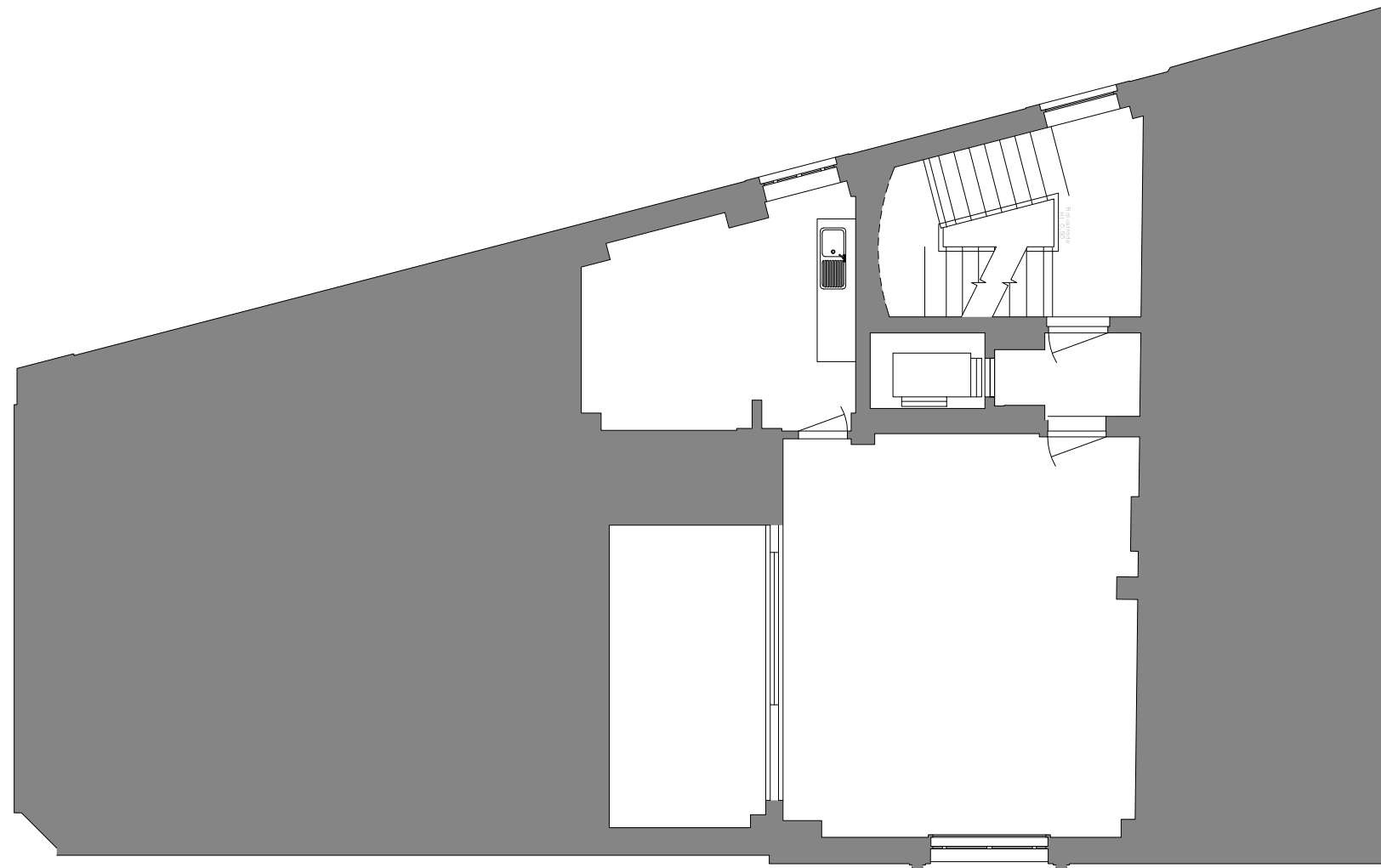
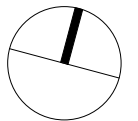
Project No.
L4265

Drawing No.
BNY-MA (02)2001

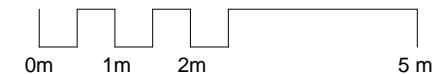
Revision
A01

Status
PLANNING

+44 (0) 207 464 7666
+44 (0) 207 464 7990
e london@benoy.com
www.benoy.com



1 EXISTING Level 03
(2)A&B1 1:50



A01 20/12/15 Issue For Planning RC JR

Rev	Date	Description	By	Chkd



Design Architecture Masterplanning Interiors Graphics

Client
 Zania Universal

Project
 New Oxford Street
 112-116 New Oxford Street

Drawing Title
 EXISTING
 Third Floor Plan

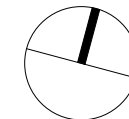
Drawn By RC	Checked By JR
----------------	------------------

Scale 1 : 50	Date 20 Dec 2012
-----------------	---------------------

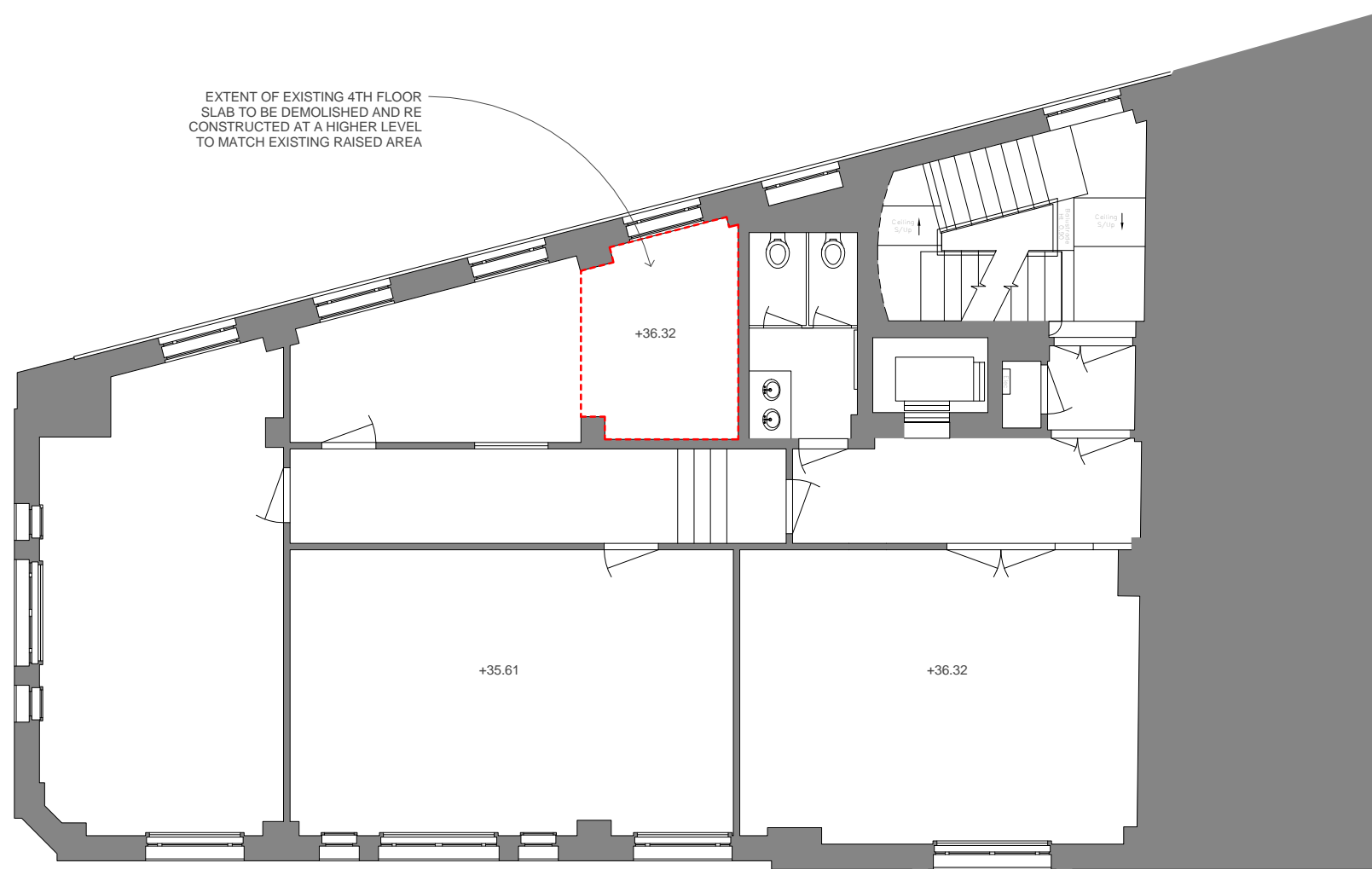
Project No. L4265	Drawing No. BNY-MA (02)3001 A01	Revision
----------------------	------------------------------------	----------

Status
PLANNING

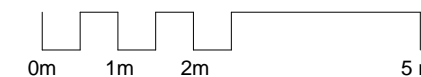
+44 (0) 207 464 7666
 +44 (0) 207 464 7990
 e london@benoy.com
 www.benoy.com



EXTENT OF EXISTING 4TH FLOOR
SLAB TO BE DEMOLISHED AND RE
CONSTRUCTED AT A HIGHER LEVEL
TO MATCH EXISTING RAISED AREA



1 EXISTING Level 04
21/A01 1 : 50



A01	20/12/15	Issue For Planning	RC	JR
A00	14/12/12	Issue For Information	RC	JR

Rev	Date	Description	By	Chkd
-----	------	-------------	----	------

Benoy

Design Architecture Masterplanning Interiors Graphics

Client
Zania Universal

Project
**New Oxford Street
112-116 New Oxford Street**

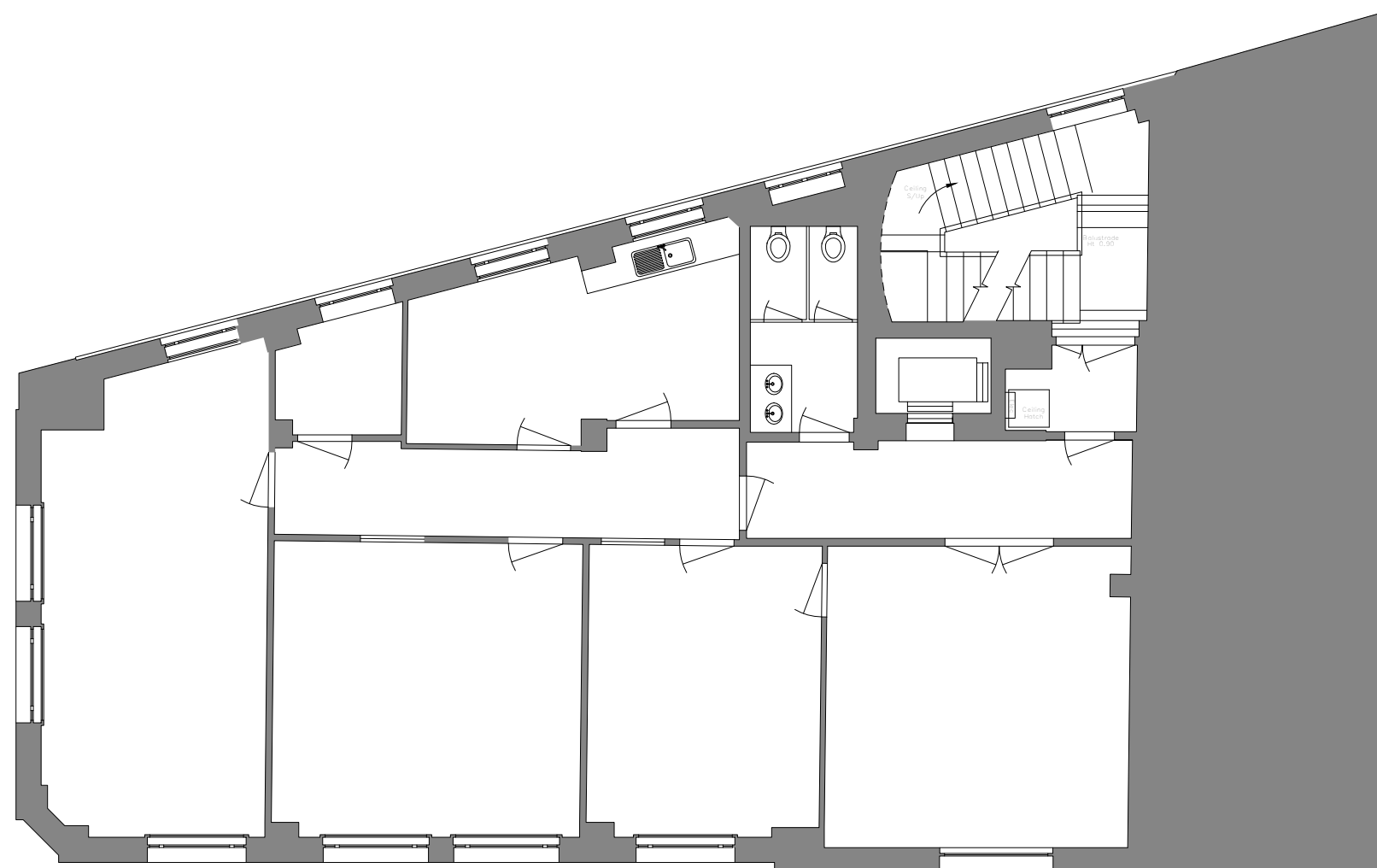
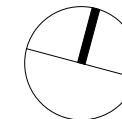
Drawing Title
**EXISTING
Fourth Floor Plan**

Drawn By RC	Checked By JR
Scale 1 : 50 @ A1	Date 09 Nov 2012

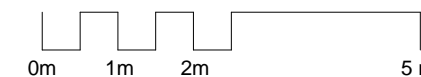
Project No. L4265	Drawing No. BNY-MA (02)4001	Revision A01
-----------------------------	---------------------------------------	------------------------

Status
PLANNING

t +44 (0) 207 464 7666
f +44 (0) 207 464 7990
e london@benoy.com
www.benoy.com



1 EXISTING Level 05
(2)AA01 1:50



A01 20/12/15 Issue For Planning RC JR

Rev	Date	Description	By	Chkd



Design Architecture Masterplanning Interiors Graphics

Client
Zania Universal

Project
New Oxford Street
112-116 New Oxford Street

Drawing Title
EXISTING
Fifth Floor Plan

Drawn By
RC

Checked By
JR

Scale
1:50

Date
12/20/12

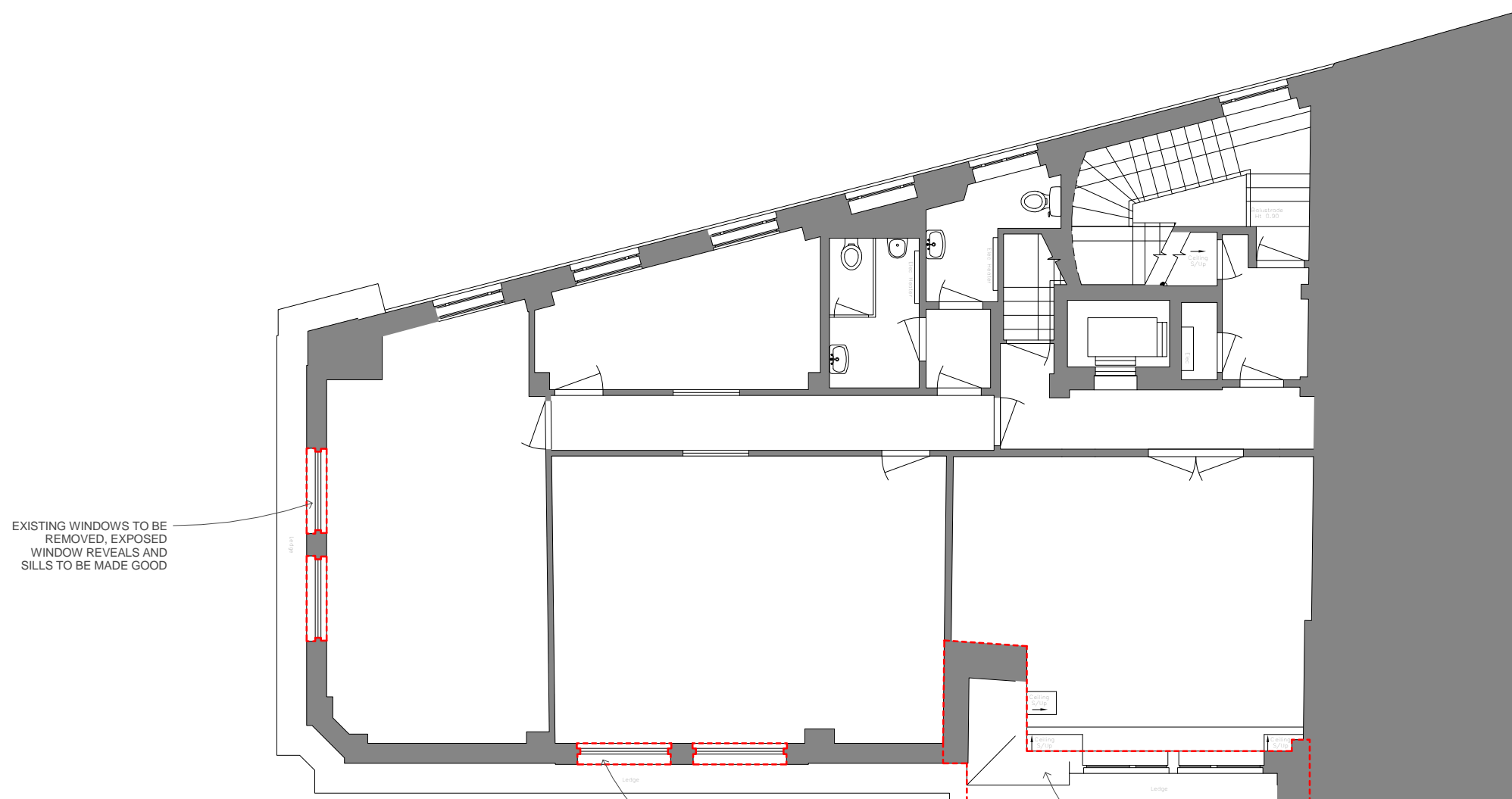
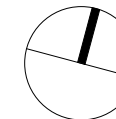
Project No.
L4265

Drawing No.
BNY-MA (02)5001

Revision
A01

Status
PLANNING

+44 (0) 207 464 7666
+44 (0) 207 464 7990
e london@benoy.com
www.benoy.com

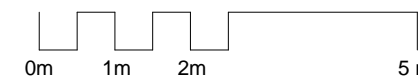


EXISTING WINDOWS TO BE REMOVED, EXPOSED WINDOW REVEALS AND SILLS TO BE MADE GOOD

EXISTING WINDOWS TO BE REMOVED, EXPOSED WINDOW REVEALS AND SILLS TO BE MADE GOOD

DORMER WINDOWS AND SLOPING ROOF CONSTRUCTION TO BE DEMOLISHED. ALL EXPOSED AREAS MADE GOOD FOR NEW CONSTRUCTION

1 EXISTING Level 06
1:50



A01 20/12/15 Issue For Planning RC JR

Rev	Date	Description	By	Chkd



Design Architecture Masterplanning Interiors Graphics

Client
Zania Universal

Project
New Oxford Street
112-116 New Oxford Street

Drawing Title
EXISTING
Sixth Floor Plan

Drawn By
RC

Checked By
JR

Scale
1 : 50 @ A1

Date
09 Nov 2012

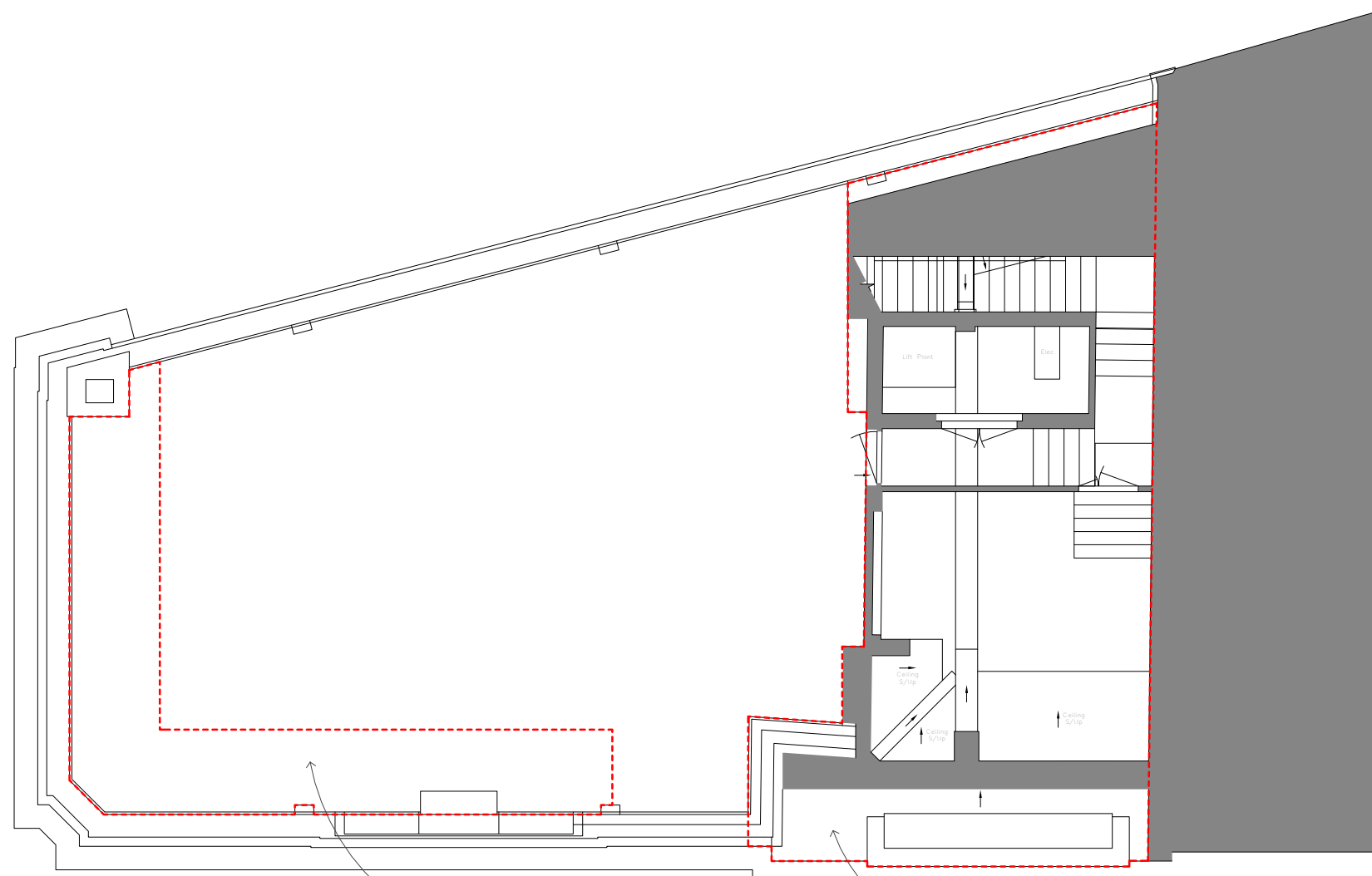
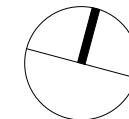
Project No.
L4265

Drawing No.
BNY-MA (02)6001

Revision
A01

Status
PLANNING

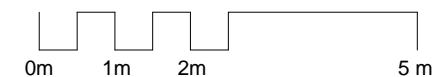
+44 (0) 207 464 7666
+44 (0) 207 464 7990
e london@benoy.com
www.benoy.com



EXISTING ROOF SLAB TO BE REMOVED AROUND PERIMETER

EXTENT OF EXISTING ROOF CONSTRUCTION TO BE DEMOLISHED. ALL EXPOSED AREAS MADE GOOD FOR NEW CONSTRUCTION

1 EXISTING Level 07
1:50



A01 20/12/15 Issue For Planning RC JR

Rev	Date	Description	By	Chkd



Design Architecture Masterplanning Interiors Graphics

Client
Zania Universal

Project
New Oxford Street
112-116 New Oxford Street

Drawing Title
EXISTING
Seventh Floor Plan

Drawn By
RC

Checked By
JR

Scale
1 : 50 @ A1

Date
09 Nov 2012

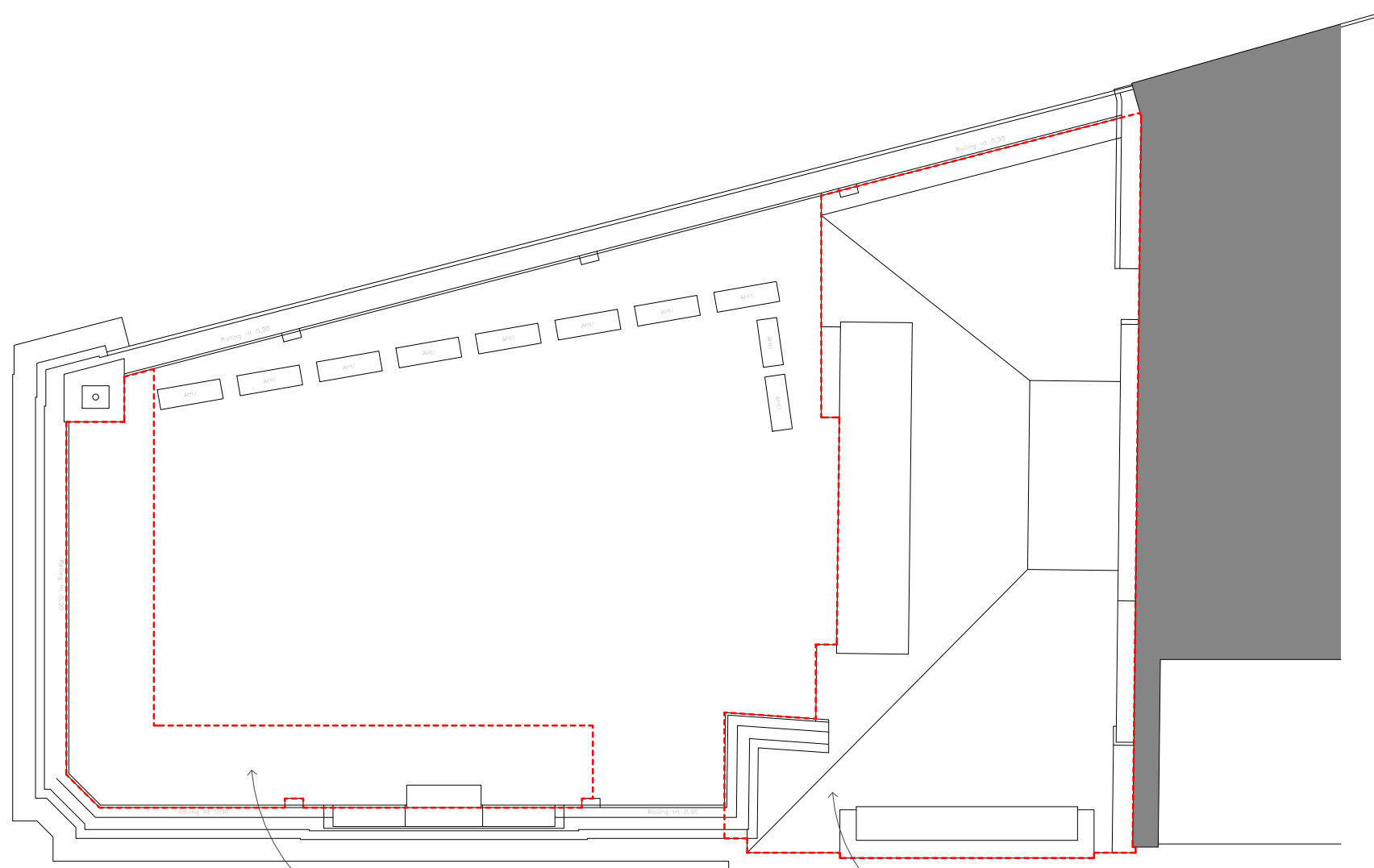
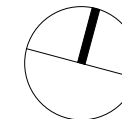
Project No.
L4265

Drawing No.
BNY-MA (02)7001

Revision
A01

Status
PLANNING

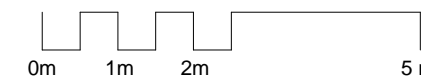
+44 (0) 207 464 7666
+44 (0) 207 464 7990
e london@benoy.com
www.benoy.com



EXISTING ROOF SLAB TO BE REMOVED AROUND PERIMETER

EXTENT OF EXISTING ROOD CONSTRUCTION TO BE DEMOLISHED . ALL EXPOSED AREAS MADE GOOD FOR NEW CONSTRUCTION

1 EXISTING Roof 1 : 50
(21A401)



A01 20/12/15 Issue For Planning RC JR

Rev	Date	Description	By	Chkd



Client
Zania Universal

Project
New Oxford Street
112-116 New Oxford Street

Drawing Title
EXISTING
Roof Plan

Drawn By
RC

Checked By
JR

Scale
1 : 50 @ A1

Date
09 Nov 2012

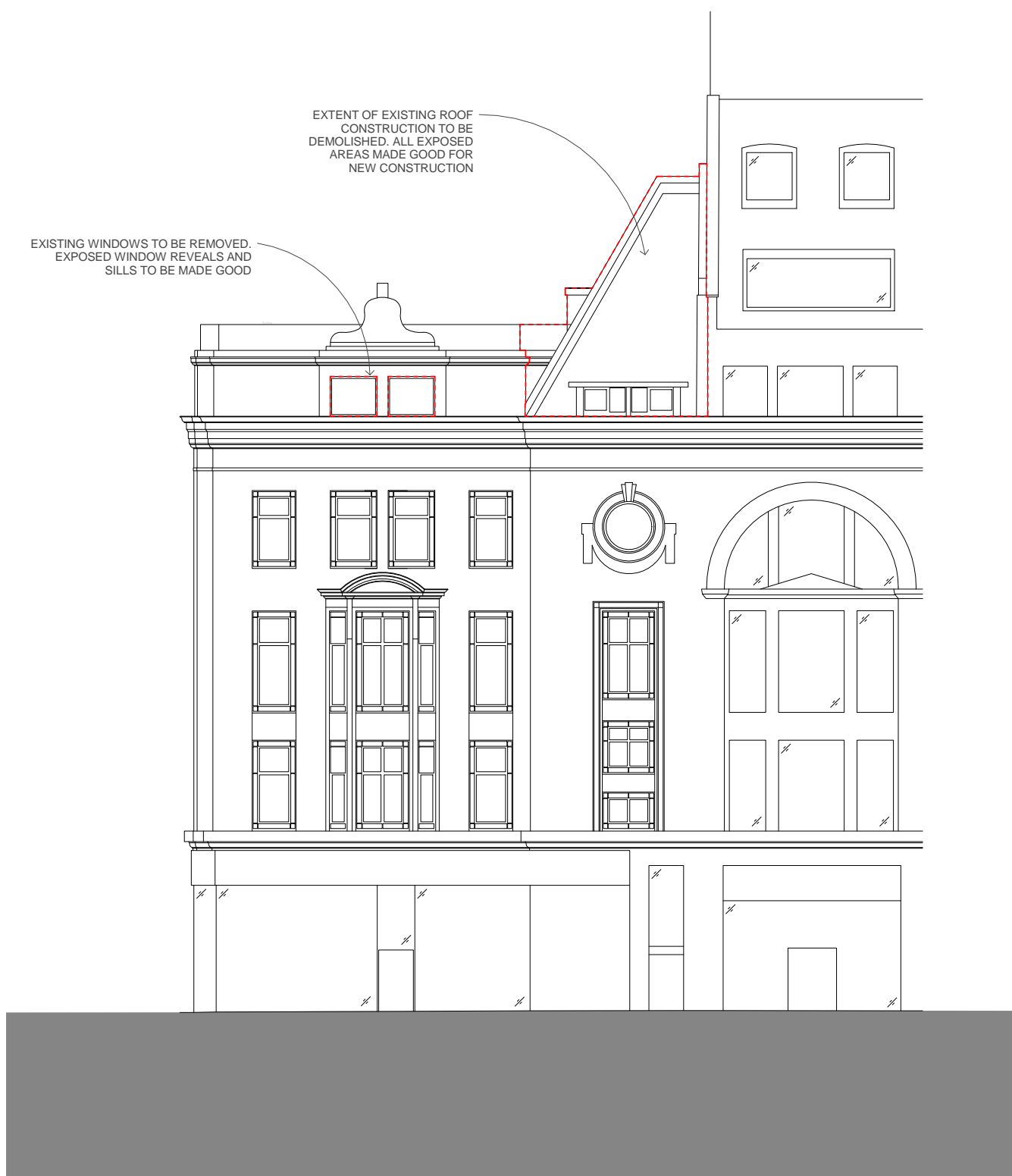
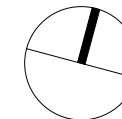
Project No.
L4265

Drawing No.
BNY-MA (02)9001

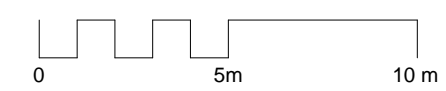
Revision
A01

Status
PLANNING

+44 (0) 207 404 7666
+44 (0) 207 404 7990
e london@benoy.com
www.benoy.com



1 EXISTING South Elevation
1:100



A01 20/12/15 Issue For Planning RC JR

Rev	Date	Description	By	Chkd



Client
Zania Universal

Project
New Oxford Street
112-116 New Oxford Street

Drawing Title
EXISTING
South Elevation

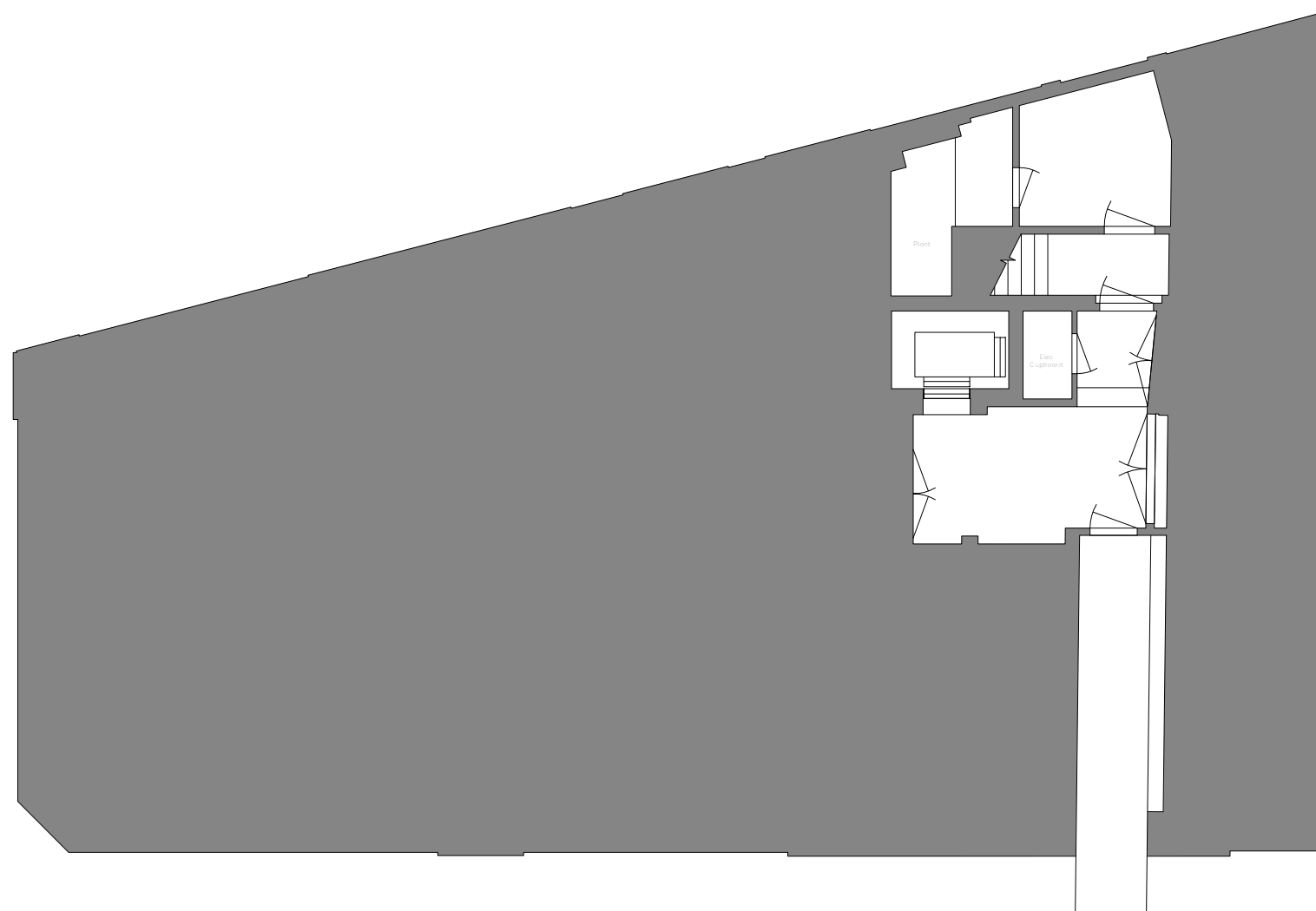
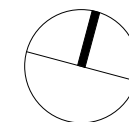
Drawn By: RC
Checked By: JR

Scale: 1:100 @ A1
Date: 09 Nov 2012

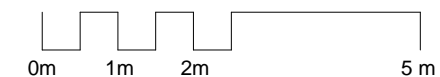
Project No.: L4265
Drawing No.: BNY-MA (02)AA01
Revision: A01

Status
PLANNING

+44 (0) 207 464 7666
+44 (0) 207 464 7990
e london@benoy.com
www.benoy.com



1 EXISTING Level B1
1 : 50



A01 20/12/15 Issue For Planning RC JR

Rev	Date	Description	By	Chkd

Benoy
Design Architecture Masterplanning Interiors Graphics

Client
Zania Universal

Project
**New Oxford Street
112-116 New Oxford Street**

Drawing Title
**EXISTING
Basement Floor Plan**

Drawn By RC	Checked By JR
-----------------------	-------------------------

Scale 1 : 50	Date 20 Dec 2012
------------------------	----------------------------

Project No. L4265	Drawing No. BNY-MA (02)B101	Revision A01
-----------------------------	---------------------------------------	------------------------

Status
PLANNING

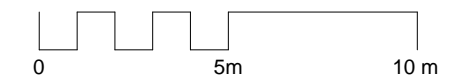
+44 (0) 207 464 7666
+44 (0) 207 464 7990
e london@benoy.com
www.benoy.com



1 EXISTING West Elevation
1:100



2 EXISTING North Elevation
1:100



A01 20/12/15 Issue For Planning RC JR

Rev	Date	Description	By	Chkd



Design Architecture Masterplanning Interiors Graphics

Client
Zania Universal

Project
New Oxford Street
112-116 New Oxford Street

Drawing Title
EXISTING
West/North Elevation

Drawn By
RC

Checked By
JR

Scale
1 : 100 @ A1

Date
09 Nov 2012

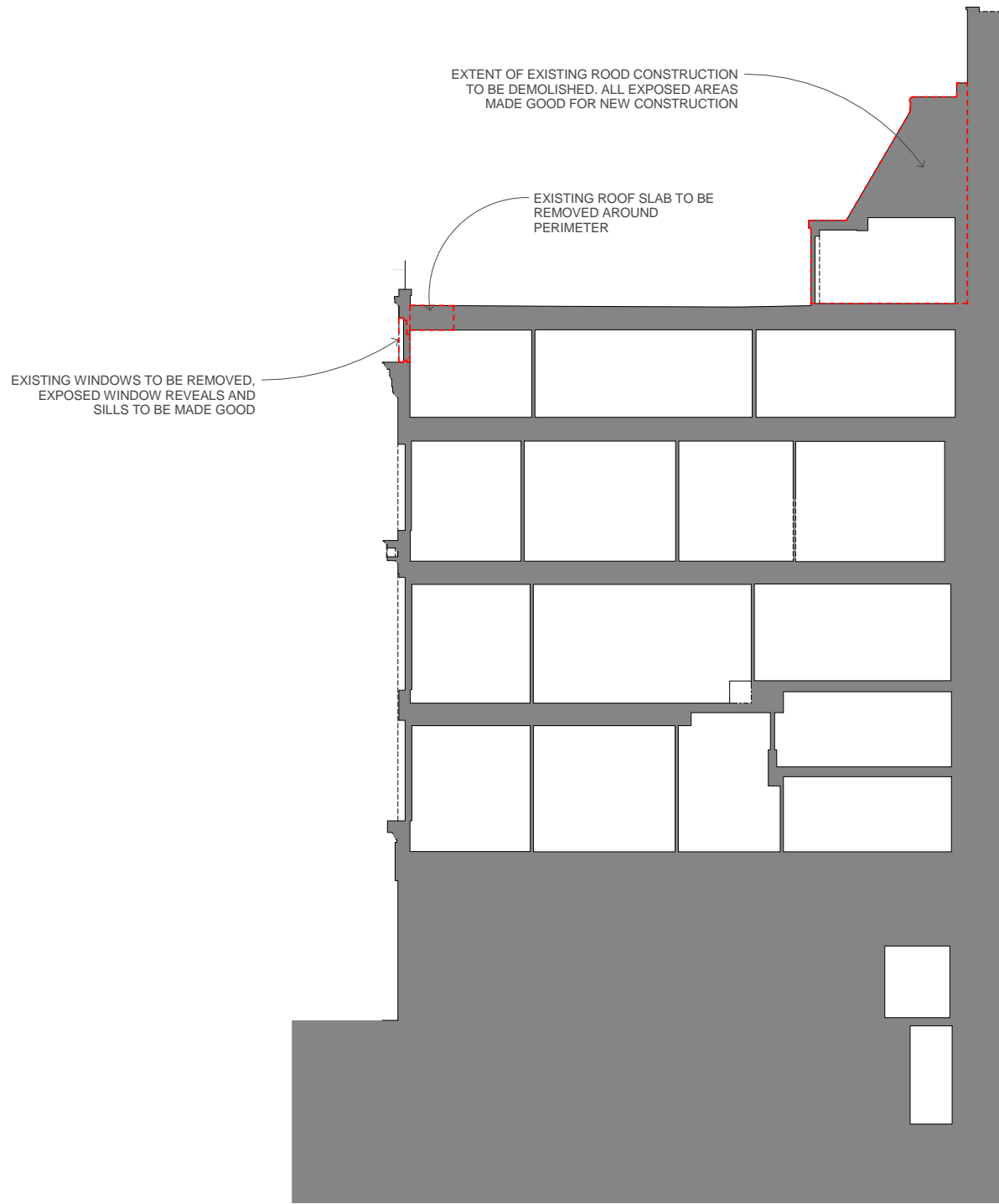
Project No.
L4265

Drawing No.
BNY-MA (02)BB01 A01

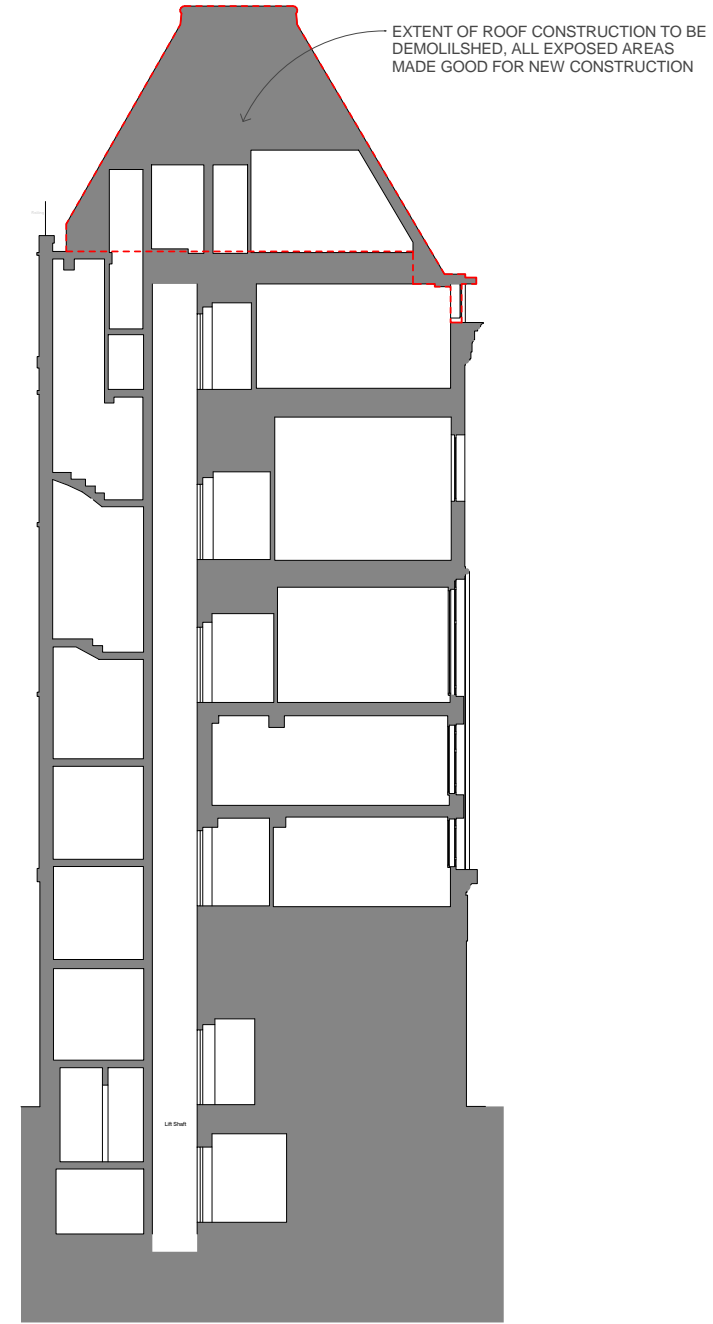
Revision

Status
PLANNING

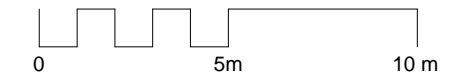
+44 (0) 207 464 7666
+44 (0) 207 464 7890
e london@benoy.com
www.benoy.com



1 EXISTING Section AA
1:100




2 EXISTING Section BB
1:100



A01 20/12/15 Issue For Planning RC JR

Rev	Date	Description	By	Chkd



Client
Zania Universal

Project
New Oxford Street
112-116 New Oxford Street

Drawing Title
EXISTING
Section AA/BB

Drawn By: RC
Checked By: JR

Scale: 1:100 @ A1
Date: 09 Nov 2012

Project No.: L4265
Drawing No.: BNY-MA (02)CC01 A01
Revision:

Status
PLANNING

+44 (0) 207 464 7666
+44 (0) 207 464 7890
e london@benoy.com
www.benoy.com



A01 20/12/15 Issue For Planning RC JR

Rev	Date	Description	By	Chk'd

Benoy
 Design Architecture Masterplanning Interiors Graphics

Client
 Zania Universal

Project
 New Oxford Street
 112-116 New Oxford Street

Drawing Title
PROPOSED
 Photomontage 01

Drawn By	Checked By
RC	JR

Scale	Date
	12/19/12

Project No.	Drawing No.	Revision
L4265	BNY-MA (03)0001	A01

Status
PLANNING

1 +44 (0) 207 404 7666
 t +44 (0) 207 404 7990
 e london@benoy.com
 www.benoy.com



A01 20/12/15 Issue For Planning RC JR

Rev	Date	Description	By	Chk'd



Design Architecture Masterplanning Interiors Graphics

Client
Zania Universal

Project
New Oxford Street
112-116 New Oxford Street

Drawing Title
PROPOSED
Photomontage 02

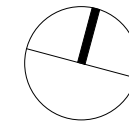
Drawn By	Checked By
RC	JR

Scale	Date
	09 Nov 2012

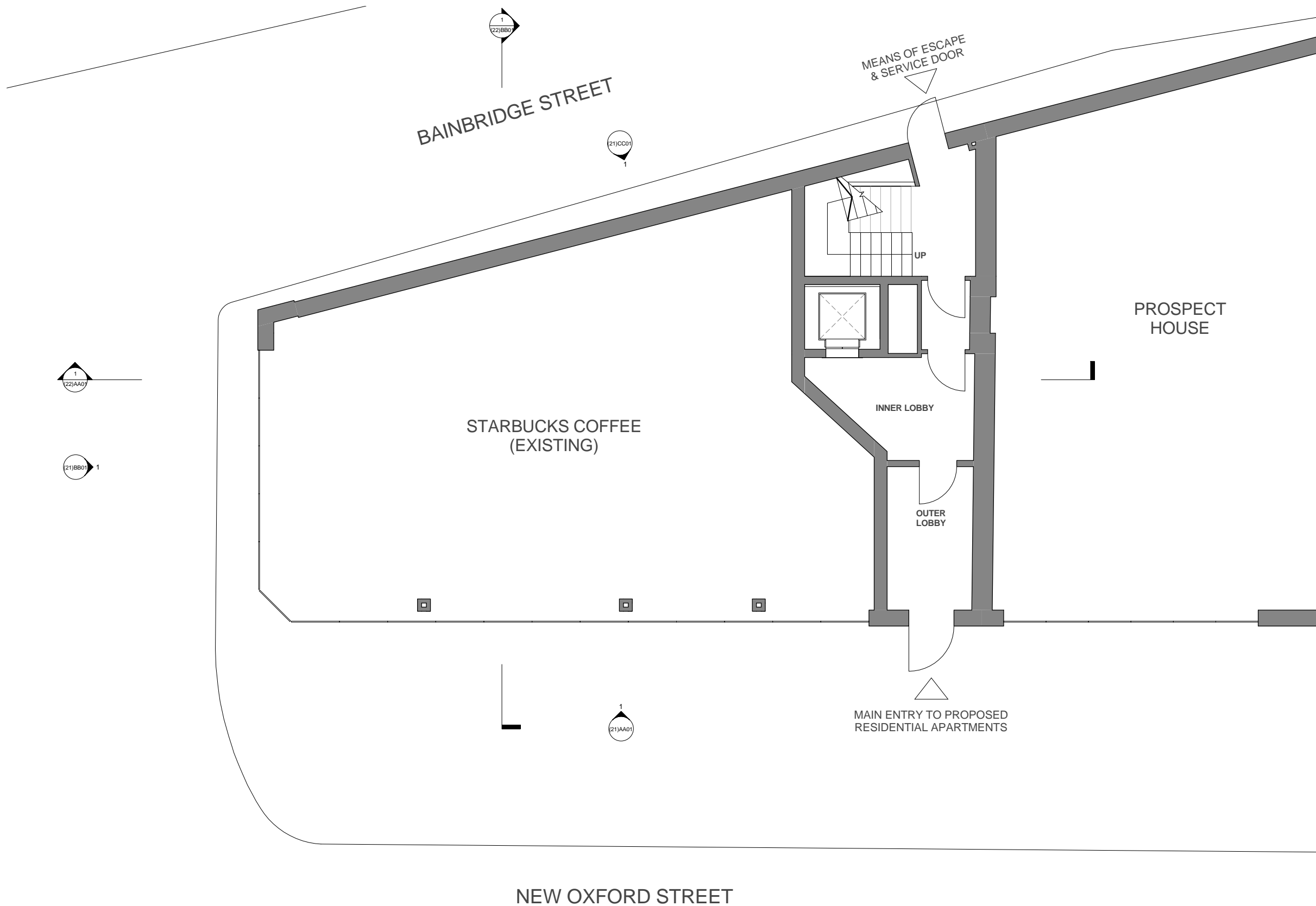
Project No.	Drawing No.	Revision
L4265	BNY-MA (03)0002	A01

Status
PLANNING

www.benoy.com
t +44 (0) 207 404 7666
f +44 (0) 207 404 7990
e london@benoy.com



Lobby (GIA)		
Number	Area	Name
Lobby	8.57 m ²	Inner
Lobby	6.81 m ²	Outer



1 GA Level 00
(21)AA01 1:50

A01	20/12/15	Issue For Planning	RC	JR
A00	14/12/12	Issue For Information	RC	JR

Rev	Date	Description	By	Chkd



Design Architecture Masterplanning Interiors Graphics

Client
Zania Universal

Project
New Oxford Street
112-116 New Oxford Street

Drawing Title
PROPOSED
Ground Floor Plan

Drawn By
RC

Checked By
JR

Scale
1 : 50 @ A1

Date
14 Dec 2012

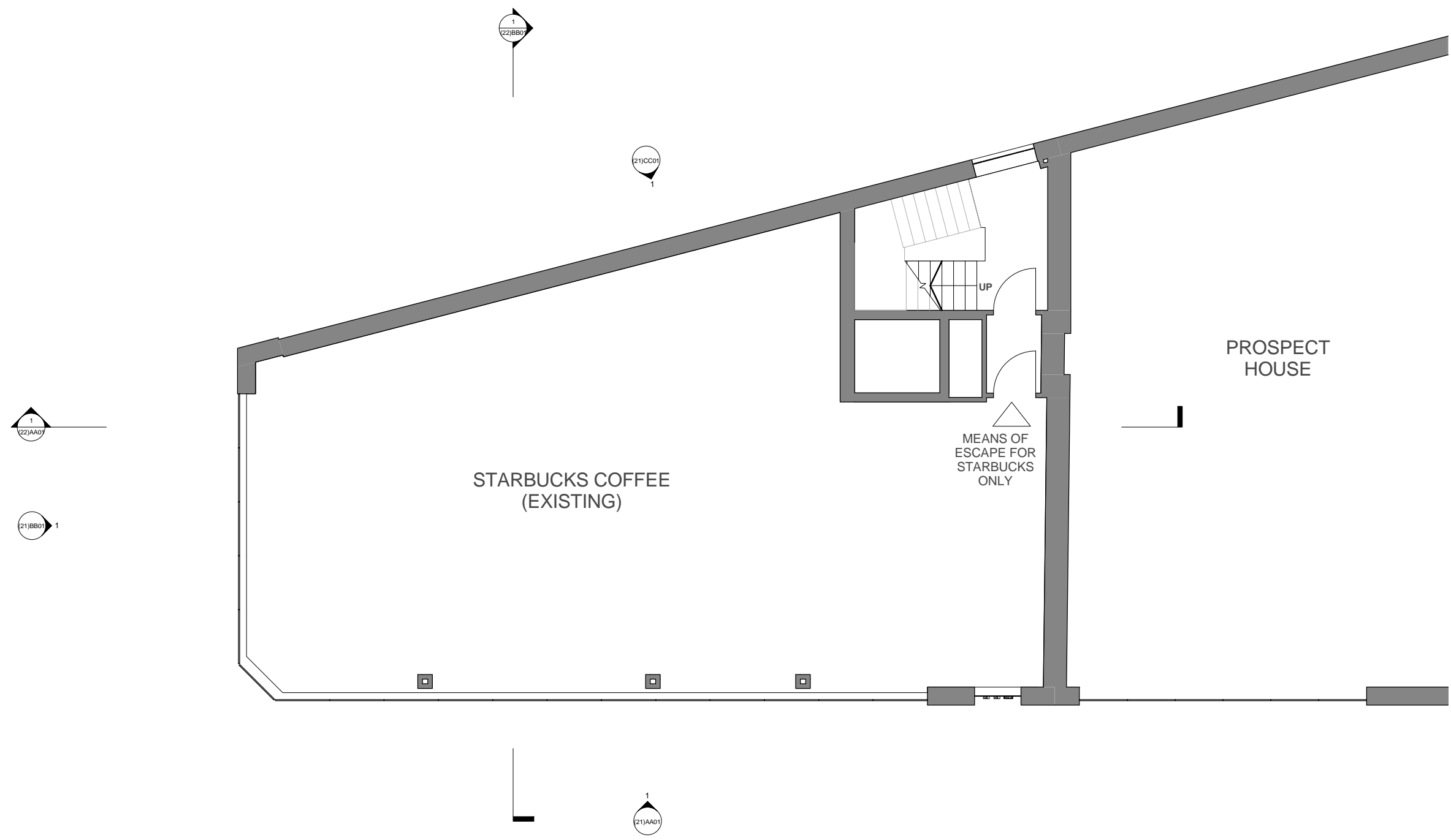
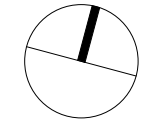
Project No.
L4265

Drawing No.
BNY-MA (20)0001

Revision
A01

Status
PLANNING

1 +44 (0) 207 464 7666
1 +44 (0) 207 464 7990
e london@benoy.com
www.benoy.com



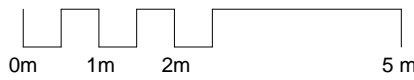
STARBUCKS COFFEE
(EXISTING)

PROSPECT
HOUSE

MEANS OF
ESCAPE FOR
STARBUCKS
ONLY

UP

1 GA Level 01
(21)AA01 1:50



A01	20/12/15	Issue For Planning	RC	JR
A00	14/12/12	Issue For Information	RC	JR

Rev	Date	Description	By	Chkd
-----	------	-------------	----	------



Design Architecture Masterplanning Interiors Graphics

Client
Zania Universal

Project
New Oxford Street
112-116 New Oxford Street

Drawing Title
PROPOSED
First Floor Plan

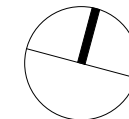
Drawn By RC	Checked By JR
----------------	------------------

Scale 1 : 50 @ A1	Date 14 Dec 2012
----------------------	---------------------

Project No. L4265	Drawing No. BNY-MA (20)1001	Revision A01
----------------------	--------------------------------	-----------------

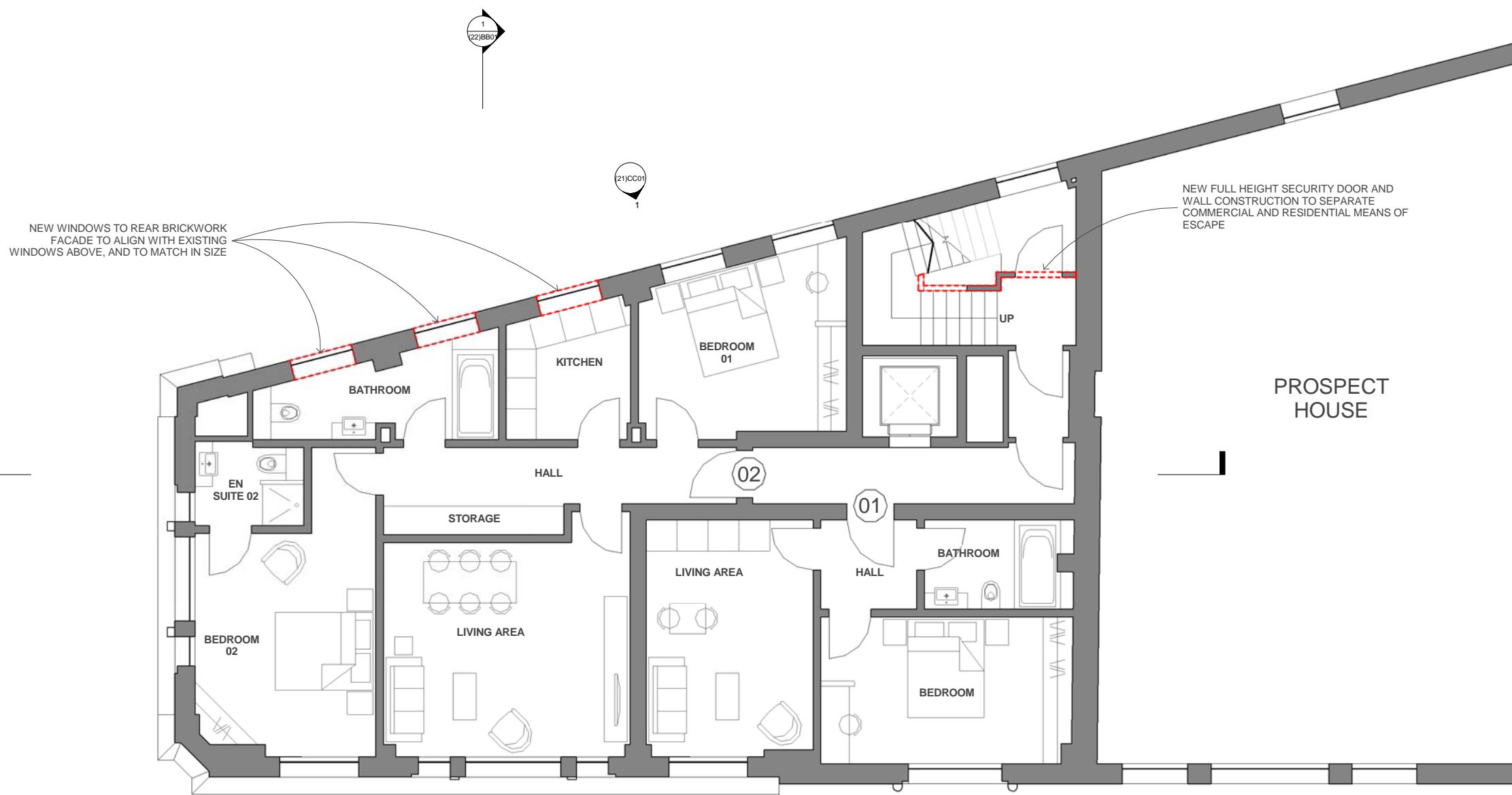
Status
PLANNING

+44 (0) 207 464 7666
+44 (0) 207 464 7990
e london@benoy.com
www.benoy.com



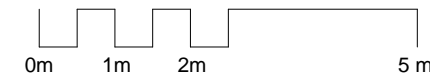
Apartment 01 (GIA)		
Number	Area	Name
Apartment 01	4.98 m ²	Bathroom
Apartment 01	13.84 m ²	Bedroom
Apartment 01	3.15 m ²	Hall
Apartment 01	14.79 m ²	Living Area
		36.77 m ²

Apartment 02 (GIA)		
Number	Area	Name
Apartment 02	7.23 m ²	Bathroom
Apartment 02	13.34 m ²	Bedroom 01
Apartment 02	16.92 m ²	Bedroom 02
Apartment 02	3.35 m ²	En Suite 02
Apartment 02	9.64 m ²	Hall
Apartment 02	6.12 m ²	Kitchen
Apartment 02	20.66 m ²	Living Area
		77.27 m ²



PROSPECT HOUSE

1 GA Level 02
1:50



A01	20/12/15	Issue For Planning	RC	JR
A00	14/12/12	Issue For Information	RC	JR

Rev	Date	Description	By	Chkd

Benoy

Design Architecture Masterplanning Interiors Graphics

Client
Zania Universal

Project
**New Oxford Street
112-116 New Oxford Street**

Drawing Title
**PROPOSED
Second Floor Plan**

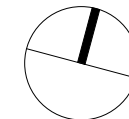
Drawn By: **RC** Checked By: **JR**

Scale: **1 : 50 @ A1** Date: **09 Nov 2012**

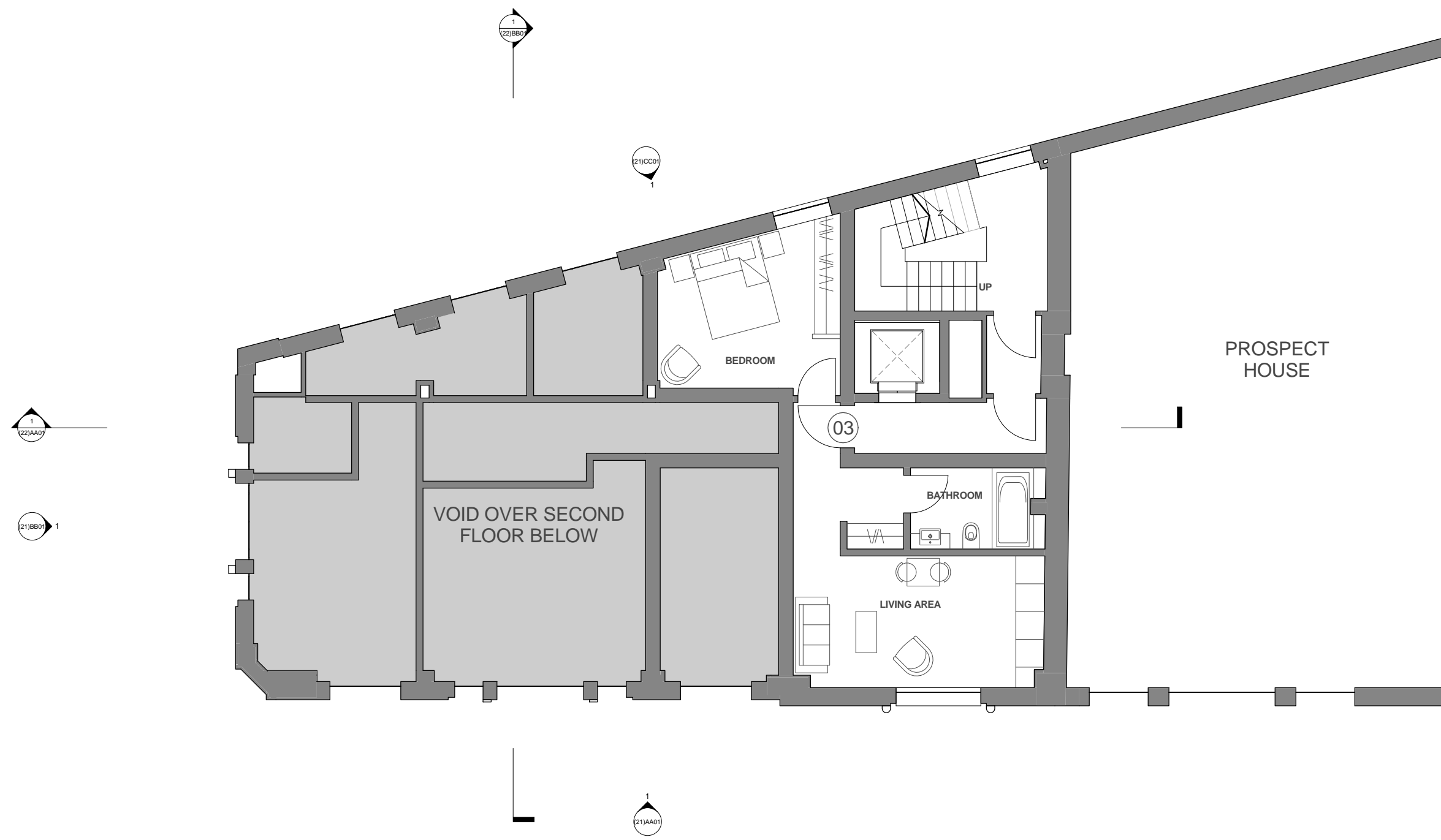
Project No.: **L4265** Drawing No.: **BNY-MA (20)2001 A01** Revision:

Status
PLANNING

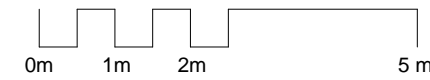
t +44 (0) 207 464 7666
f +44 (0) 207 464 7890
e london@benoy.com
www.benoy.com



Apartment 03 (GIA)		
Number	Area	Name
Apartment 03	4.98 m ²	Bathroom
Apartment 03	13.00 m ²	Bedroom
Apartment 03	20.88 m ²	Living Area
		38.86 m ²



1 GA Level 03
(21)AA01 1:50



A01	20/12/15	Issue For Planning	RC	JR
A00	14/12/12	Issue For Information	RC	JR

Rev	Date	Description	By	Chkd

Benoy
Design Architecture Masterplanning Interiors Graphics

Client
Zania Universal

Project
New Oxford Street
112-116 New Oxford Street

Drawing Title
**PROPOSED
Third Floor Plan**

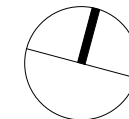
Drawn By: RC | Checked By: JR

Scale: 1 : 50 @ A1 | Date: 09 Nov 2012

Project No.: L4265 | Drawing No.: BNY-MA (20)3001 | Revision: A01


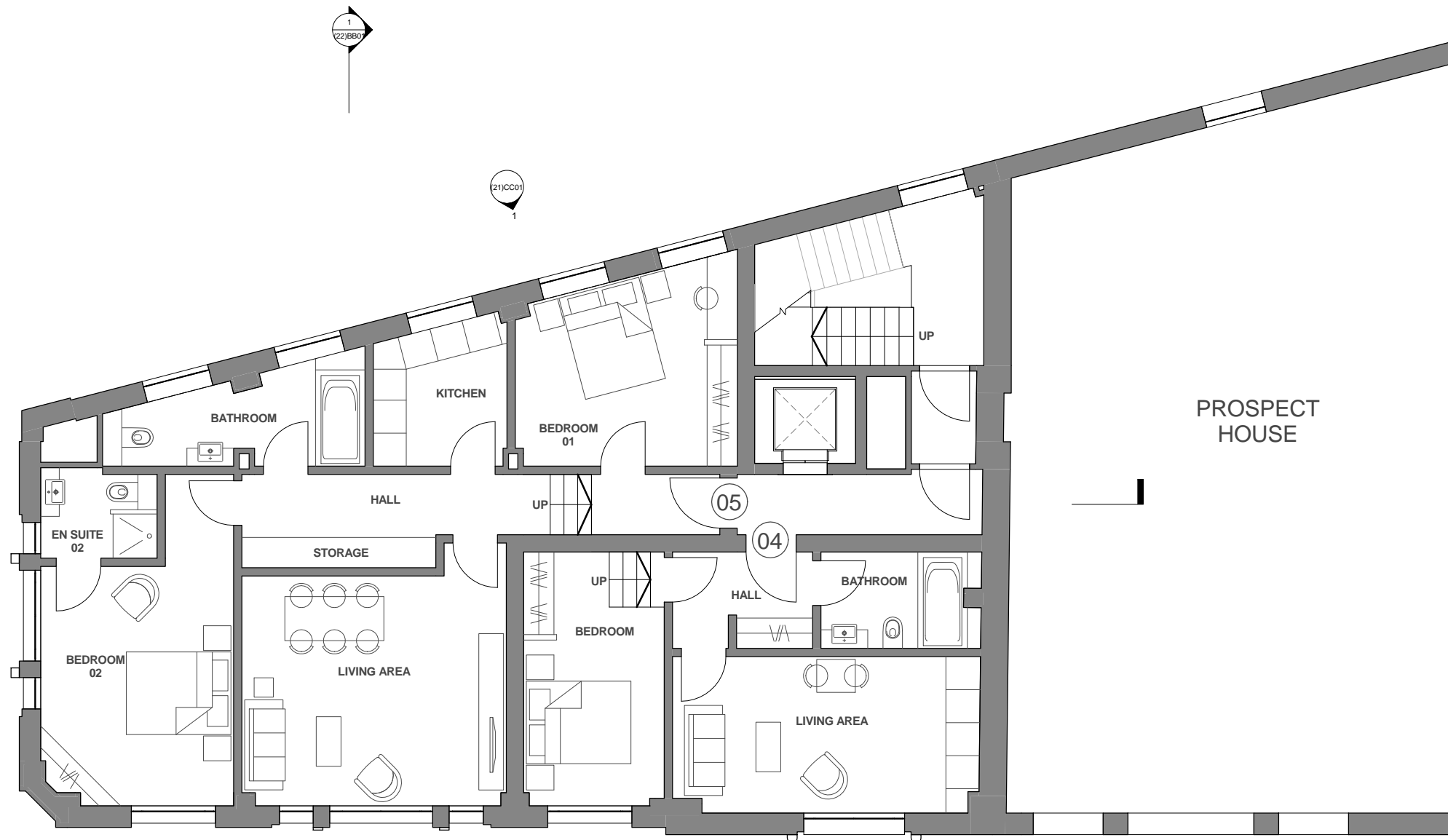
Status
PLANNING

+44 (0) 207 464 7666
+44 (0) 207 464 7990
e london@benoy.com
www.benoy.com

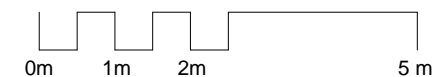


Apartment 04 (GIA)		
Number	Area	Name
Apartment 04	4.98 m ²	Bathroom
Apartment 04	11.73 m ²	Bedroom
Apartment 04	4.46 m ²	Hall
Apartment 04	15.65 m ²	Living Area
		36.82 m ²

Apartment 05 (GIA)		
Number	Area	Name
Apartment 05	7.22 m ²	Bathroom
Apartment 05	13.69 m ²	Bedroom 01
Apartment 05	16.97 m ²	Bedroom 02
Apartment 05	3.35 m ²	En Suite 02
Apartment 05	11.62 m ²	Hall
Apartment 05	6.12 m ²	Kitchen
Apartment 05	20.66 m ²	Living Area
		79.65 m ²



1 GA Level 04
 (21)AA01 1 : 50



A01	20/12/15	Issue For Planning	RC	JR
A00	14/12/12	Issue For Information	RC	JR

Rev	Date	Description	By	Chkd



Client
 Zania Universal

Project
 New Oxford Street
 112-116 New Oxford Street

Drawing Title
 PROPOSED
 Fourth Floor Plan

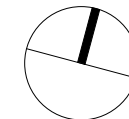
Drawn By: RC
 Checked By: JR

Scale: 1 : 50 @ A1
 Date: 09 Nov 2012

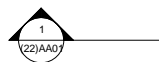
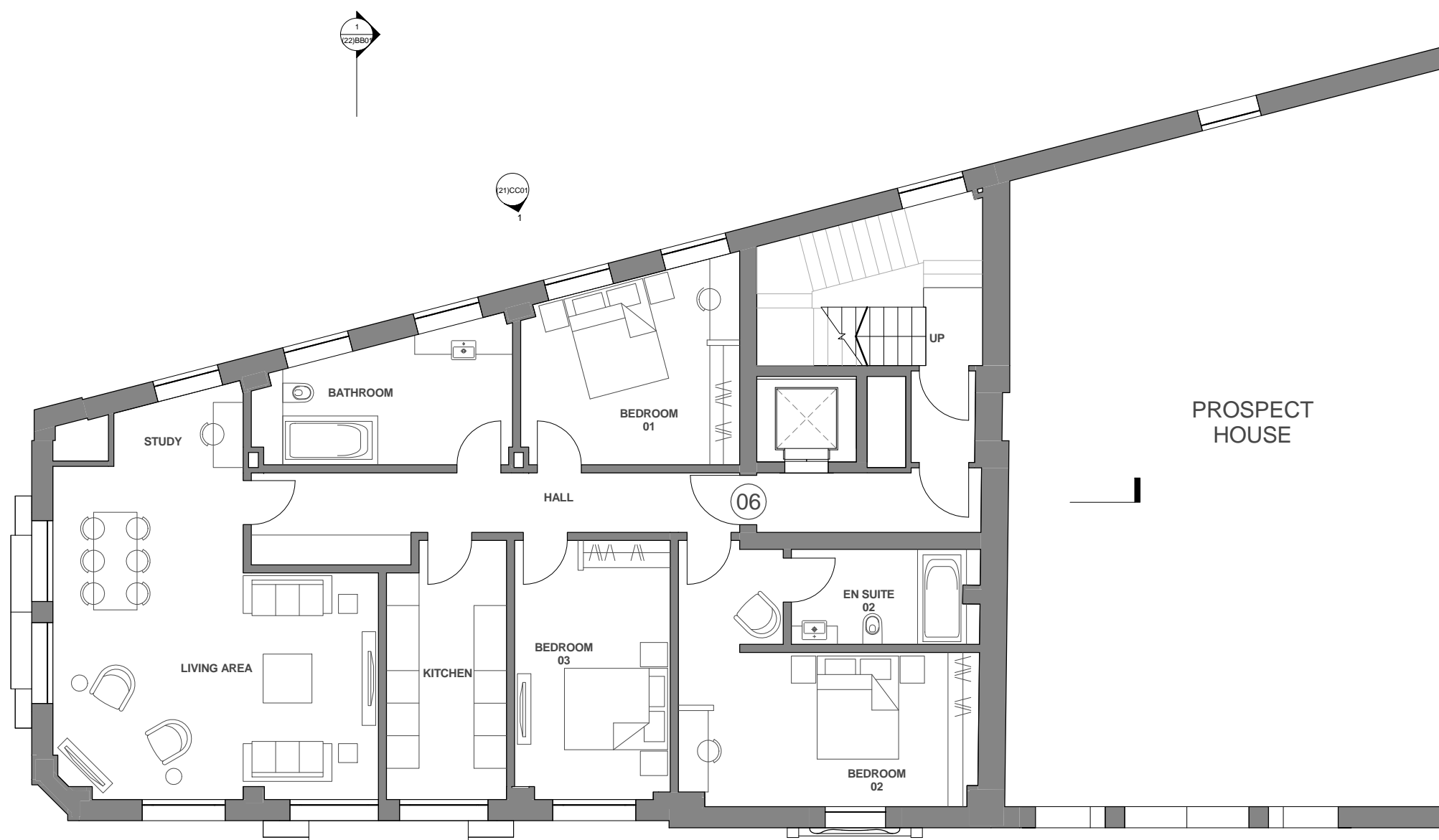
Project No.: L4265
 Drawing No.: BNY-MA (20)4001 A01
 Revision:

Status
PLANNING

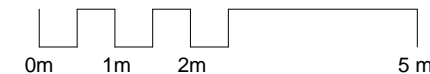
+44 (0) 207 464 7666
 +44 (0) 207 464 7990
 e london@benoy.com
 www.benoy.com



Apartment 06 (GIA)		
Number	Area	Name
Apartment 06	10.54 m ²	Bathroom
Apartment 06	13.70 m ²	Bedroom 01
Apartment 06	19.26 m ²	Bedroom 02
Apartment 06	13.57 m ²	Bedroom 03
Apartment 06	5.98 m ²	En Suite 02
Apartment 06	11.62 m ²	Hall
Apartment 06	10.21 m ²	Kitchen
Apartment 06	34.67 m ²	Living Area
		119.53 m ²



1 GA Level 05
 (21)AA01 1:50



A01	20/12/15	Issue For Planning	RC	JR
A00	14/12/12	Issue For Information	RC	JR

Rev	Date	Description	By	Chkd

Benoy
 Design Architecture Masterplanning Interiors Graphics

Client
 Zania Universal

Project
 New Oxford Street
 112-116 New Oxford Street

Drawing Title
 PROPOSED
 Fifth Floor Plan

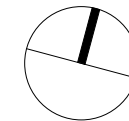
Drawn By: RC | Checked By: JR

Scale: 1:50 @ A1 | Date: 09 Nov 2012

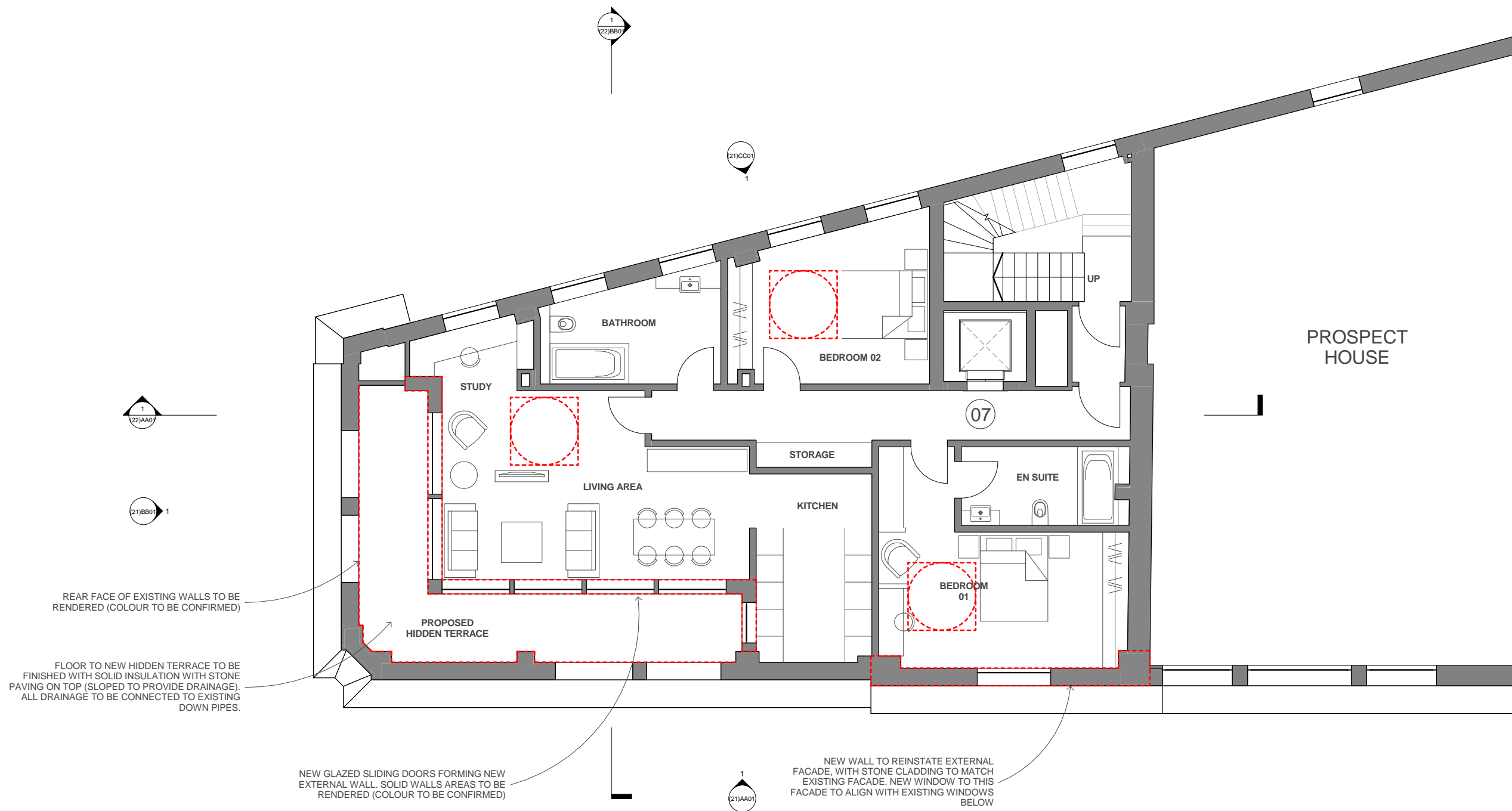
Project No.: L4265 | Drawing No.: BNY-MA (20)5001 A01 | Revision:

Status: **PLANNING**

1 +44 (0) 207 464 7666
 1 +44 (0) 207 464 7990
 e london@benoy.com
 www.benoy.com



Apartment 07 (GIA)		
Number	Area	Name
Apartment 07	8.90 m ²	Bathroom
Apartment 07	19.68 m ²	Bedroom 01
Apartment 07	14.81 m ²	Bedroom 02
Apartment 07	6.37 m ²	En Suite 01
Apartment 07	13.28 m ²	Hall
Apartment 07	19.53 m ²	Hidden Terrace
Apartment 07	10.66 m ²	Kitchen
Apartment 07	29.38 m ²	Living Area
		122.62 m ²



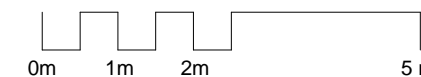
REAR FACE OF EXISTING WALLS TO BE RENDERED (COLOUR TO BE CONFIRMED)

FLOOR TO NEW HIDDEN TERRACE TO BE FINISHED WITH SOLID INSULATION WITH STONE PAVING ON TOP (SLOPED TO PROVIDE DRAINAGE). ALL DRAINAGE TO BE CONNECTED TO EXISTING DOWN PIPES.

NEW GLAZED SLIDING DOORS FORMING NEW EXTERNAL WALL. SOLID WALLS AREAS TO BE RENDERED (COLOUR TO BE CONFIRMED)

NEW WALL TO REINSTATE EXTERNAL FACADE. WITH STONE CLADDING TO MATCH EXISTING FACADE. NEW WINDOW TO THIS FACADE TO ALIGN WITH EXISTING WINDOWS BELOW

1 GA Level 06 1:50



Rev	Date	Description	By	Chkd
A01	20/12/15	Issue For Planning	RC	JR
A00	14/12/12	Issue For Information	RC	JR

Benoy
Design Architecture Masterplanning Interiors Graphics

Client
Zania Universal

Project
New Oxford Street
112-116 New Oxford Street

Drawing Title
PROPOSED
Sixth Floor Plan

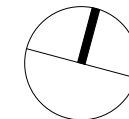
Drawn By: RC | Checked By: JR

Scale: 1:50 @ A1 | Date: 09 Nov 2012


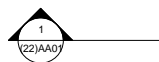
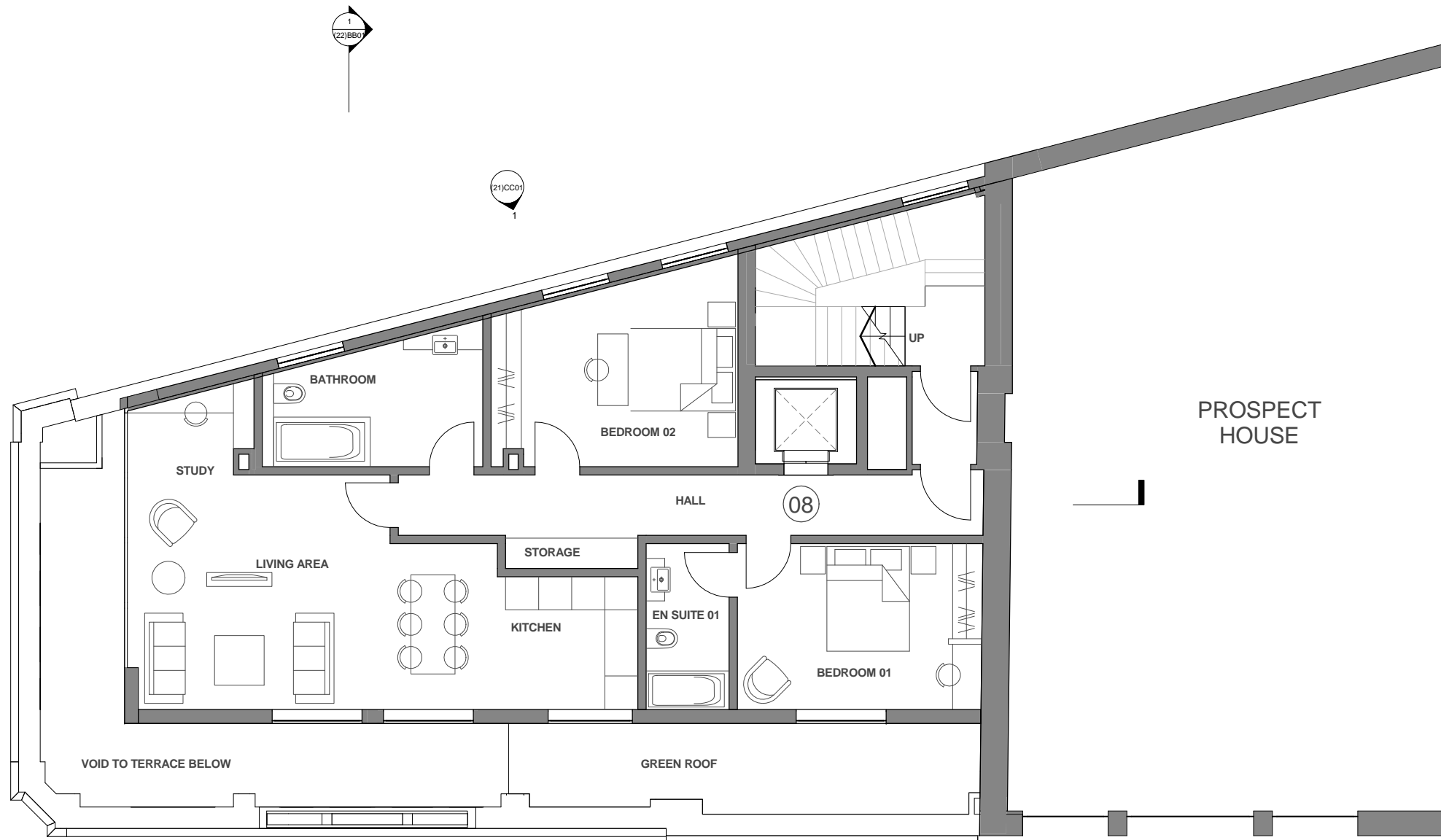
Project No.: L4265 | Drawing No.: BNY-MA (20)6001 | Revision: A01

Status
PLANNING

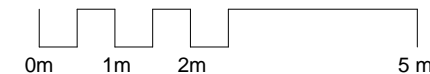
1 +44 (0) 207 464 7666
1 +44 (0) 207 464 7990
e london@benoy.com
www.benoy.com



Apartment 08 (GIA)		
Number	Area	Name
Apartment 08	8.79 m ²	Bathroom
Apartment 08	13.34 m ²	Bedroom 01
Apartment 08	14.73 m ²	Bedroom 02
Apartment 08	4.53 m ²	En Suite 01
Apartment 08	13.17 m ²	Hall
Apartment 08	5.78 m ²	Kitchen
Apartment 08	29.62 m ²	Living Area
		89.96 m ²



1 GA Level 07
1 : 50



A01	20/12/15	Issue For Planning	RC	JR
A00	14/12/12	Issue For Information	RC	JR

Rev	Date	Description	By	Chkd

Benoy
Design Architecture Masterplanning Interiors Graphics

Client
Zania Universal

Project
New Oxford Street
112-116 New Oxford Street

Drawing Title
PROPOSED
Seventh Floor Plan

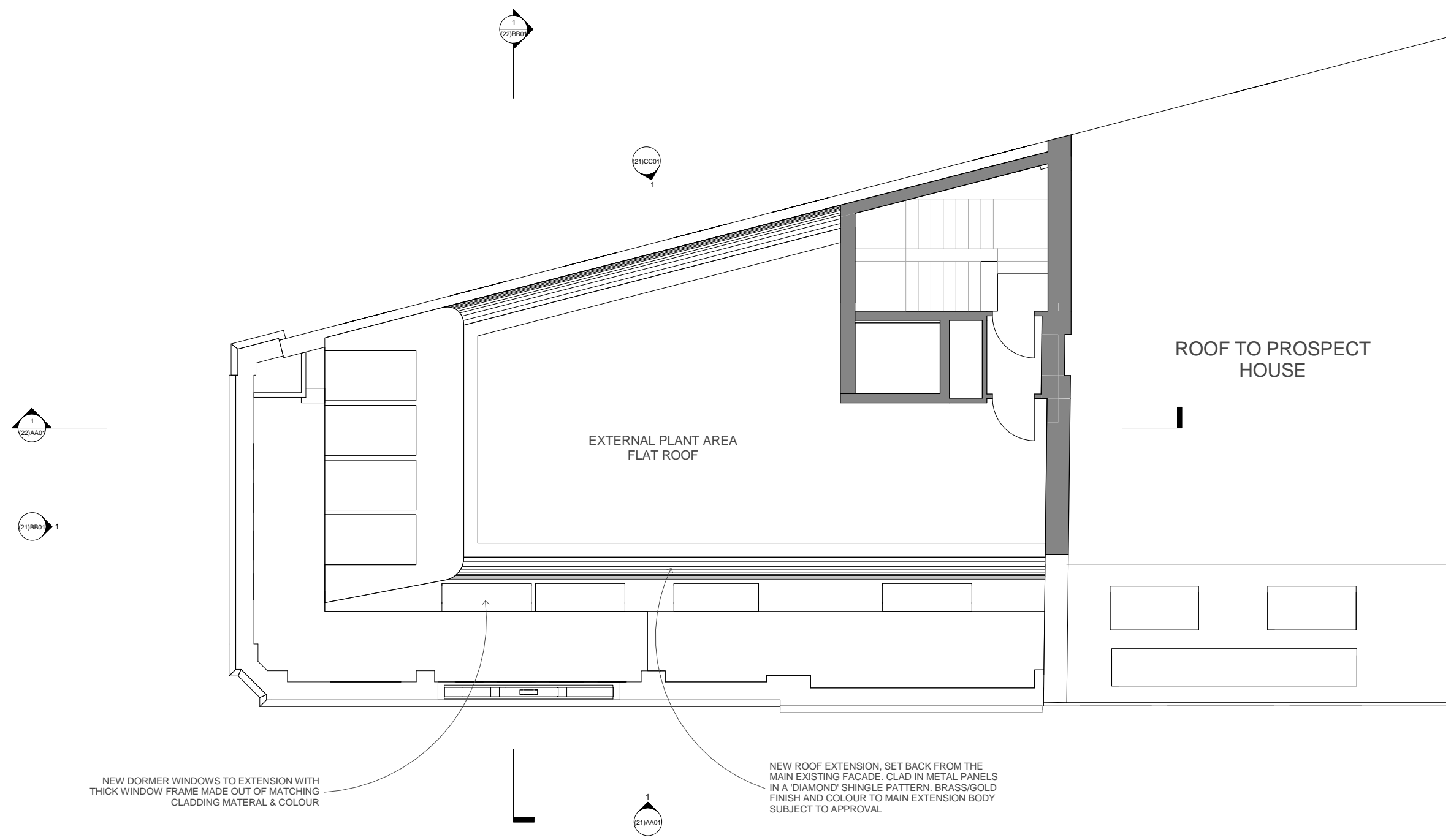
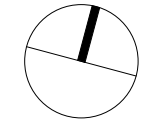
Drawn By: RC | Checked By: JR

Scale: 1 : 50 @ A1 | Date: 09 Nov 2012

Project No.: L4265 | Drawing No.: BNY-MA (20)7001 A01 | Revision:

Status
PLANNING

1 +44 (0) 207 464 7666
1 +44 (0) 207 464 7990
e london@benoy.com
www.benoy.com



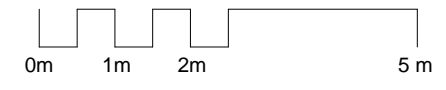
NEW DORMER WINDOWS TO EXTENSION WITH THICK WINDOW FRAME MADE OUT OF MATCHING CLADDING MATERIAL & COLOUR

NEW ROOF EXTENSION, SET BACK FROM THE MAIN EXISTING FACADE. CLAD IN METAL PANELS IN A 'DIAMOND' SHINGLE PATTERN. BRASS/GOLD FINISH AND COLOUR TO MAIN EXTENSION BODY SUBJECT TO APPROVAL

ROOF TO PROSPECT HOUSE

EXTERNAL PLANT AREA
FLAT ROOF

1 GA Level 08
1:50



A01	20/12/15	Issue For Planning	RC	JR
A00	14/12/12	Issue For Information	RC	JR

Rev	Date	Description	By	Chkd
-----	------	-------------	----	------

Benoy
Design Architecture Masterplanning Interiors Graphics

Client
Zania Universal

Project
**New Oxford Street
112-116 New Oxford Street**

Drawing Title
**PROPOSED
Eighth Floor Plan**

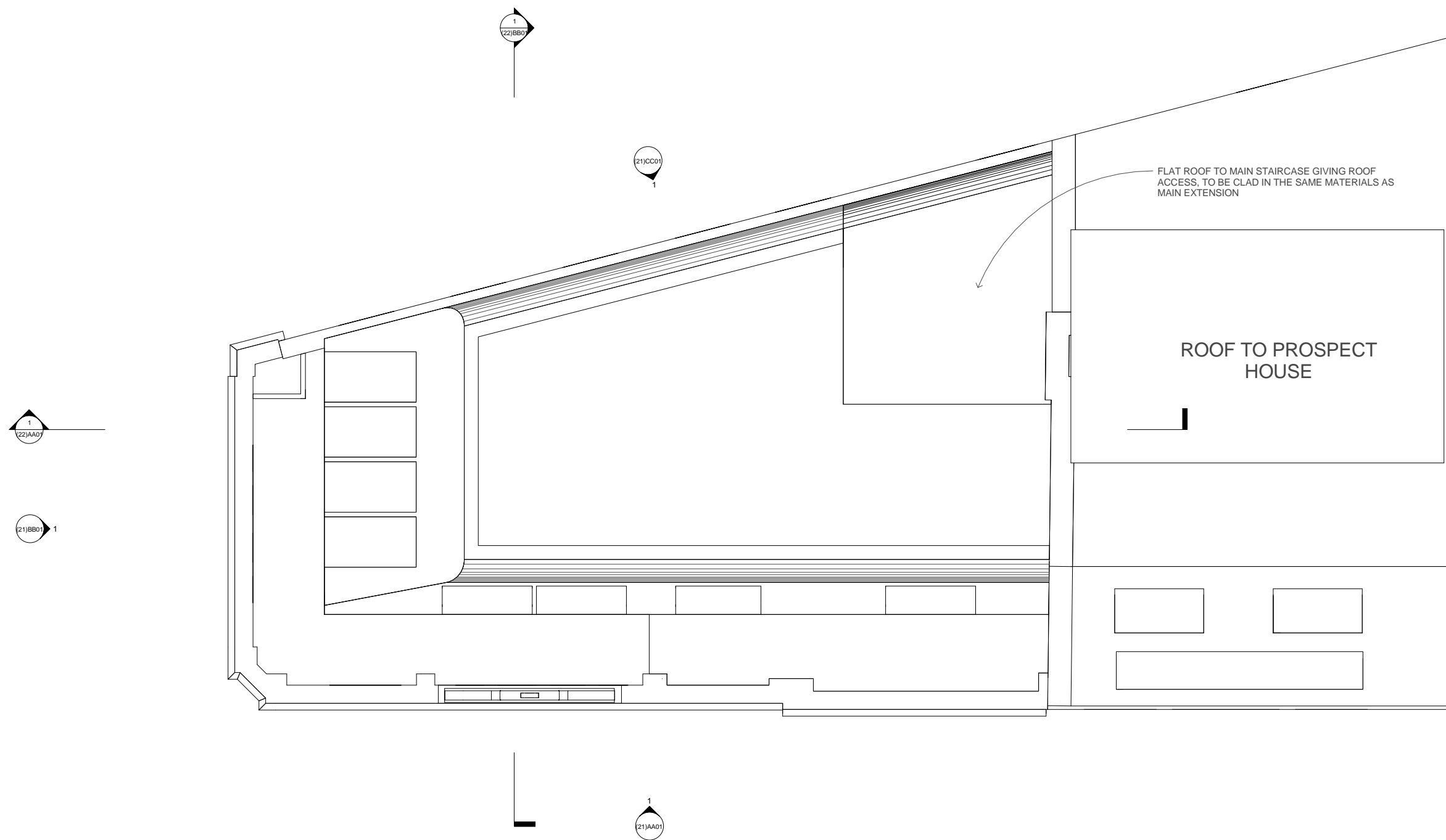
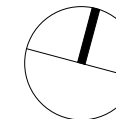
Drawn By: **RC** | Checked By: **JR**

Scale: **1 : 50 @ A1** | Date: **09 Nov 2012**

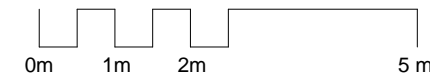
Project No.: **L4265** | Drawing No.: **BNY-MA (20)8001 A01** | Revision:

Status: **PLANNING**

+44 (0) 207 464 7666
+44 (0) 207 464 7990
e london@benoy.com
www.benoy.com



1 GA Roof 1:50



A01	20/12/15	Issue For Planning	RC	JR
A00	14/12/12	Issue For Information	RC	JR

Rev	Date	Description	By	Chkd
-----	------	-------------	----	------

Benoy

Design Architecture Masterplanning Interiors Graphics

Client
Zania Universal

Project
New Oxford Street
112-116 New Oxford Street

Drawing Title
PROPOSED
Roof Plan

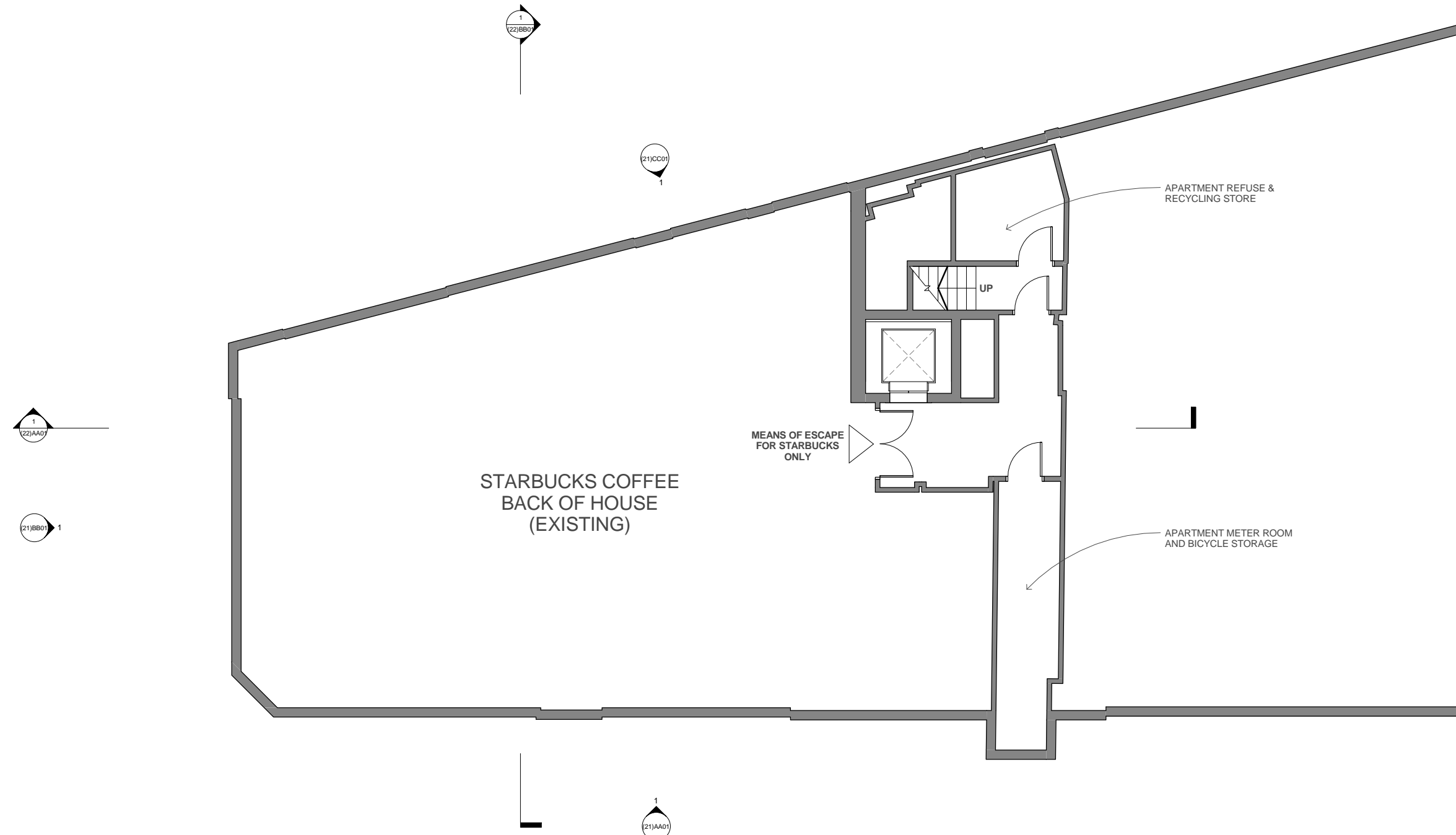
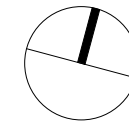
Drawn By RC	Checked By JR
-----------------------	-------------------------

Scale 1 : 50 @ A1	Date 09 Nov 2012
-----------------------------	----------------------------

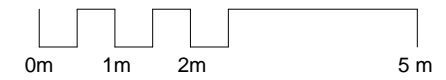
Project No. L4265	Drawing No. BNY-MA (20)9001 A01	Revision
-----------------------------	---	-----------------

Status
PLANNING

+44 (0) 207 464 7666
+44 (0) 207 464 7990
e london@benoy.com
www.benoy.com



1 GA Level B1
 (21)AA01 1 : 50



A01	20/12/15	Issue For Planning	RC	JR
A00	14/12/12	Issue For Information	RC	JR

Rev	Date	Description	By	Chkd
-----	------	-------------	----	------

Benoy
 Design Architecture Masterplanning Interiors Graphics

Client
 Zania Universal

Project
 New Oxford Street
 112-116 New Oxford Street

Drawing Title
**PROPOSED
 Basement Floor Plan**

Drawn By RC	Checked By JR
Scale 1 : 50 @ A1	Date 09 Nov 2012
Project No. L4265	Drawing No. BNY-MA (20)B101 A01

Status
PLANNING

+44 (0) 207 464 7666
 +44 (0) 207 464 7990
 e london@benoy.com
 www.benoy.com



NEW ROOF EXTENSION, SET BACK FROM THE MAIN EXISTING FACADE. CLAD IN METAL PANELS IN A 'DIAMOND' SHINGLE PATTERN. BRASS/GOLD FINISH AND COLOUR TO MAIN EXTENSION BODY SUBJECT TO APPROVAL

NEW DORMER WINDOWS TO EXTENSION WITH THICK WINDOW FRAME MADE OUT OF MATCHING CLADDING MATERIAL AND COLOUR

NEW WALL TO REINSTATE EXTERNAL FACADE, WITH STONE CLADDING TO MATCH EXISTING FACADE. NEW WINDOW TO THIS FACADE TO ALIGN WITH EXISTING WINDOWS BELOW

WINDOWS TO BE REMOVED, SILL AND REVEALS TO BE MADE GOOD

EXISTING WINDOWS TO BE REFURBISHED

EXISTING STARBUCKS SHOPFRONT

NEW DOOR TO MAIN PROPOSED RESIDENTIAL ENTRY

A01	20/12/15	Issue For Planning	RC	JR
A00	14/12/12	Issue For Information	RC	JR

Rev	Date	Description	By	Chkd
-----	------	-------------	----	------

Benoy
 Design Architecture Masterplanning Interiors Graphics

Client
 Zania Universal

Project
 New Oxford Street
 112-116 New Oxford Street

Drawing Title
 PROPOSED
 Elevation AA - South

Drawn By
 RC

Checked By
 JR

Scale
 1 : 100 @ A1

Date
 09 Nov 2012

Project No.
 L4265

Drawing No.
 BNY-MA (21)AA01 A01

Revision

Status
PLANNING

+44 (0) 207 464 7666
 +44 (0) 207 464 7890
 e london@benoy.com
 www.benoy.com

NEW OXFORD STREET

DOROTHY PERKINS

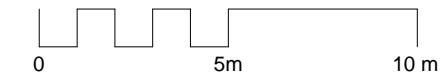
BAINBRIDGE STREET

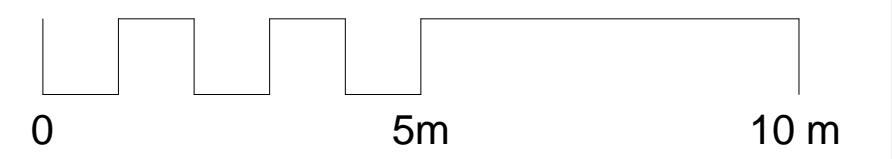

112 - 116 NEW OXFORD STREET

NEW OXFORD STREET

PROSPECT HOUSE

1 GA South Elevation
 20/0001 1:100





A01 20/12/15 Issue For Planning RC JR

Rev	Date	Description	By	Chk'd



Design Architecture Masterplanning Interiors Graphics

Client
Zania Universal

Project
New Oxford Street
112-116 New Oxford Street

Drawing Title
PROPOSED
Elevation AA - South Render

Drawn By
RC

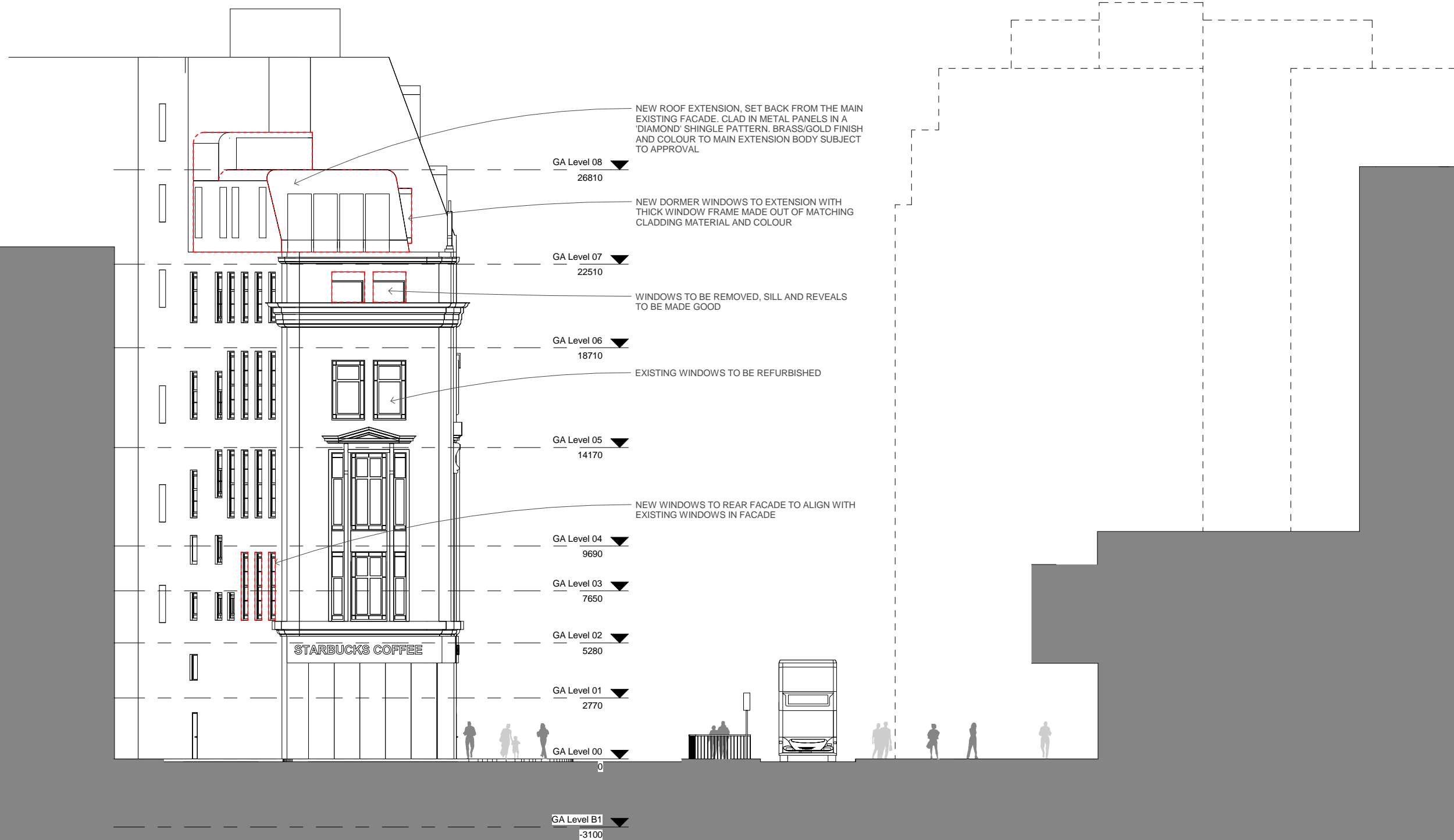
Checked By
JR

Scale
Date
19 Dec 2012

Project No. Drawing No. Revision
L4265 BNY-MA (21)AA02 A01

Status
PLANNING

+44 (0) 207 404 7666
+44 (0) 207 404 7990
e london@benoy.com
www.benoy.com



A01	20/12/15	Issue For Planning	RC	JR
A00	14/12/12	Issue For Information	RC	JR

Rev	Date	Description	By	Chkd
-----	------	-------------	----	------

Benoy
Design Architecture Masterplanning Interiors Graphics

Client
Zania Universal

Project
**New Oxford Street
112-116 New Oxford Street**

Drawing Title
**PROPOSED
Elevation BB - West**

Drawn By: **RC** | Checked By: **JR**

Scale: **1 : 100** | Date: **09 Nov 2012**

Project No.: **L4265** | Drawing No.: **BNY-MA (21)BB01 A01** | Revision:

Status: **PLANNING**

+44 (0) 207 464 7666
+44 (0) 207 464 7660
e london@benoy.com
www.benoy.com

BAINBRIDGE STREET

BAINBRIDGE HOUSE

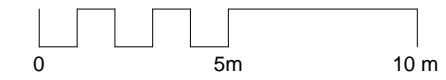
112 - 116 NEW OXFORD STREET

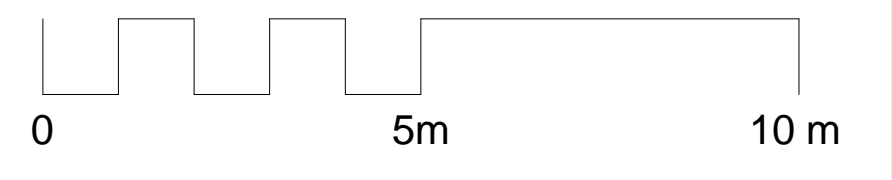

NEW OXFORD STREET

ST GILES HIGH STREET

CENTRE POINT

1 GA West Elevation
1:100





A01 20/12/15 Issue For Planning RC JR

Rev	Date	Description	By	Chk'd

Benoy
 Design Architecture Masterplanning Interiors Graphics

Client
 Zania Universal

Project
 New Oxford Street
 112-116 New Oxford Street

Drawing Title
PROPOSED
 Elevation BB - West Render

Drawn By: RC
 Checked By: JR

Scale: 1:100
 Date: 19 Dec 2012

Project No.: L4265
 Drawing No.: BNY-MA (21)BB02 A01
 Revision:

Status
PLANNING

+44 (0) 207 404 7666
 +44 (0) 207 404 7990
 e london@benoy.com
 www.benoy.com

NEW ROOF EXTENSION, SET BACK FROM THE MAIN FACADE. CLAD IN METAL PANELS IN A 'DIMOND' SHINGLE PATTERN. BRASS/GOLD FINISH AND COLOUR TO MAIN EXTENSION BODY SUBJECT TO APPROVAL.

WINDOWS TO BE REMOVED, SILL AND REVEALS TO BE MADE GOOD

EXISTING WINDOWS TO BE REFURBISHED

NEW WINDOWS TO REAR FACADE TO ALIGN WITH EXISTING WINDOWS IN FACADE

EXISTING STARBUCKS M&E

GA Level 08
26810

GA Level 07
22510

GA Level 06
18710

GA Level 05
14170

GA Level 04
9690

GA Level 03
7650

GA Level 02
5280

GA Level 01
2770

GA Level 00
0

GA Level B1
-3100

BAINBRIDGE STREET

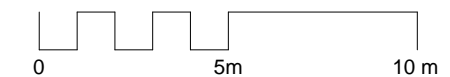
PROSPECT HOUSE

112 - 116 NEW OXFORD STREET

BAINBRIDGE STREET

DOROTHY PERKINS

1 GA North Elevation
20/0001 1:100



A01	20/12/15	Issue For Planning	RC	JR
A00	14/12/12	Issue For Information	RC	JR

Rev	Date	Description	By	Chkd
-----	------	-------------	----	------

Benoy
Design Architecture Masterplanning Interiors Graphics

Client
Zania Universal

Project
**New Oxford Street
112-116 New Oxford Street**

Drawing Title
**PROPOSED
Elevation CC - North**

Drawn By
RC

Checked By
JR

Scale
1 : 100

Date
14 Dec 2012

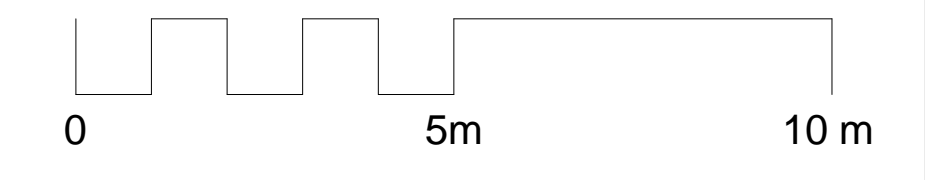

Project No.
L4265

Drawing No.
BNY-MA (21)CC01 A01

Revision

Status
PLANNING

+44 (0) 207 464 7666
+44 (0) 207 464 7990
e london@benoy.com
www.benoy.com



A01 20/12/15 Issue For Planning RC JR

Rev	Date	Description	By	Chk'd

Benoy
 Design Architecture Masterplanning Interiors Graphics

Client
 Zania Universal

Project
 New Oxford Street
 112-116 New Oxford Street

Drawing Title
 PROPOSED
 Elevation CC - North Render

Drawn By
 RC

Checked By
 JR

Scale
 12/20/12

Project No. Drawing No. Revision
 L4265 BNY-MA (21)CC02 A01

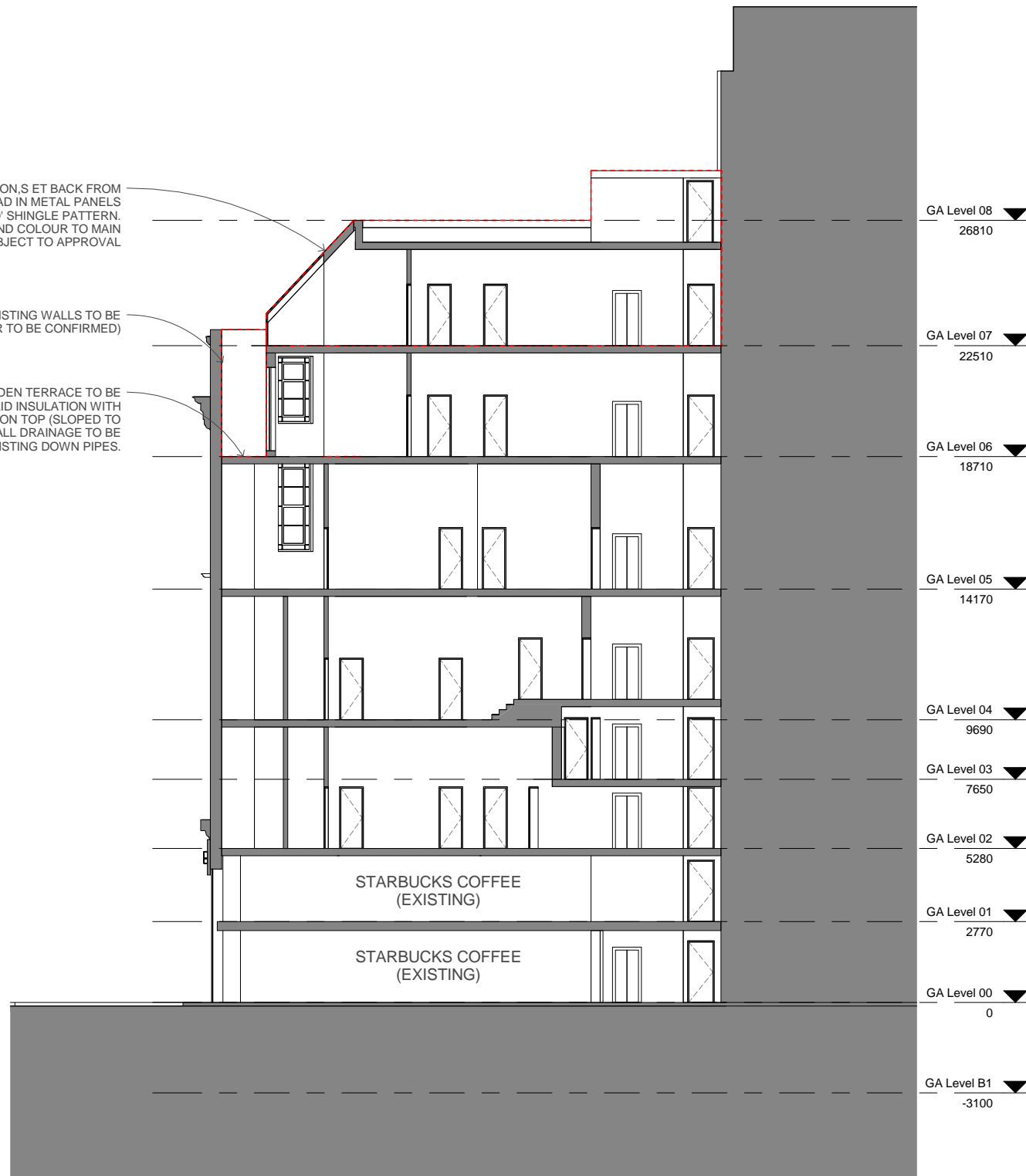
Status
PLANNING

+44 (0) 207 404 7666
 +44 (0) 207 404 7990
 e london@benoy.com
 www.benoy.com

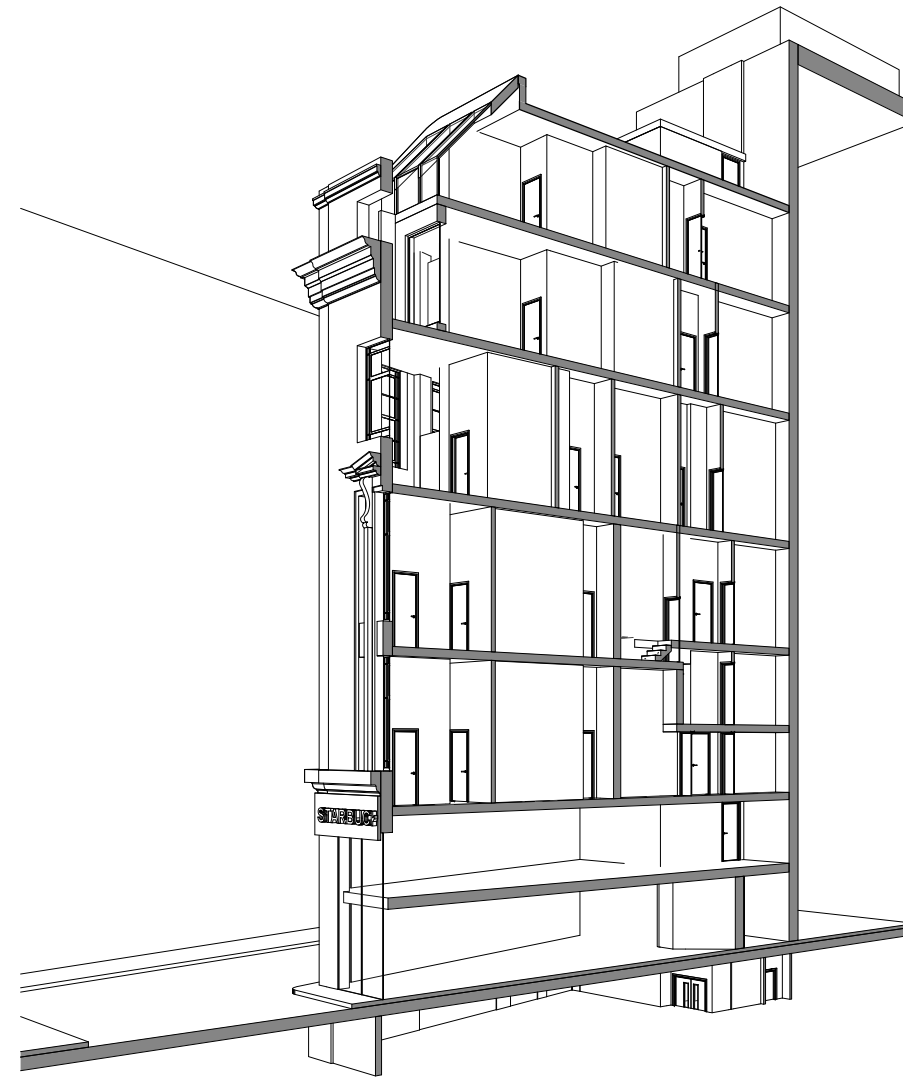
NEW ROOF EXTENSION, SET BACK FROM THE MAIN FACADE. CLAD IN METAL PANELS IN A 'DIAMOND' SHINGLE PATTERN. BRASS/GOLD FINISH AND COLOUR TO MAIN EXTENSION BODY SUBJECT TO APPROVAL

REAR FACE OF EXISTING WALLS TO BE RENDERED (COLOUR TO BE CONFIRMED)

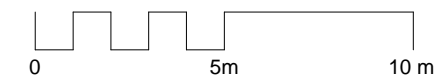
FLOOR TO NEW HIDDEN TERRACE TO BE FINISHED WITH SOLID INSULATION WITH STONE PAVING ON TOP (SLOPED TO PROVIDE DRAINAGE). ALL DRAINAGE TO BE CONNECTED TO EXISTING DOWN PIPES.



1 Section AA
1:100




2 Sectional Perspective AA



A01	20/12/15	Issue For Planning	RC	JR
A00	14/12/12	Issue For Information	RC	JR

Rev	Date	Description	By	Chkd
-----	------	-------------	----	------



Client
Zania Universal

Project
New Oxford Street
112-116 New Oxford Street

Drawing Title
PROPOSED
Section AA - East / West

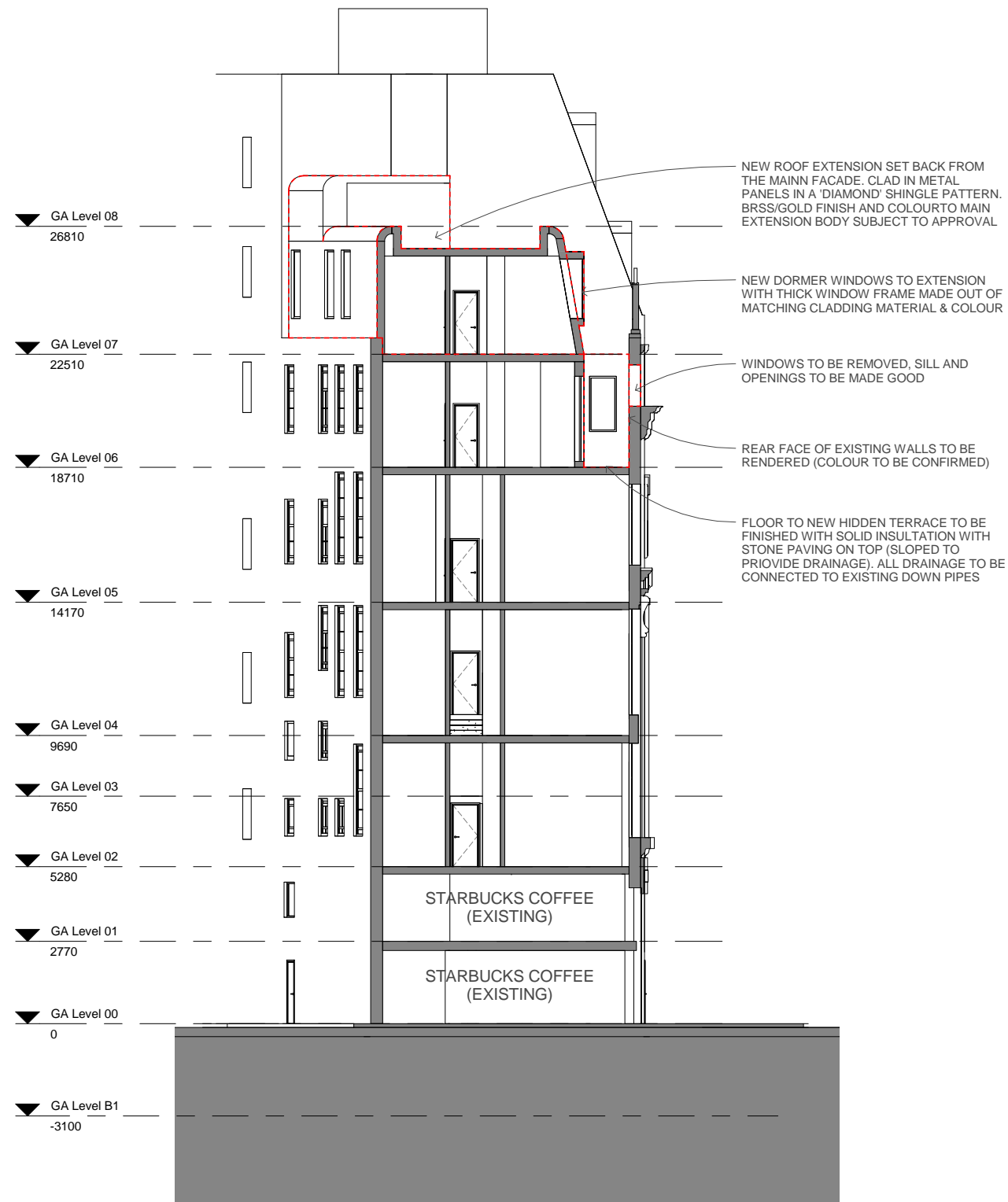
Drawn By: RC
Checked By: JR

Scale: 1:100
Date: 09 Nov 2012

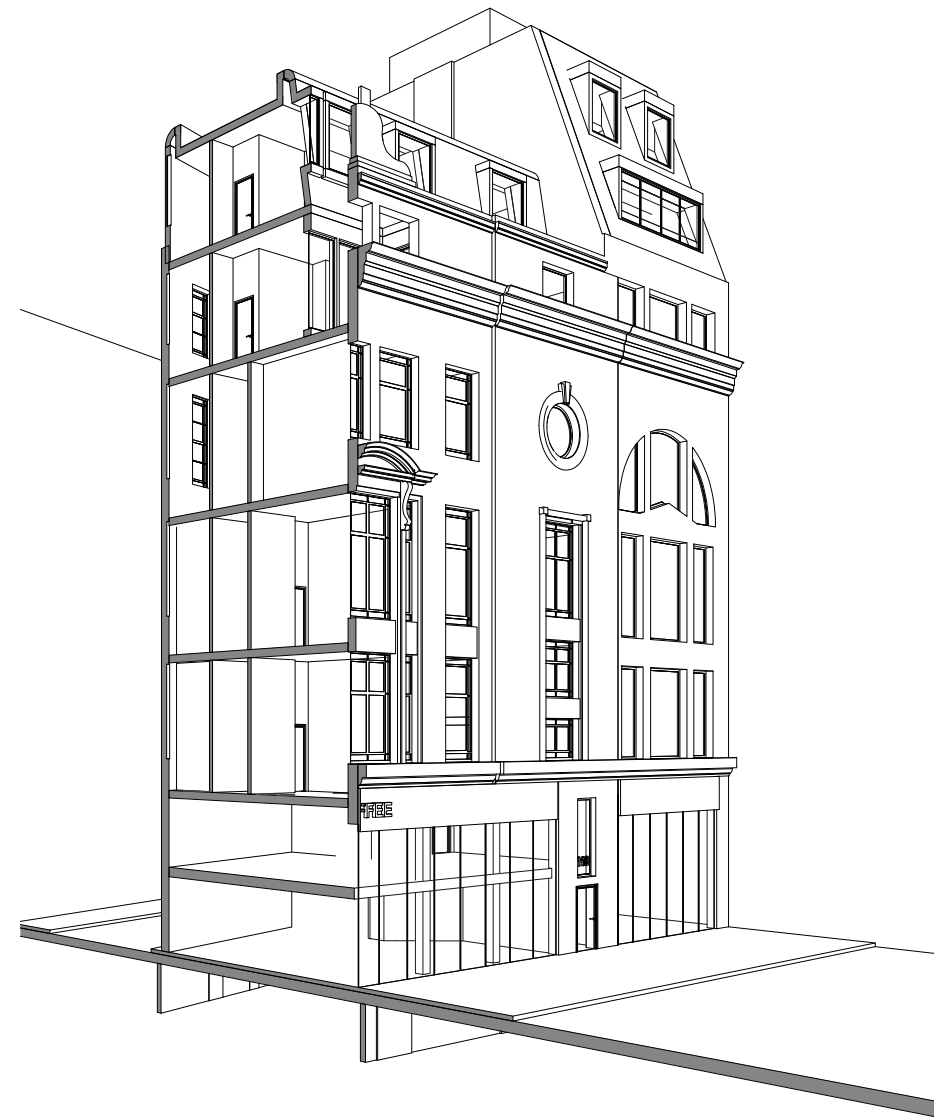
Project No.: L4265
Drawing No.: BNY-MA (22)AA01 A01
Revision:

Status
PLANNING

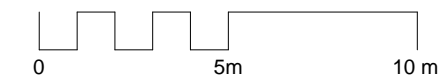
1 +44 (0) 207 464 7666
1 +44 (0) 207 464 7660
e london@benoy.com
www.benoy.com



1 Section BB
1:100



2 Sectional Perspective BB



A01	20/12/15	Issue For Planning	RC	JR
A00	14/12/12	Issue For Information	RC	JR

Rev	Date	Description	By	Chkd
-----	------	-------------	----	------

Benoy
Design Architecture Masterplanning Interiors Graphics

Client
Zania Universal

Project
New Oxford Street
112-116 New Oxford Street

Drawing Title
PROPOSED
Section BB - North / South

Drawn By
RC

Checked By
JR

Scale
1 : 100

Date
09 Nov 2012

Project No.
L4265

Drawing No.
BNY-MA (22)BB01 A01

Revision

Status
PLANNING

+44 (0) 207 464 7666
+44 (0) 207 464 7990
e london@benoy.com
www.benoy.com