

Apartment 01			
GA Level 02	Apartment 01	13.84 m ²	Bedroom
GA Level 02	Apartment 01	4.98 m ²	Bathroom
GA Level 02	Apartment 01	14.79 m ²	Living Area
GA Level 02	Apartment 01	3.15 m ²	Hall
		36.77 m ²	

Apartment 02			
GA Level 02	Apartment 02	20.66 m ²	Living Area
GA Level 02	Apartment 02	16.92 m ²	Bedroom 02
GA Level 02	Apartment 02	3.35 m ²	En Suite 02
GA Level 02	Apartment 02	7.23 m ²	Bathroom
GA Level 02	Apartment 02	6.12 m ²	Kitchen
GA Level 02	Apartment 02	13.34 m ²	Bedroom 01
GA Level 02	Apartment 02	9.64 m ²	Hall
		77.27 m ²	

Apartment 03			
GA Level 03	Apartment 03	13.00 m ²	Bedroom
GA Level 03	Apartment 03	4.98 m ²	Bathroom
GA Level 03	Apartment 03	20.88 m ²	Living Area
		38.86 m ²	

Apartment 04			
GA Level 04	Apartment 04	4.98 m ²	Bathroom
GA Level 04	Apartment 04	15.65 m ²	Living Area
GA Level 04	Apartment 04	11.73 m ²	Bedroom
GA Level 04	Apartment 04	4.46 m ²	Hall
		36.82 m ²	

Apartment 05			
GA Level 04	Apartment 05	20.66 m ²	Living Area
GA Level 04	Apartment 05	16.97 m ²	Bedroom 02
GA Level 04	Apartment 05	3.35 m ²	En Suite 02
GA Level 04	Apartment 05	7.22 m ²	Bathroom
GA Level 04	Apartment 05	6.12 m ²	Kitchen
GA Level 04	Apartment 05	13.69 m ²	Bedroom 01
GA Level 04	Apartment 05	11.62 m ²	Hall
		79.65 m ²	

Apartment 06			
GA Level 05	Apartment 06	11.62 m ²	Hall
GA Level 05	Apartment 06	13.70 m ²	Bedroom 01
GA Level 05	Apartment 06	10.54 m ²	Bathroom
GA Level 05	Apartment 06	5.98 m ²	En Suite 02
GA Level 05	Apartment 06	19.26 m ²	Bedroom 02
GA Level 05	Apartment 06	13.57 m ²	Bedroom 03
GA Level 05	Apartment 06	34.67 m ²	Living Area
GA Level 05	Apartment 06	10.21 m ²	Kitchen
		119.53 m ²	


Apartment 07			
GA Level 06	Apartment 07	14.81 m ²	Bedroom 02
GA Level 06	Apartment 07	8.90 m ²	Bathroom
GA Level 06	Apartment 07	13.28 m ²	Hall
GA Level 06	Apartment 07	19.68 m ²	Bedroom 01
GA Level 06	Apartment 07	29.38 m ²	Living Area
GA Level 06	Apartment 07	19.53 m ²	Hidden Terrace
GA Level 06	Apartment 07	6.37 m ²	En Suite 01
GA Level 06	Apartment 07	10.66 m ²	Kitchen
		122.62 m ²	

Apartment 08			
GA Level 07	Apartment 08	13.34 m ²	Bedroom 01
GA Level 07	Apartment 08	13.17 m ²	Hall
GA Level 07	Apartment 08	14.73 m ²	Bedroom 02
GA Level 07	Apartment 08	8.79 m ²	Bathroom
GA Level 07	Apartment 08	29.62 m ²	Living Area
GA Level 07	Apartment 08	5.78 m ²	Kitchen
GA Level 07	Apartment 08	4.53 m ²	En Suite 01
		89.96 m ²	

Lobby			
GA Level 00	Lobby	8.57 m ²	Inner
GA Level 00	Lobby	6.81 m ²	Outer
		15.38 m ²	

A01	20/12/15	Issue For Planning	RC	JR
A00	14/12/12	Issue For Information	RC	JR

Rev	Date	Description	By	Chk'd



Design Architecture Masterplanning Interiors Graphics

Client
Zania Universal

Project
**New Oxford Street
112-116 New Oxford Street**

Drawing Title
**PROPOSED
Area Schedule**

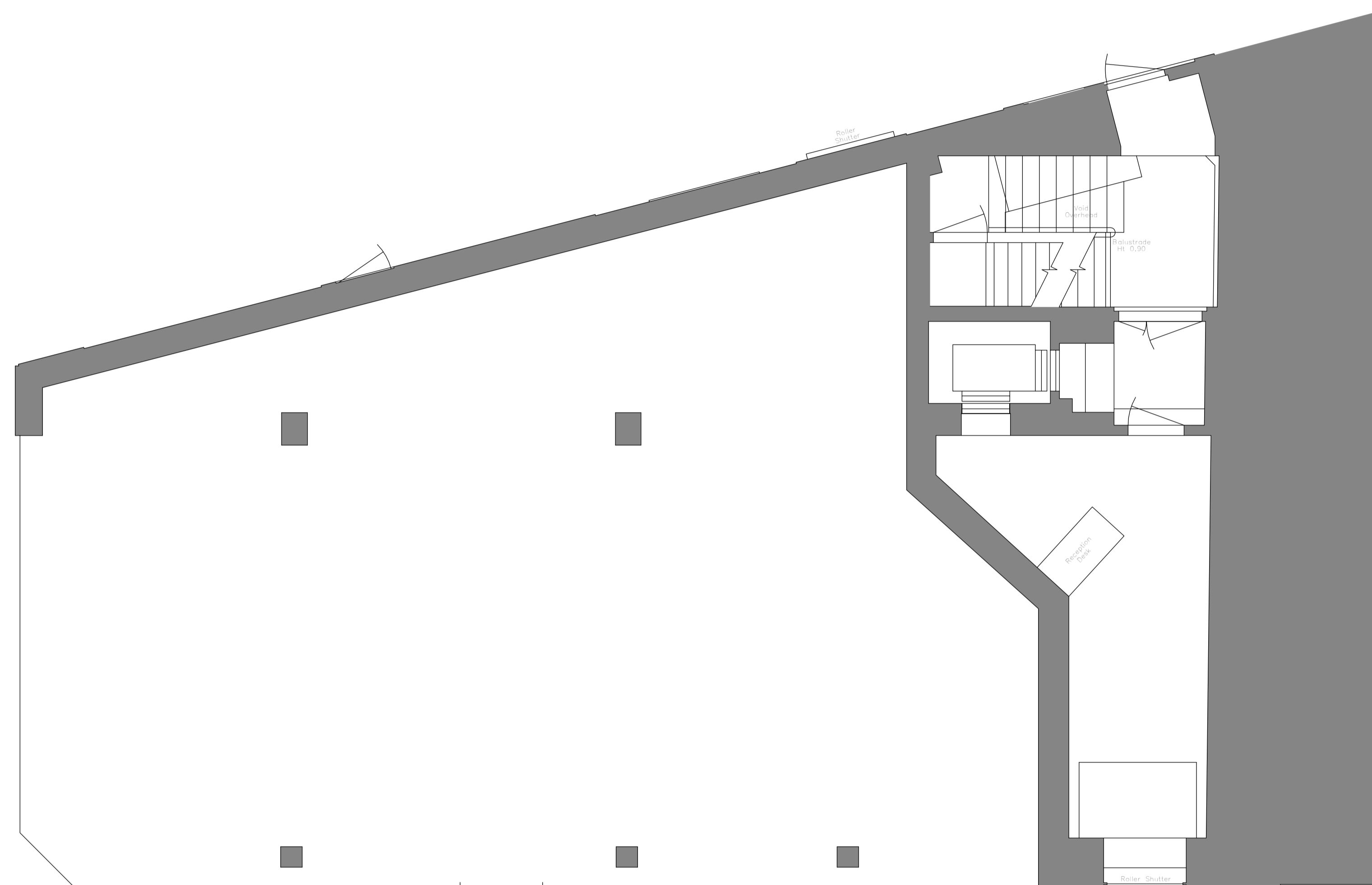
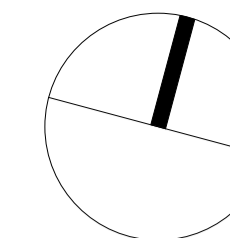
Drawn By RC	Checked By JR
Scale	Date 09 Nov 2012

Project No. L4265	Drawing No. BNY-MA (01)0001	Revision A01
-----------------------------	---------------------------------------	------------------------

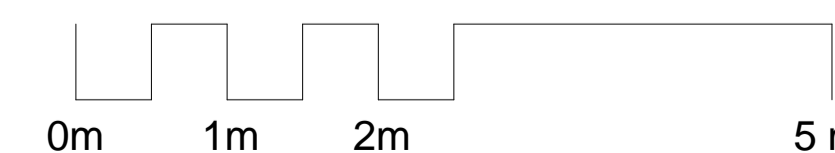
Status
PLANNING

www.benoy.com

t +44 (0) 207 404 7666
f +44 (0) 207 404 7660
e london@benoy.com



1 EXISTING Level 00
(2)AA01 1 : 50



A01 20/12/15 Issue For Planning RC JR

Rev	Date	Description	By	Chk'd



Design Architecture Masterplanning Interiors Graphics

Client
Zania Universal

Project
New Oxford Street
112-116 New Oxford Street

Drawing Title
EXISTING
Ground Floor Plan

Drawn By
RC

Checked By
JR

Scale
1 : 50

Date
20 Dec 2012

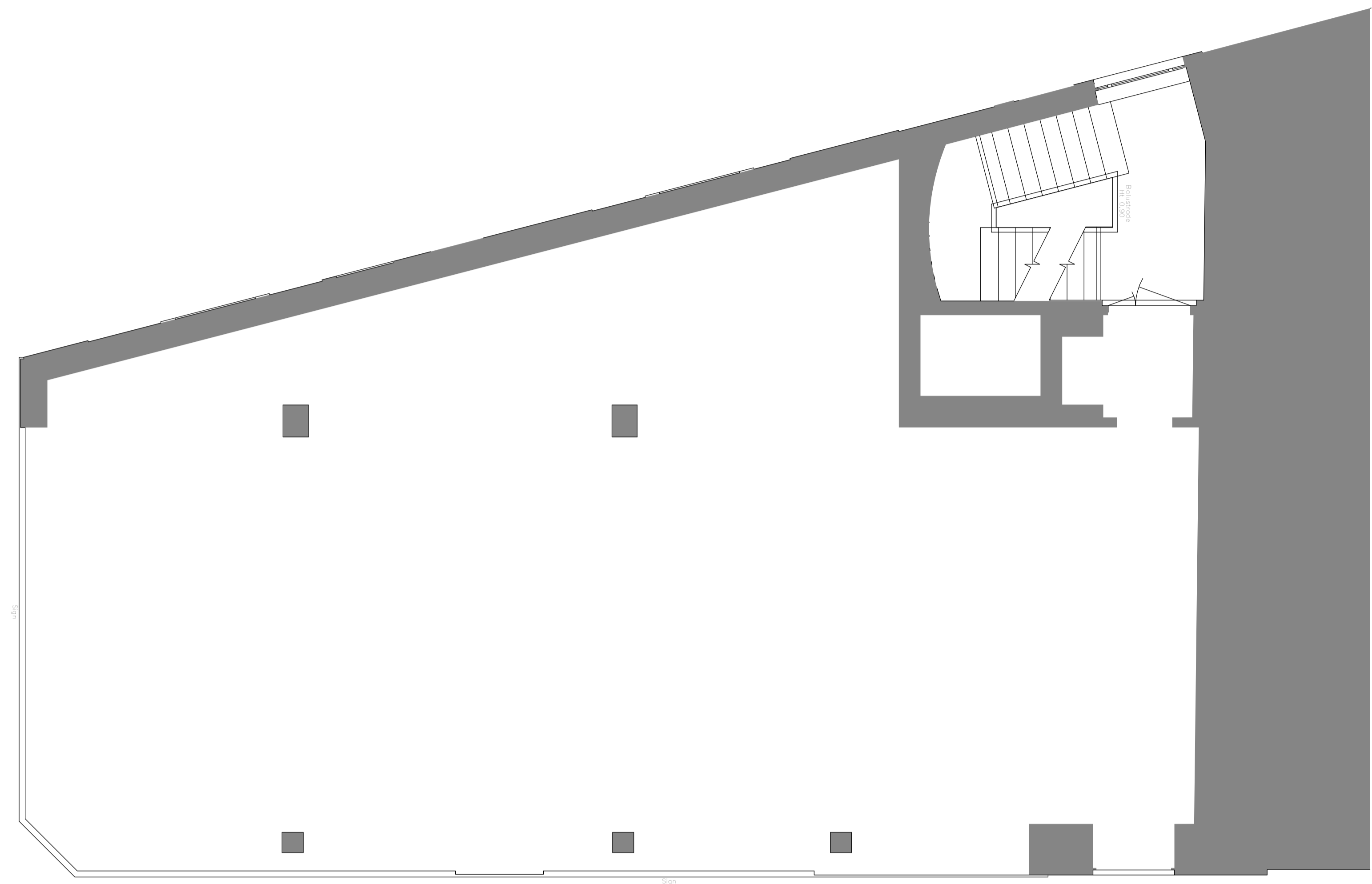
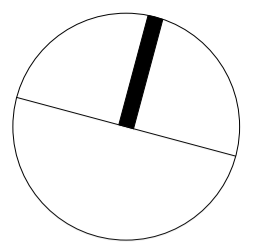
Project No.
L4265

Drawing No.
BNY-MA (02)0001

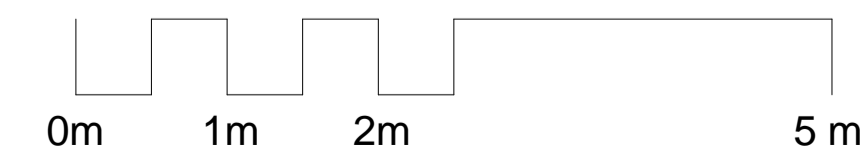
Revision
A01

Status
PLANNING

1 +44 (0) 207 404 7666
1 +44 (0) 207 404 7660
e london@benoy.com
www.benoy.com



1 EXISTING Level 01
1 : 50



A01 20/12/15 Issue For Planning RC JR

Rev	Date	Description	By	Chk'd



Design Architecture Masterplanning Interiors Graphics

Client
Zania Universal

Project
New Oxford Street
112-116 New Oxford Street

Drawing Title
EXISTING
First Floor Plan

Drawn By
RC

Checked By
JR

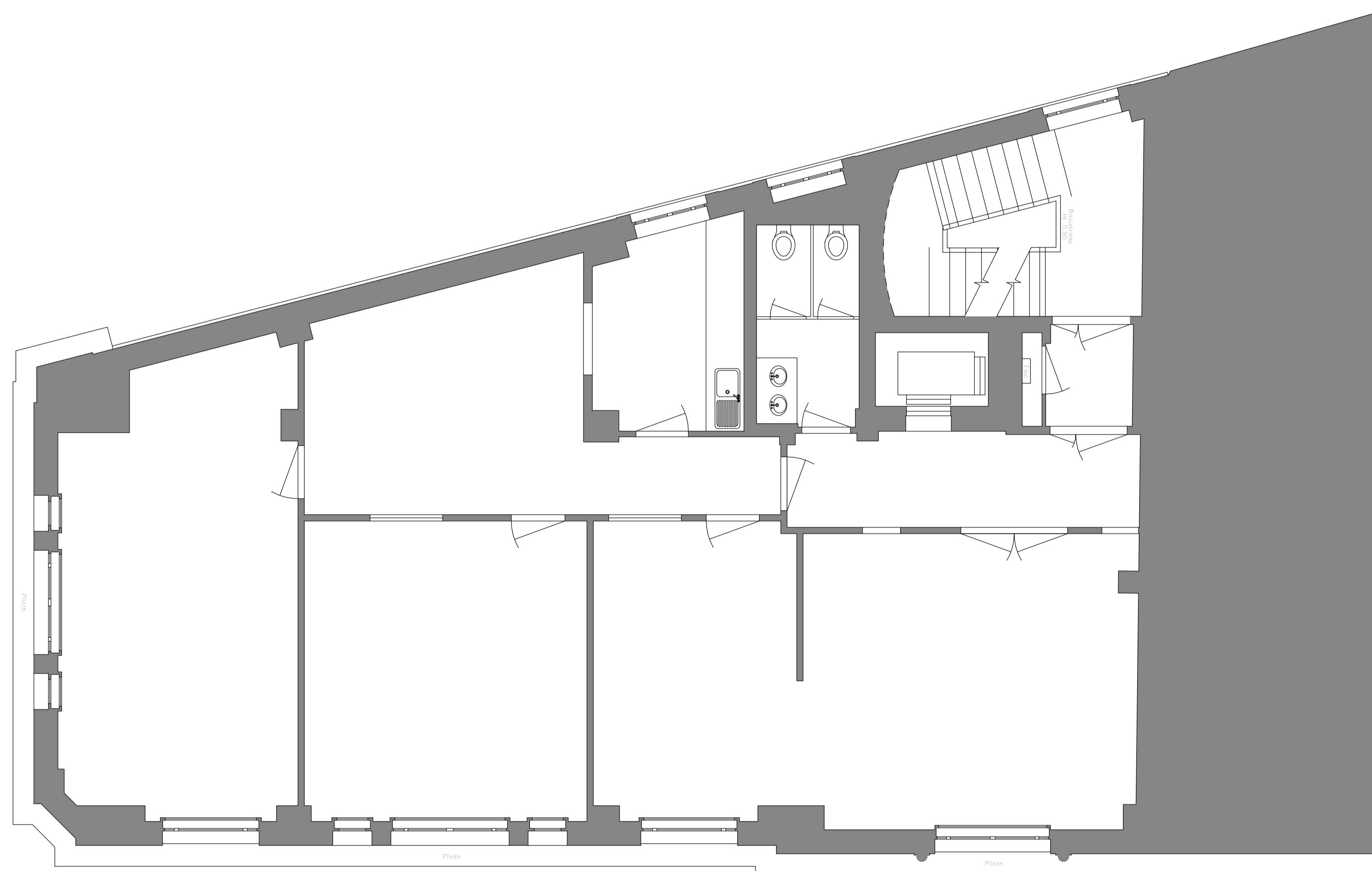
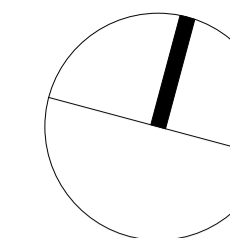
Scale
1 : 50

Date
20 Dec 2012

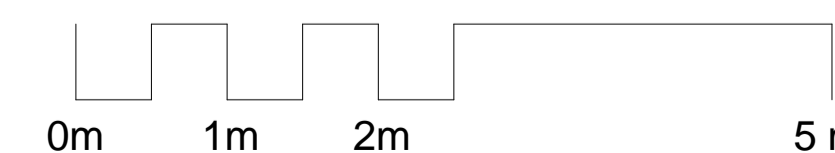
Project No. Drawing No. Revision
L4265 BNY-MA (02)1001 A01

Status
PLANNING

1 +44 (0) 207 404 7666
1 +44 (0) 207 404 7990
e london@benoy.com
www.benoy.com



1 EXISTING Level 02
1 : 50



A01 20/12/15 Issue For Planning RC JR

Rev	Date	Description	By	Chk'd



Design Architecture Masterplanning Interiors Graphics

Client
Zania Universal

Project
New Oxford Street
112-116 New Oxford Street

Drawing Title
EXISTING
Second Floor Plan

Drawn By
RC

Checked By
JR

Scale
1 : 50

Date
20 Dec 2012

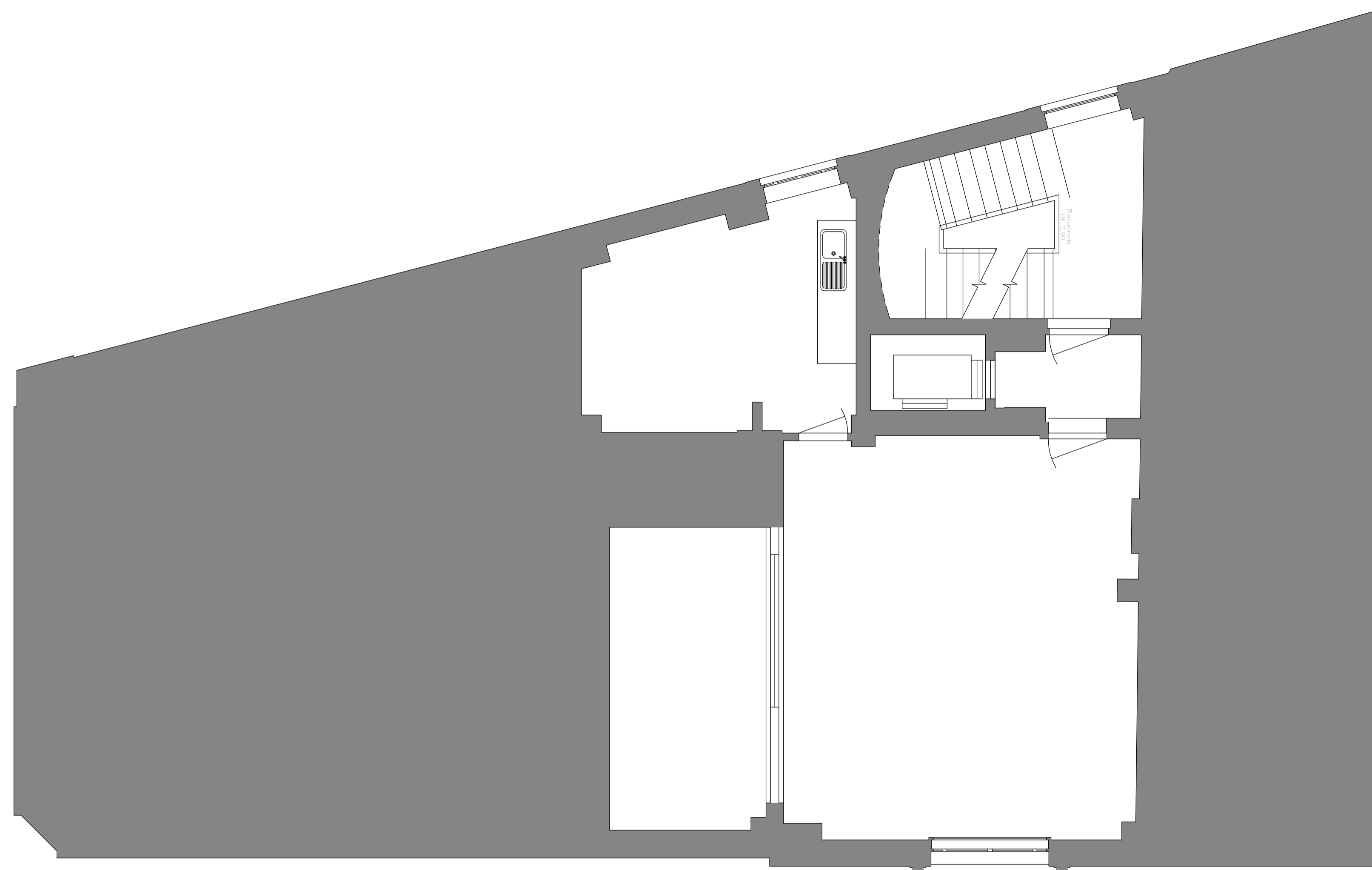
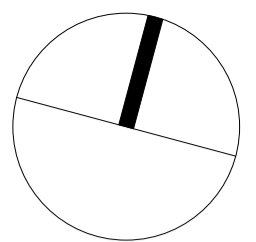
Project No.
L4265

Drawing No.
BNY-MA (02)2001

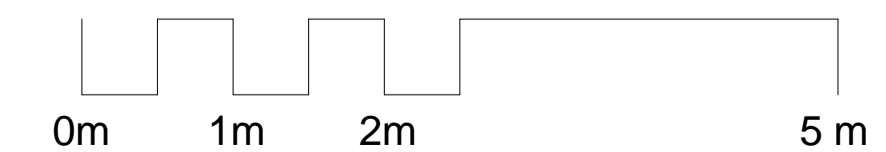
Revision
A01

Status
PLANNING

1 +44 (0) 207 404 7666
1 +44 (0) 207 404 7990
e london@benoy.com
www.benoy.com



1 EXISTING Level 03
(2)A401 1:50



A01 20/12/15 Issue For Planning RC JR

Rev	Date	Description	By	Chk'd
-----	------	-------------	----	-------



Design Architecture Masterplanning Interiors Graphics

Client
Zania Universal

Project
New Oxford Street
112-116 New Oxford Street

Drawing Title
EXISTING
Third Floor Plan

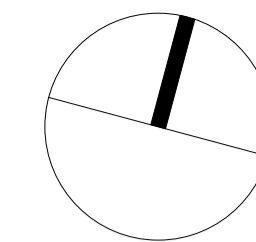
Drawn By RC	Checked By JR
----------------	------------------

Scale 1 : 50	Date 20 Dec 2012
-----------------	---------------------

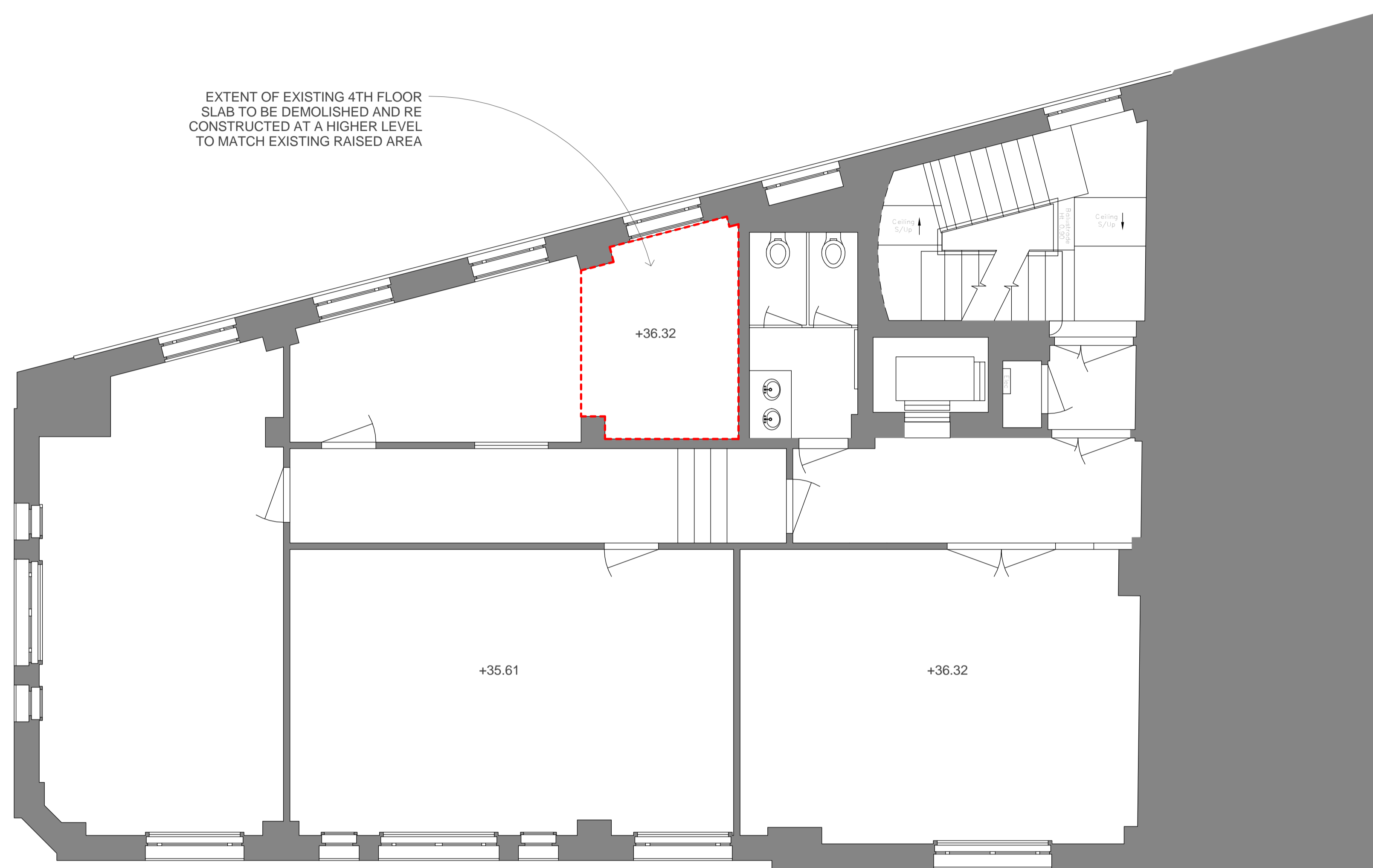
Project No. L4265	Drawing No. BNY-MA (02)3001	Revision A01
----------------------	--------------------------------	-----------------

Status
PLANNING

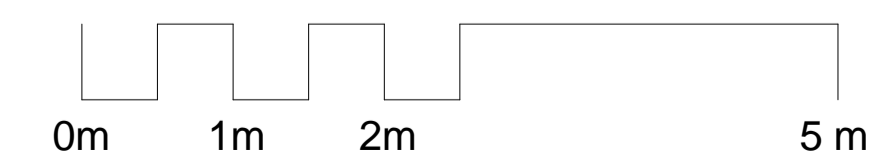
1 +44 (0) 207 404 7666
1 +44 (0) 207 404 7990
e london@benoy.com
www.benoy.com



EXTENT OF EXISTING 4TH FLOOR SLAB TO BE DEMOLISHED AND RE CONSTRUCTED AT A HIGHER LEVEL TO MATCH EXISTING RAISED AREA



1 EXISTING Level 04
(21)A01 1 : 50



A01	20/12/15	Issue For Planning	RC	JR
A00	14/12/12	Issue For Information	RC	JR

Rev	Date	Description	By	Chk'd
-----	------	-------------	----	-------



Client
 Zania Universal

Project
 New Oxford Street
 112-116 New Oxford Street

Drawing Title
 EXISTING
 Fourth Floor Plan

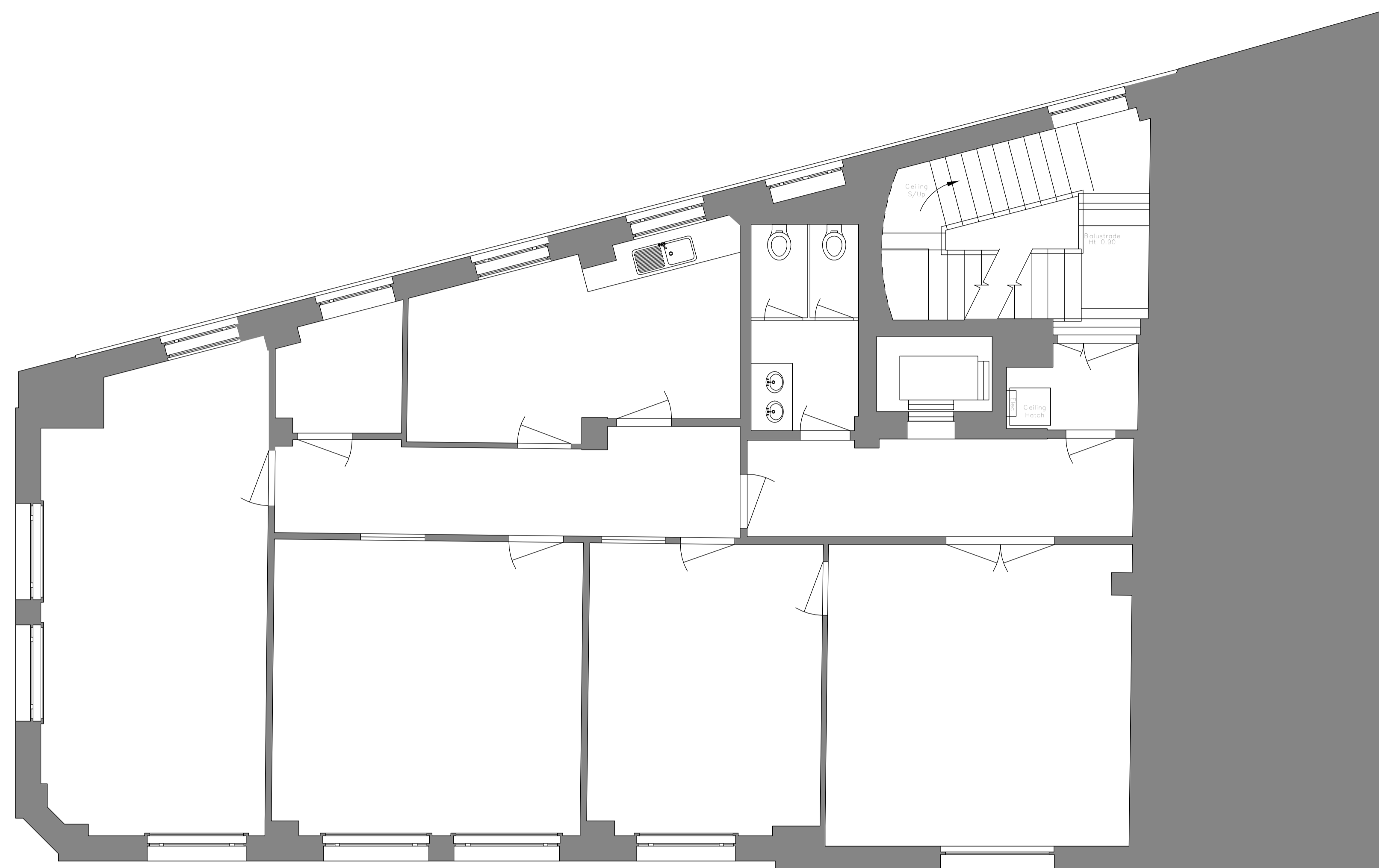
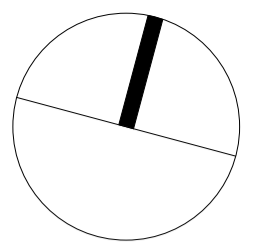
Drawn By	Checked By
RC	JR

Scale	Date
1 : 50 @ A1	09 Nov 2012

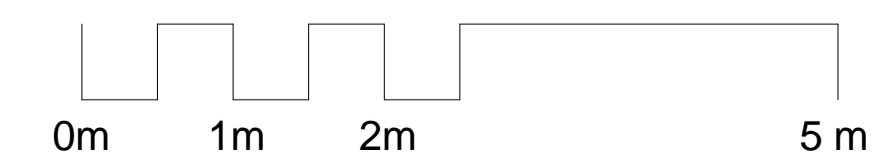
Project No.	Drawing No.	Revision
L4265	BNY-MA (02)4001	A01

Status
PLANNING

1 +44 (0) 207 404 7666
 1 +44 (0) 207 404 7990
 e london@benoy.com
 www.benoy.com



1 EXISTING Level 05
1:50



A01 20/12/15 Issue For Planning RC JR

Rev	Date	Description	By	Chk'd



Design Architecture Masterplanning Interiors Graphics

Client
Zania Universal

Project
New Oxford Street
112-116 New Oxford Street

Drawing Title
EXISTING
Fifth Floor Plan

Drawn By
RC

Checked By
JR

Scale
1 : 50

Date
12/20/12

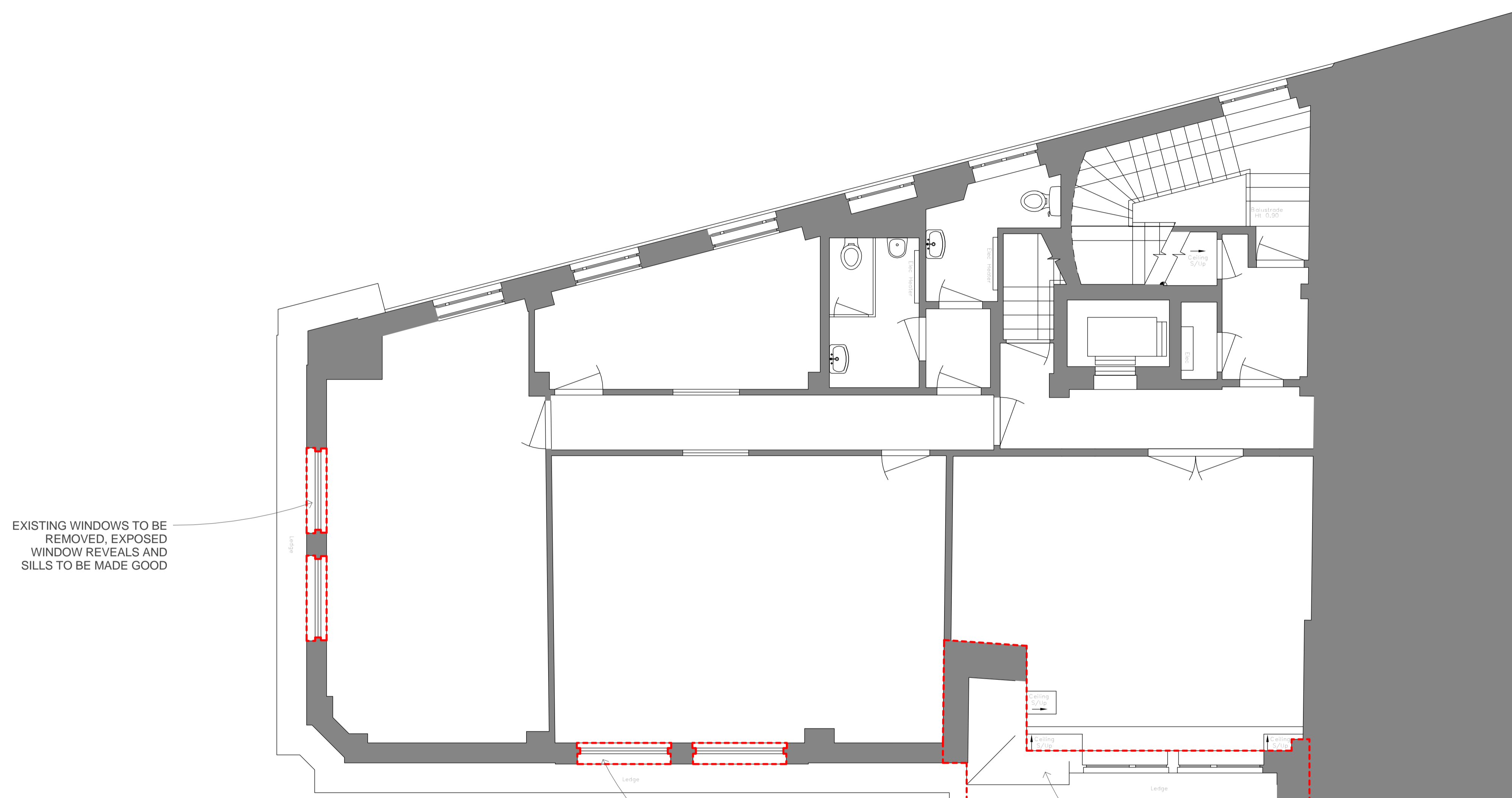
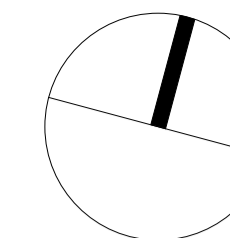
Project No.
L4265

Drawing No.
BNY-MA (02)5001

Revision
A01

Status
PLANNING

1 +44 (0) 207 404 7666
1 +44 (0) 207 404 7990
e london@benoy.com
www.benoy.com

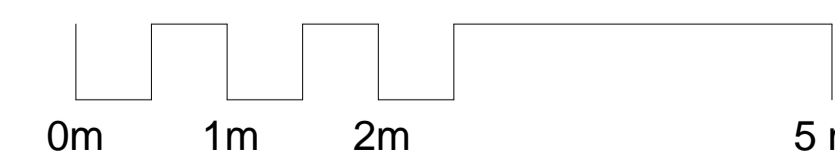


EXISTING WINDOWS TO BE REMOVED, EXPOSED WINDOW REVEALS AND SILLS TO BE MADE GOOD

EXISTING WINDOWS TO BE REMOVED, EXPOSED WINDOW REVEALS AND SILLS TO BE MADE GOOD

DORMER WINDOWS AND SLOPING ROOF CONSTRUCTION TO BE DEMOLISHED. ALL EXPOSED AREAS MADE GOOD FOR NEW CONSTRUCTION

1 EXISTING Level 06
1:50



A01 20/12/15 Issue For Planning RC JR

Rev	Date	Description	By	Chk'd



Design Architecture Masterplanning Interiors Graphics

Client
Zania Universal

Project
New Oxford Street
112-116 New Oxford Street

Drawing Title
EXISTING
Sixth Floor Plan

Drawn By
RC

Checked By
JR

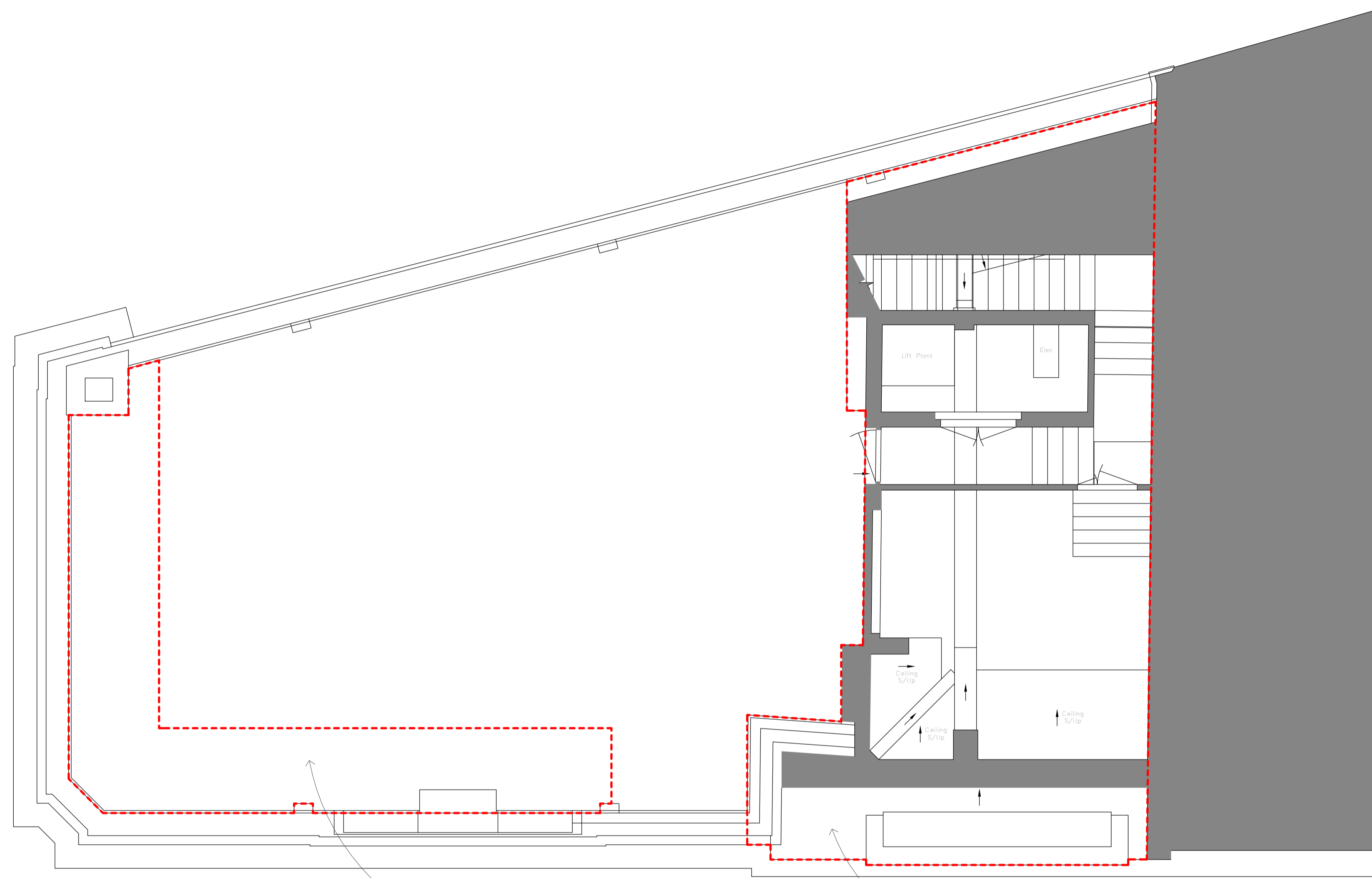
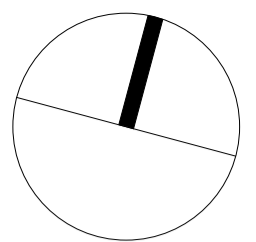
Scale
1 : 50 @ A1

Date
09 Nov 2012

Project No. Drawing No. Revision
L4265 BNY-MA (02)6001 A01

Status
PLANNING

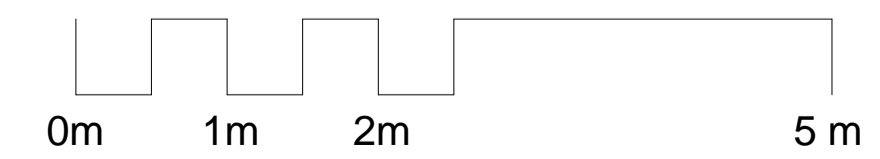
1 +44 (0) 207 404 7666
1 +44 (0) 207 404 7660
e london@benoy.com
www.benoy.com



EXISTING ROOF SLAB TO BE REMOVED AROUND PERIMETER

EXTENT OF EXISTING ROOF CONSTRUCTION TO BE DEMOLISHED. ALL EXPOSED AREAS MADE GOOD FOR NEW CONSTRUCTION

1 EXISTING Level 07
1:50



A01 20/12/15 Issue For Planning RC JR

Rev	Date	Description	By	Chk'd



Design Architecture Masterplanning Interiors Graphics

Client
Zania Universal

Project
New Oxford Street
112-116 New Oxford Street

Drawing Title
EXISTING
Seventh Floor Plan

Drawn By
RC

Checked By
JR

Scale
1 : 50 @ A1

Date
09 Nov 2012

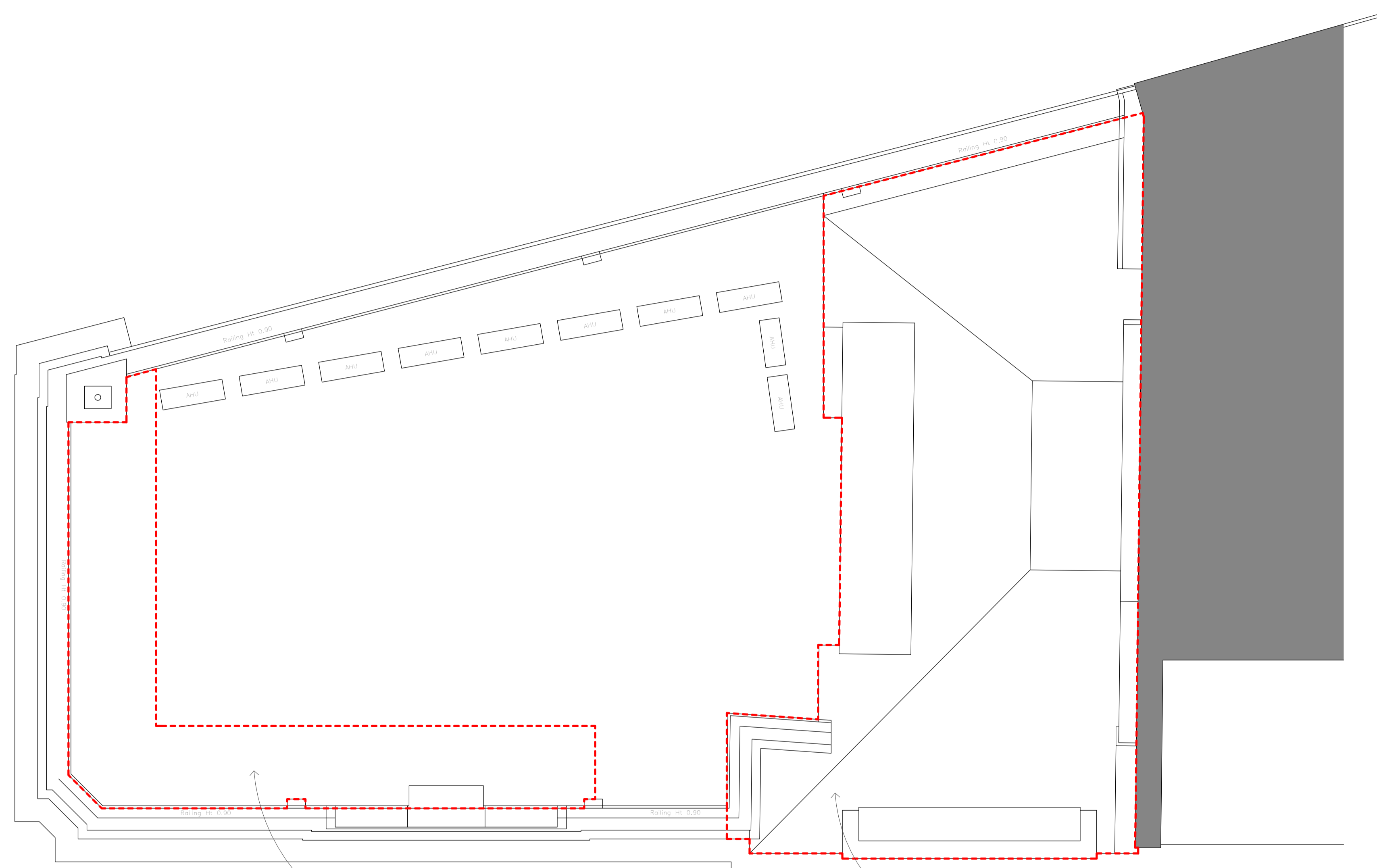
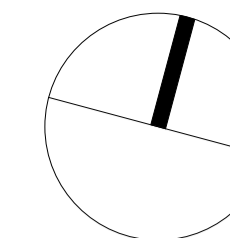
Project No.
L4265

Drawing No.
BNY-MA (02)7001

Revision
A01

Status
PLANNING

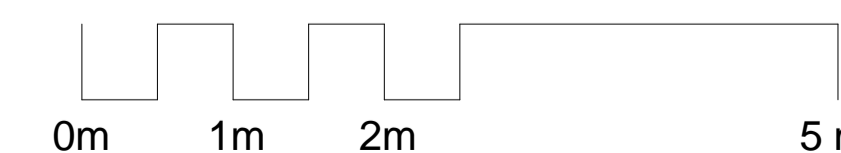
1 +44 (0) 207 404 7666
1 +44 (0) 207 404 7990
e london@benoy.com
www.benoy.com



EXISTING ROOF SLAB TO BE REMOVED AROUND PERIMETER

EXTENT OF EXISTING ROOD CONSTRUCTION TO BE DEMOLISHED . ALL EXPOSED AREAS MADE GOOD FOR NEW CONSTRUCTION

1 EXISTING Roof 1:50
(21)A01



A01 20/12/15 Issue For Planning RC JR

Rev	Date	Description	By	Chk'd



Design Architecture Masterplanning Interiors Graphics

Client
Zania Universal

Project
New Oxford Street
112-116 New Oxford Street

Drawing Title
EXISTING
Roof Plan

Drawn By
RC

Checked By
JR

Scale
1 : 50 @ A1

Date
09 Nov 2012

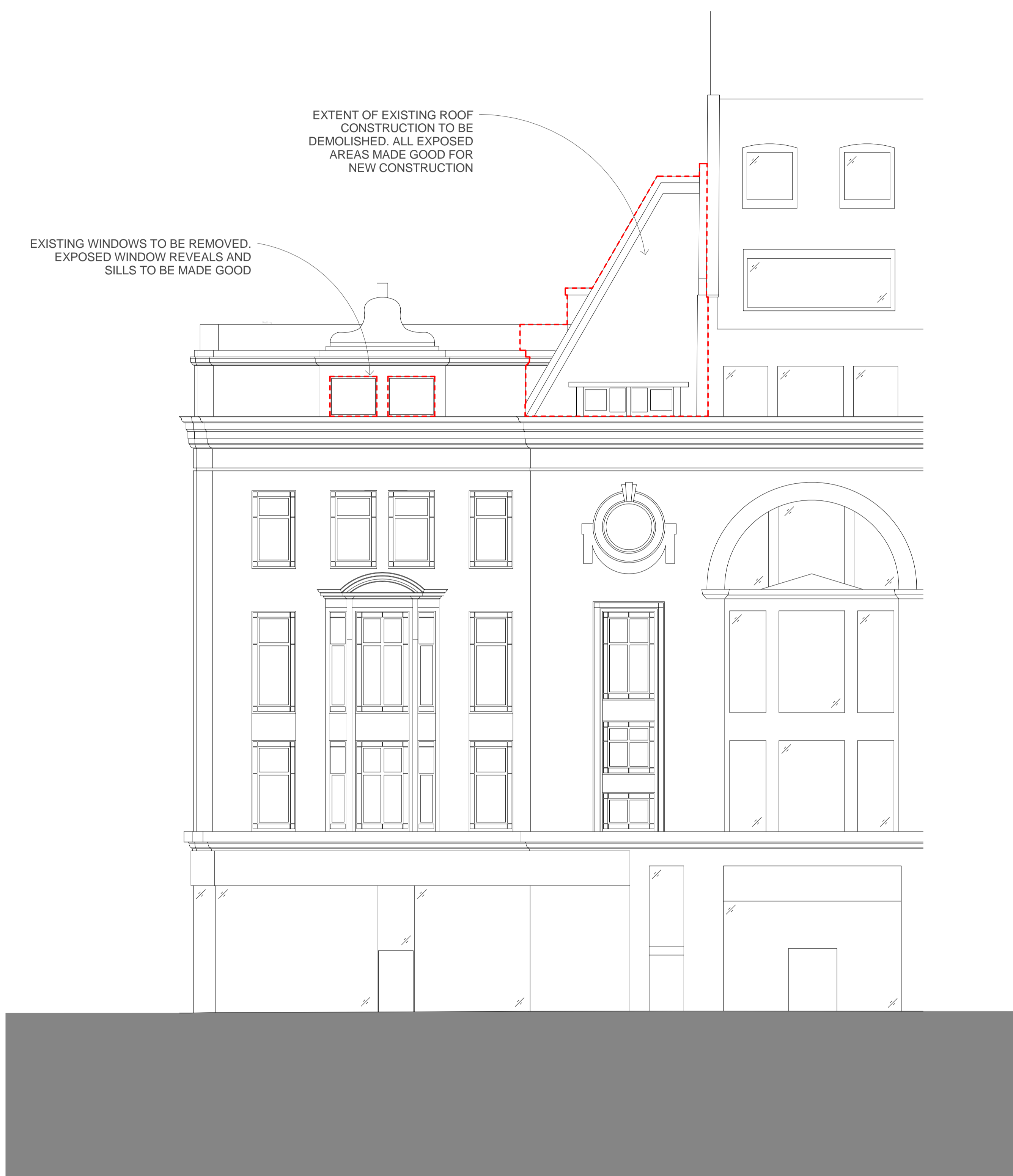
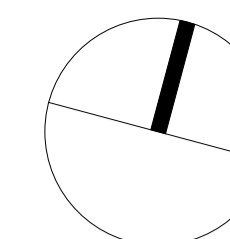
Project No.
L4265

Drawing No.
BNY-MA (02)9001

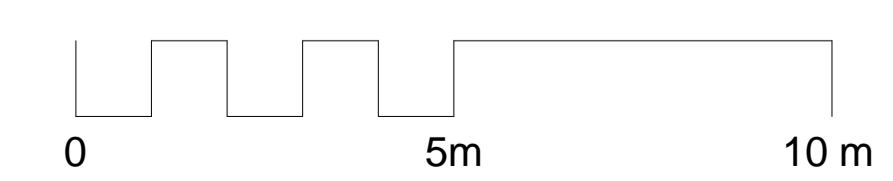
Revision
A01

Status
PLANNING

1 +44 (0) 207 404 7666
1 +44 (0) 207 404 7990
e london@benoy.com
www.benoy.com



1 EXISTING South Elevation
1 : 100



A01 20/12/15 Issue For Planning RC JR

Rev	Date	Description	By	Chk'd



Design Architecture Masterplanning Interiors Graphics

Client
Zania Universal

Project
New Oxford Street
112-116 New Oxford Street

Drawing Title
EXISTING
South Elevation

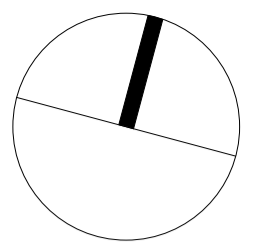
Drawn By RC	Checked By JR
----------------	------------------

Scale 1 : 100 @ A1	Date 09 Nov 2012
-----------------------	---------------------

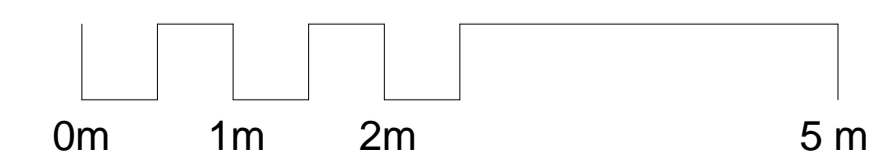
Project No. L4265	Drawing No. BNY-MA (02)AA01 A01	Revision
----------------------	------------------------------------	----------

Status
PLANNING

+44 (0) 207 404 7666
+44 (0) 207 404 7990
e london@benoy.com
www.benoy.com




1 EXISTING Level B1
1 : 50



A01 20/12/15 Issue For Planning RC JR

Rev	Date	Description	By	Chk'd
-----	------	-------------	----	-------



Design Architecture Masterplanning Interiors Graphics

Client
Zania Universal

Project
New Oxford Street
112-116 New Oxford Street

Drawing Title
EXISTING
Basement Floor Plan

Drawn By RC	Checked By JR
----------------	------------------

Scale 1 : 50	Date 20 Dec 2012
-----------------	---------------------

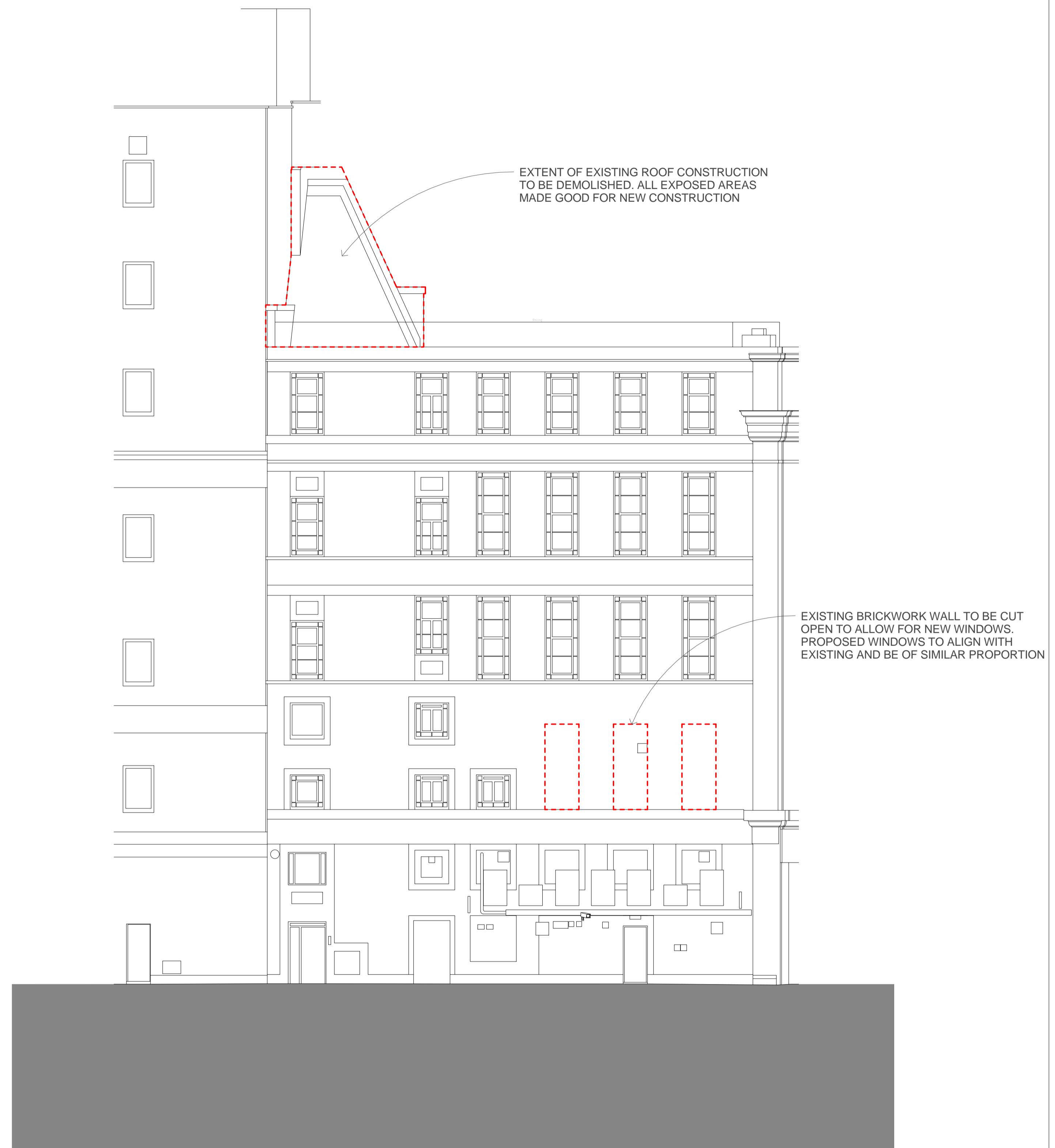
Project No. L4265	Drawing No. BNY-MA (02)B101	Revision A01
----------------------	--------------------------------	-----------------

Status
PLANNING

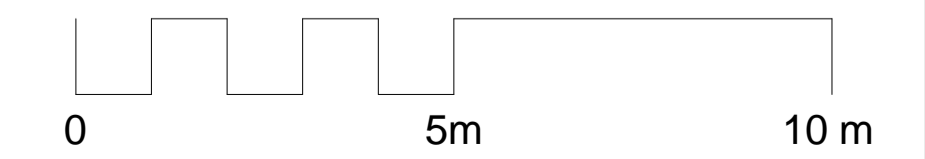
+44 (0) 207 404 7666
+44 (0) 207 404 7990
e london@benoy.com
www.benoy.com



1 EXISTING West Elevation
1 : 100



2 EXISTING North Elevation
1 : 100



A01 20/12/15 Issue For Planning RC JR

Rev	Date	Description	By	Chk'd

Benoy

Design Architecture Masterplanning Interiors Graphics

Client
Zania Universal

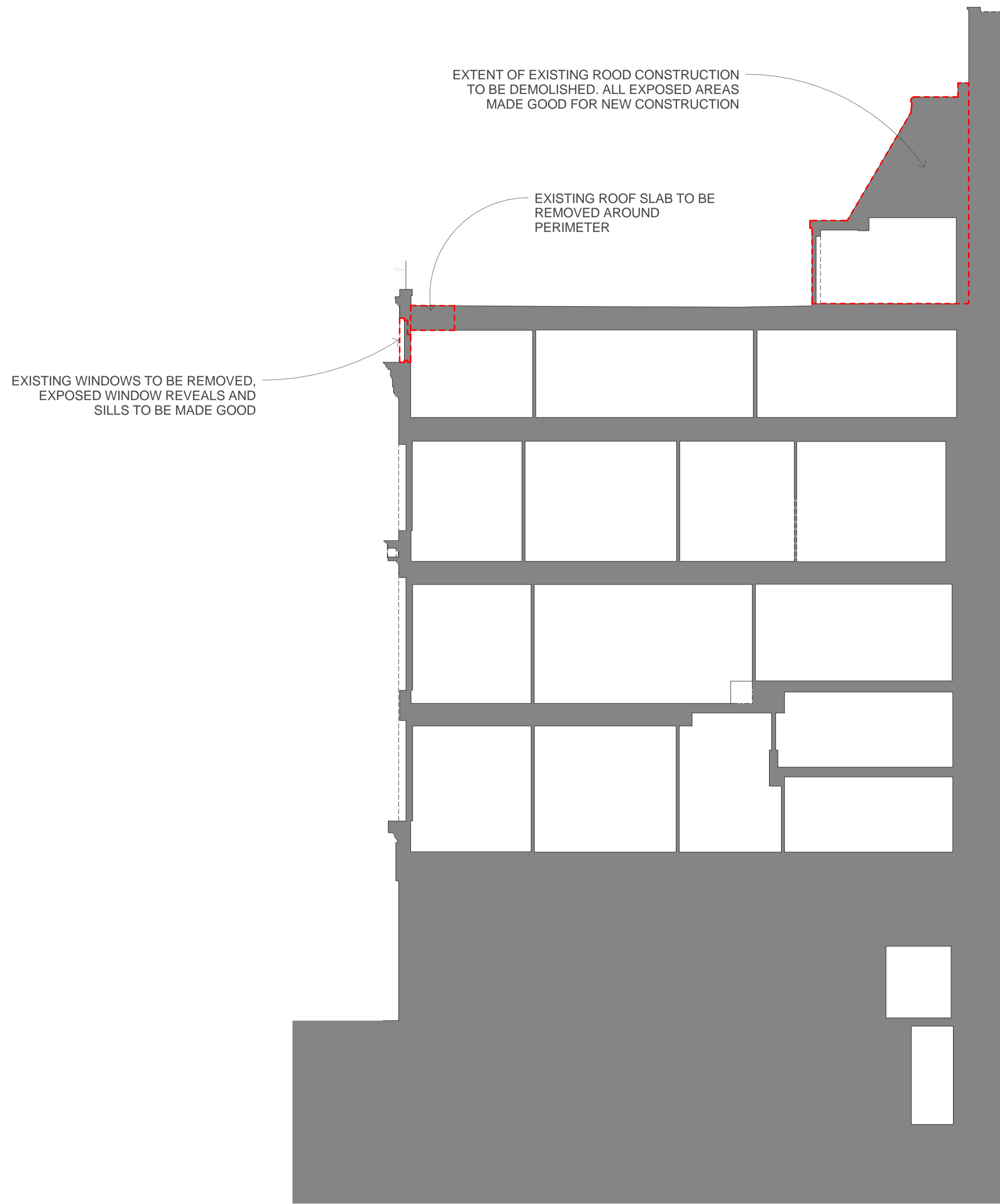
Project
**New Oxford Street
112-116 New Oxford Street**

Drawing Title
**EXISTING
West/North Elevation**

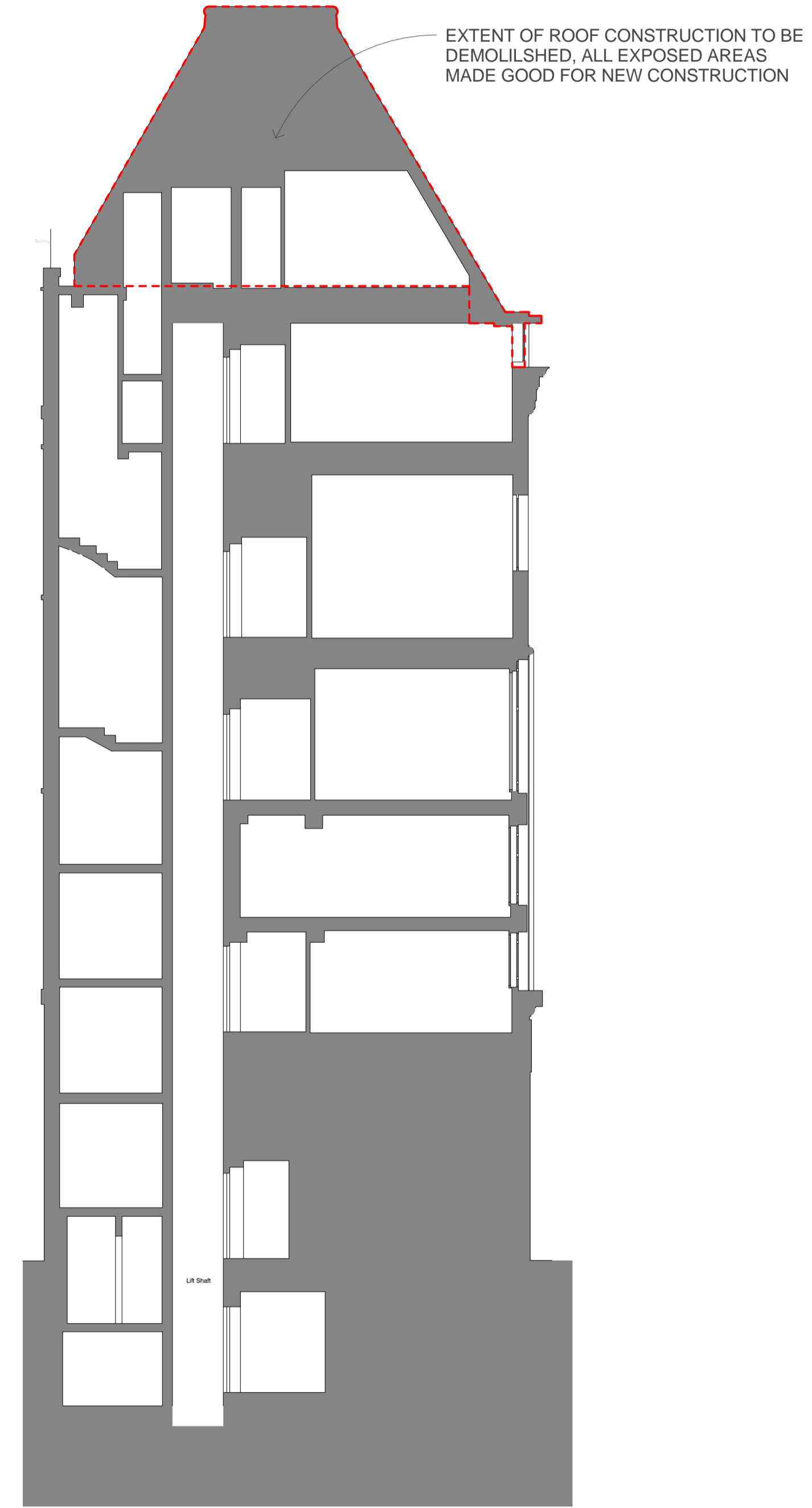
Drawn By RC	Checked By JR
Scale 1 : 100 @ A1	Date 09 Nov 2012
Project No. L4265	Drawing No. BNY-MA (02)BB01 A01
Revision 	
Status PLANNING	

t +44 (0) 207 404 7666
f +44 (0) 207 404 7660
e london@benoy.com

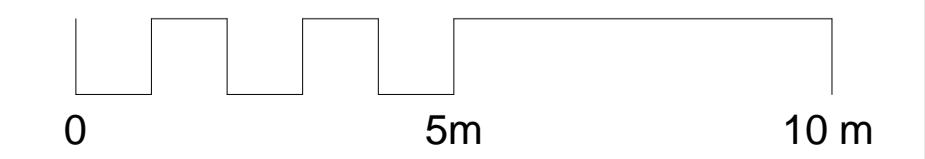
www.benoy.com



1 EXISTING Section AA
1:100

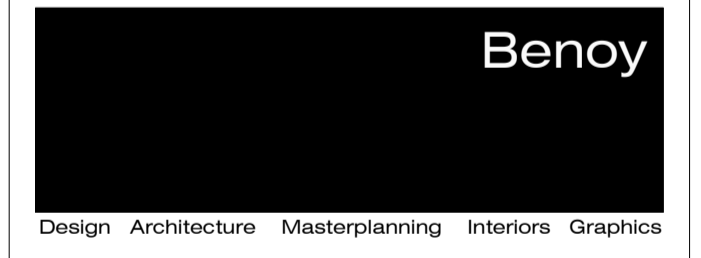


2 EXISTING Section BB
1:100



A01 20/12/15 Issue For Planning RC JR

Rev	Date	Description	By	Chk'd



Client
Zania Universal

Project
New Oxford Street
112-116 New Oxford Street

Drawing Title
EXISTING
Section AA/BB

Drawn By RC	Checked By JR
----------------	------------------

Scale 1:100 @ A1	Date 09 Nov 2012
---------------------	---------------------

Project No. L4265	Drawing No. BNY-MA (02)CC01 A01	Revision
----------------------	------------------------------------	----------

Status
PLANNING

1 +44 (0) 207 404 7666
1 +44 (0) 207 404 7990
e london@benoy.com
www.benoy.com



A01 20/12/15 Issue For Planning RC JR

Rev	Date	Description	By	Chk'd

Benoy
 Design Architecture Masterplanning Interiors Graphics

Client
 Zania Universal

Project
 New Oxford Street
 112-116 New Oxford Street

Drawing Title
PROPOSED
 Photomontage 01

Drawn By	Checked By
RC	JR

Scale	Date
1 : 100	12/19/12

Project No.	Drawing No.	Revision
L4265	BNY-MA (03)0001	A01

Status
PLANNING

+44 (0) 207 404 7666
 +44 (0) 207 404 7990
 e london@benoy.com
 www.benoy.com



1 Photomontage 02
 (21)A01 1 : 100

A01 20/12/15 Issue For Planning RC JR

Rev	Date	Description	By	Chk'd



Design Architecture Masterplanning Interiors Graphics

Client
 Zania Universal

Project
 New Oxford Street
 112-116 New Oxford Street

Drawing Title
PROPOSED
 Photomontage 02

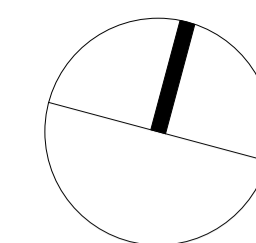
Drawn By	Checked By
RC	JR

Scale	Date
1 : 100	09 Nov 2012

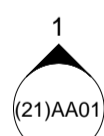

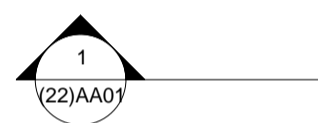
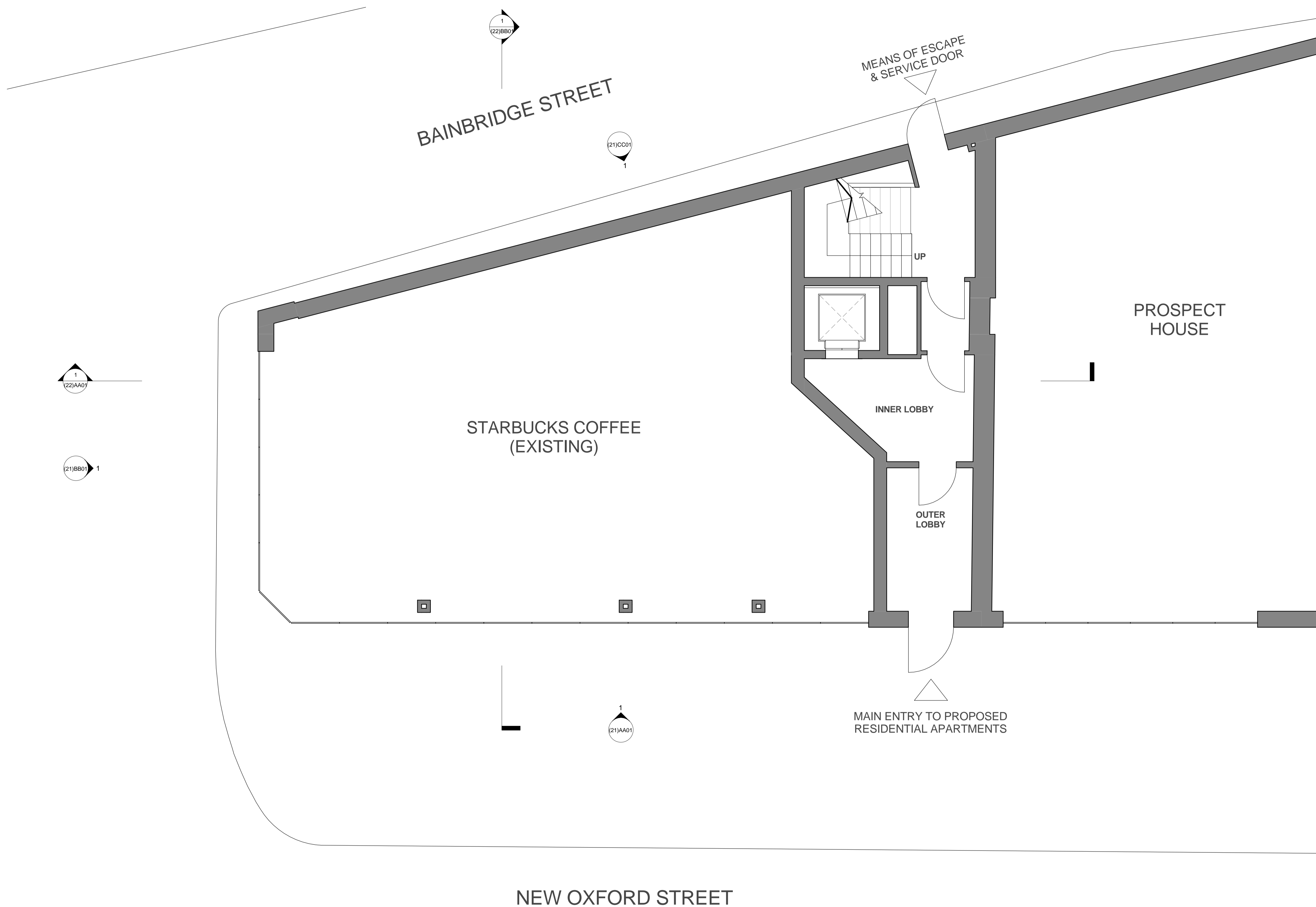
Project No.	Drawing No.	Revision
L4265	BNY-MA (03)0002	A01

Status
PLANNING

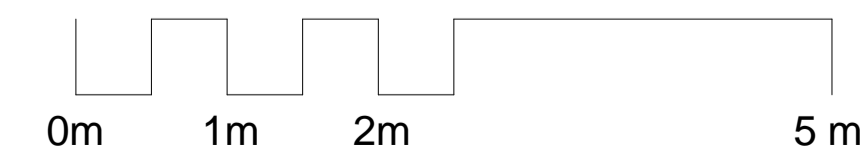
1 +44 (0) 207 404 7666
 t +44 (0) 207 404 7990
 e london@benoy.com
 www.benoy.com



Lobby (GIA)		
Number	Area	Name
Lobby	8.57 m ²	Inner
Lobby	6.81 m ²	Outer



1 GA Level 00
(21)AA01 1:50



A01	20/12/15	Issue For Planning	RC	JR
A00	14/12/12	Issue For Information	RC	JR

Rev	Date	Description	By	Chk'd

Benoy
Design Architecture Masterplanning Interiors Graphics

Client
Zania Universal

Project
New Oxford Street
112-116 New Oxford Street

Drawing Title
PROPOSED
Ground Floor Plan

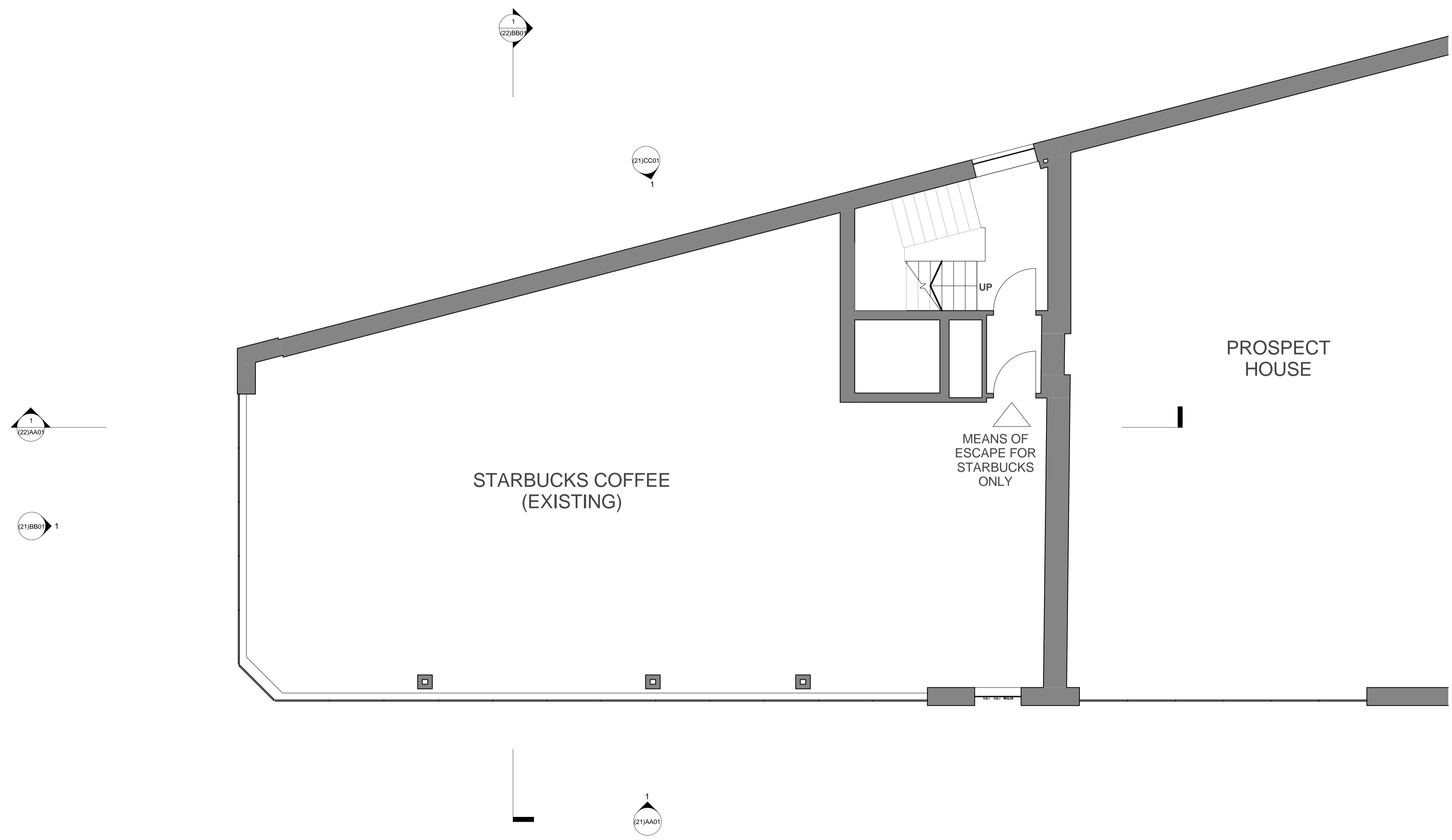
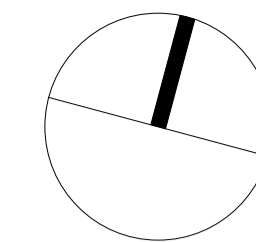
Drawn By: RC
Checked By: JR

Scale: 1:50 @ A1
Date: 14 Dec 2012

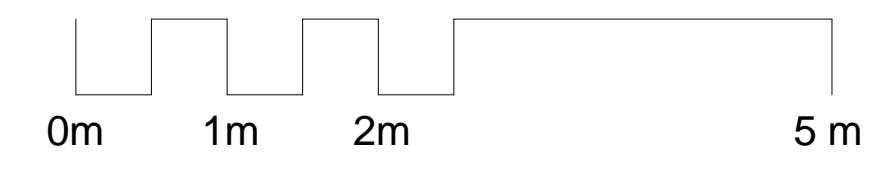
Project No.: L4265
Drawing No.: BNY-MA (20)0001
Revision: A01

Status
PLANNING

1 +44 (0) 207 404 7666
1 +44 (0) 207 404 7990
e london@benoy.com
www.benoy.com



1 GA Level 01
 (21)AA01 1:50



A01	20/12/15	Issue For Planning	RC	JR
A00	14/12/12	Issue For Information	RC	JR

Rev	Date	Description	By	Chk'd
-----	------	-------------	----	-------

Benoy
 Design Architecture Masterplanning Interiors Graphics

Client
 Zania Universal

Project
 New Oxford Street
 112-116 New Oxford Street

Drawing Title
PROPOSED
 First Floor Plan

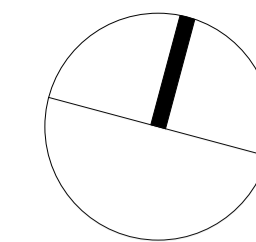
Drawn By RC	Checked By JR
----------------	------------------

Scale 1 : 50 @ A1	Date 14 Dec 2012
----------------------	---------------------

Project No. L4265	Drawing No. BNY-MA (20)1001	Revision A01
----------------------	--------------------------------	-----------------

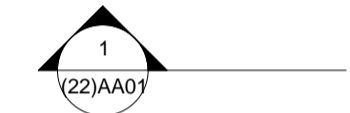
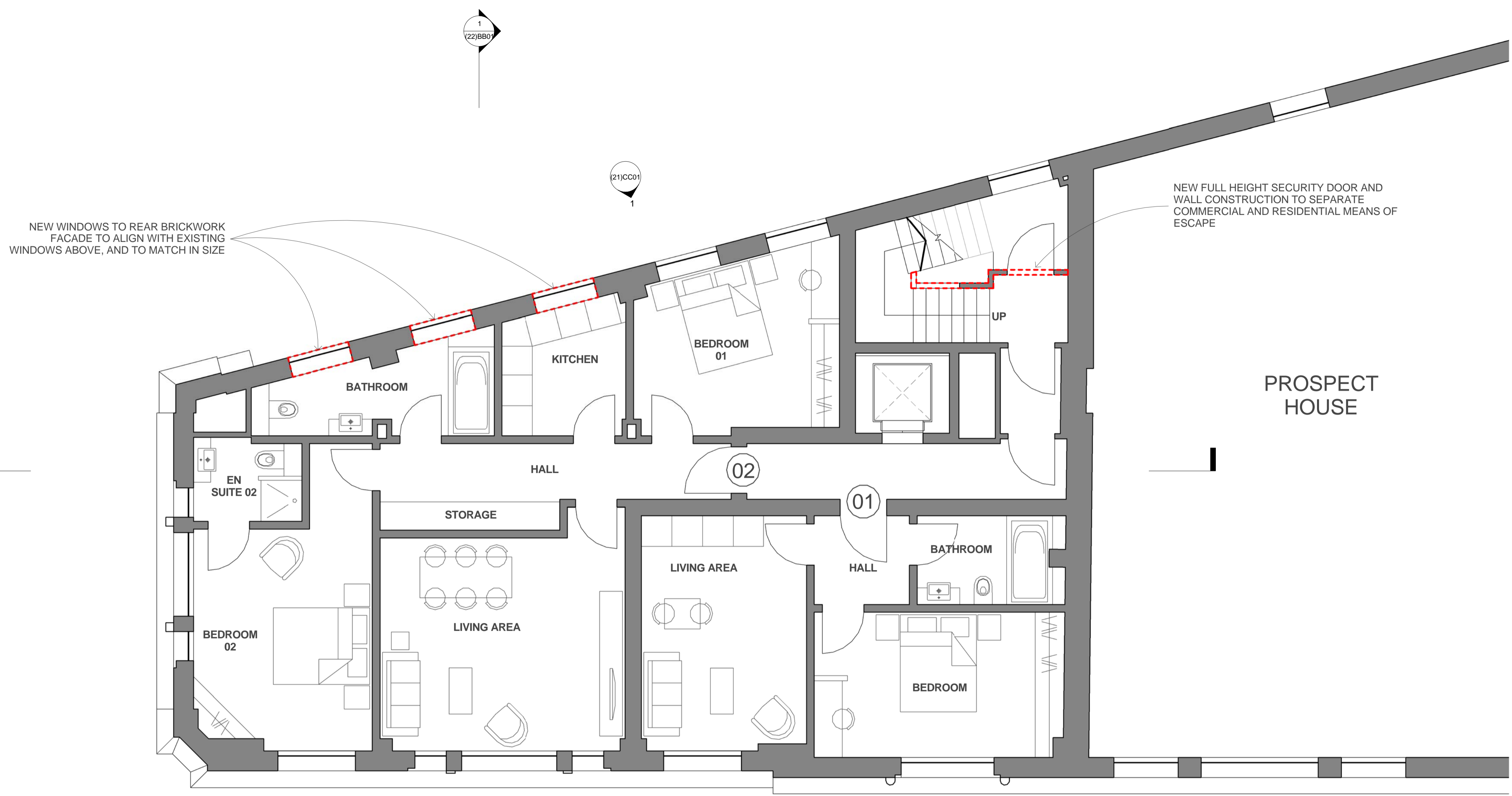
Status
PLANNING

1 +44 (0) 207 404 7666
 1 +44 (0) 207 404 7990
 e london@benoy.com
 www.benoy.com

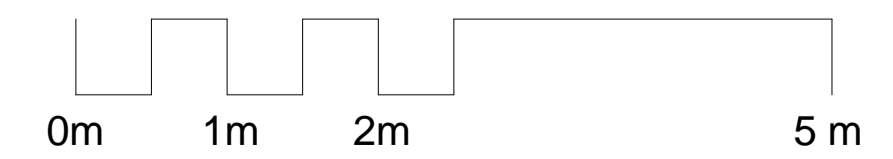


Apartment 01 (GIA)		
Number	Area	Name
Apartment 01	4.98 m ²	Bathroom
Apartment 01	13.84 m ²	Bedroom
Apartment 01	3.15 m ²	Hall
Apartment 01	14.79 m ²	Living Area
	36.77 m ²	

Apartment 02 (GIA)		
Number	Area	Name
Apartment 02	7.23 m ²	Bathroom
Apartment 02	13.34 m ²	Bedroom 01
Apartment 02	16.92 m ²	Bedroom 02
Apartment 02	3.35 m ²	En Suite 02
Apartment 02	9.64 m ²	Hall
Apartment 02	6.12 m ²	Kitchen
Apartment 02	20.66 m ²	Living Area
	77.27 m ²	



1 GA Level 02
(21)AA01 1 : 50



A01	20/12/15	Issue For Planning	RC	JR
A00	14/12/12	Issue For Information	RC	JR

Rev	Date	Description	By	Chkd

Benoy
Design Architecture Masterplanning Interiors Graphics

Client
Zania Universal

Project
New Oxford Street
112-116 New Oxford Street

Drawing Title
PROPOSED
Second Floor Plan

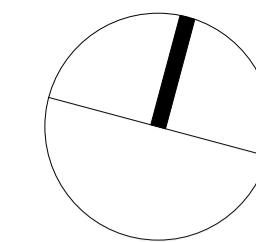
Drawn By: RC | Checked By: JR

Scale: 1 : 50 @ A1 | Date: 09 Nov 2012

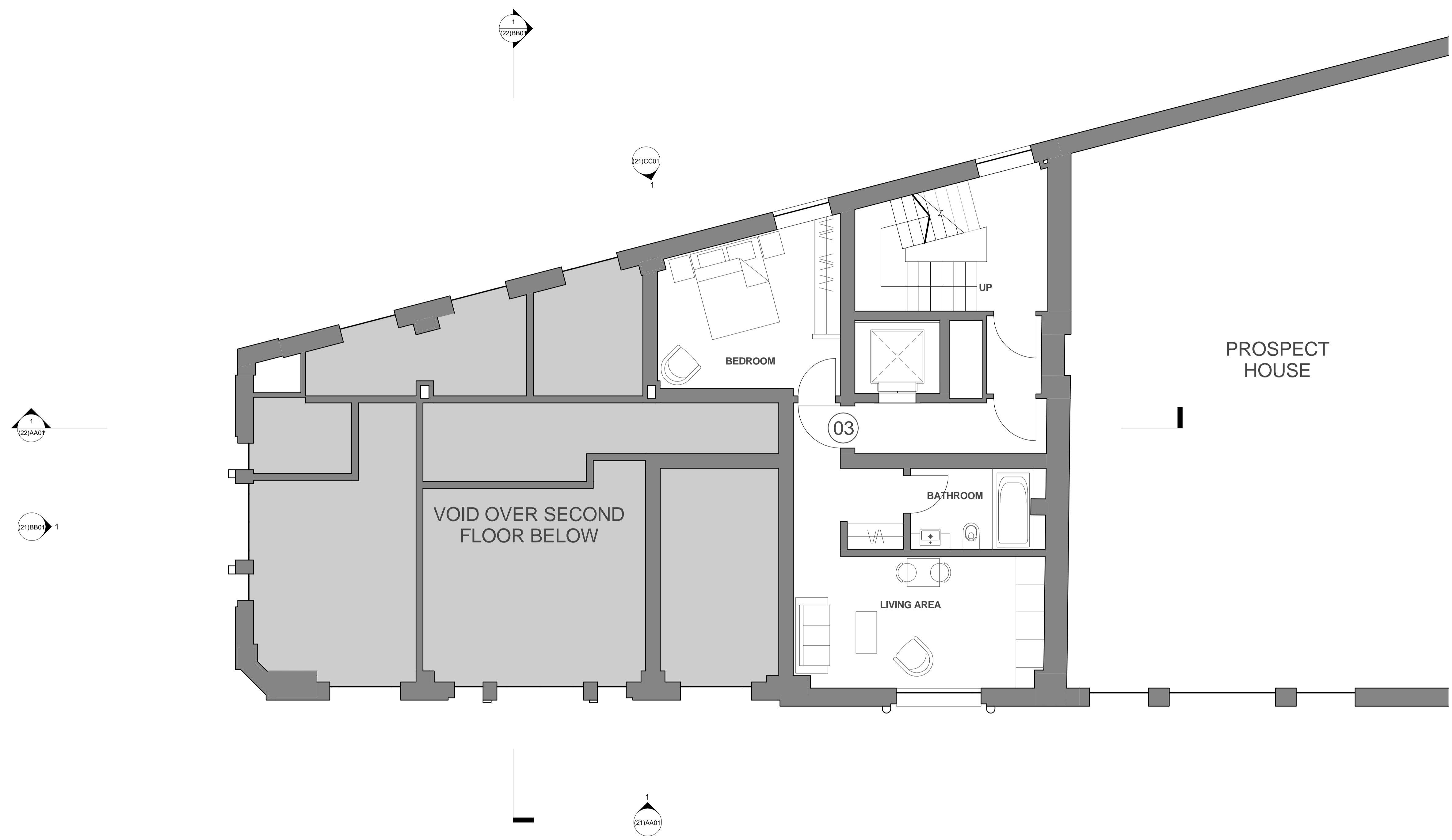
Project No.: L4265 | Drawing No.: BNY-MA (20)2001 | Revision: A01

Status
PLANNING

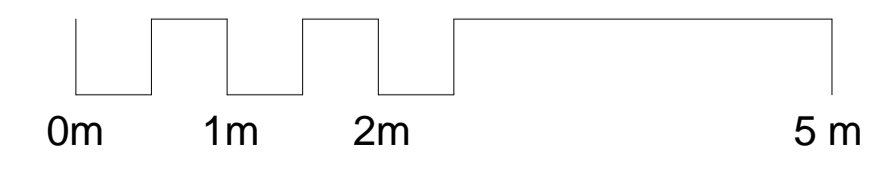
1 +44 (0) 207 404 7666
1 +44 (0) 207 404 7990
e london@benoy.com
www.benoy.com



Apartment 03 (GIA)		
Number	Area	Name
Apartment 03	4.98 m ²	Bathroom
Apartment 03	13.00 m ²	Bedroom
Apartment 03	20.88 m ²	Living Area
		38.86 m ²

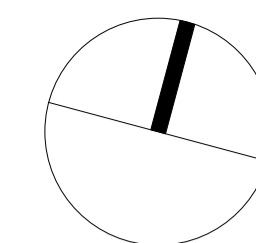


1 GA Level 03
(21)AA01 1:50



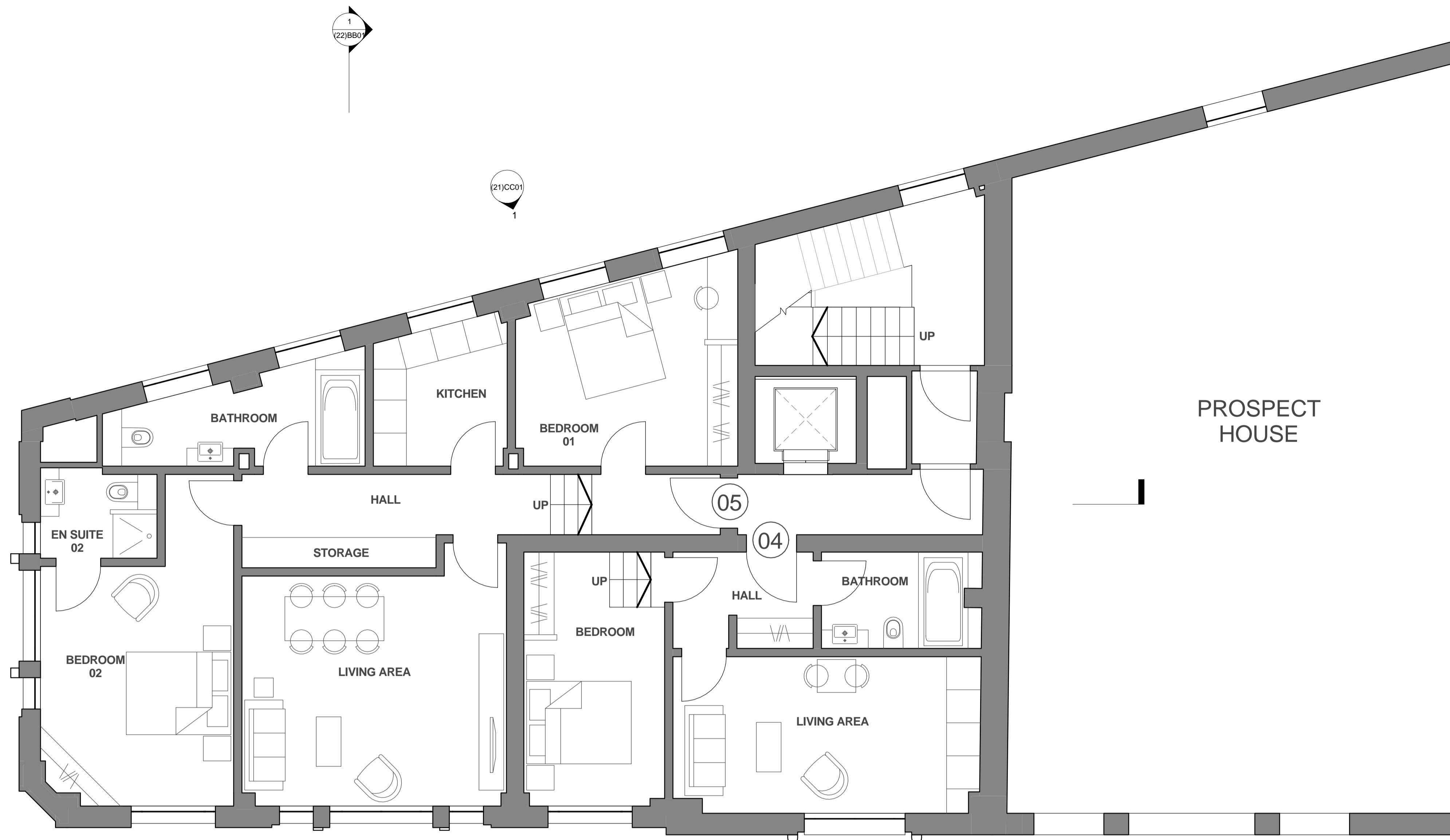
Rev	Date	Description	By	Chk'd
A01	20/12/15	Issue For Planning	RC	JR
A00	14/12/12	Issue For Information	RC	JR

Benoy	
Design Architecture Masterplanning Interiors Graphics	
Client Zania Universal	
Project New Oxford Street 112-116 New Oxford Street	
Drawing Title PROPOSED Third Floor Plan	
Drawn By RC	Checked By JR
Scale 1 : 50 @ A1	Date 09 Nov 2012
Project No. L4265	Drawing No. BNY-MA (20)3001 A01
Status PLANNING	
<small> t +44 (0) 207 404 7666 f +44 (0) 207 404 7990 e london@benoy.com www.benoy.com </small>	

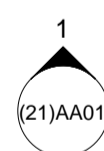
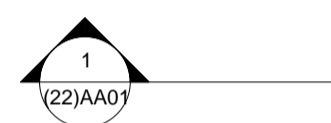


Apartment 04 (GIA)		
Number	Area	Name
Apartment 04	4.98 m ²	Bathroom
Apartment 04	11.73 m ²	Bedroom
Apartment 04	4.46 m ²	Hall
Apartment 04	15.65 m ²	Living Area
		36.82 m ²

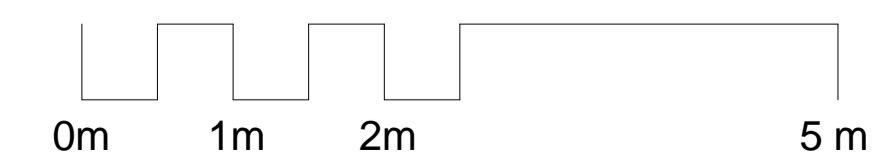
Apartment 05 (GIA)		
Number	Area	Name
Apartment 05	7.22 m ²	Bathroom
Apartment 05	13.69 m ²	Bedroom 01
Apartment 05	16.97 m ²	Bedroom 02
Apartment 05	3.35 m ²	En Suite 02
Apartment 05	11.62 m ²	Hall
Apartment 05	6.12 m ²	Kitchen
Apartment 05	20.66 m ²	Living Area
		79.65 m ²



PROSPECT HOUSE

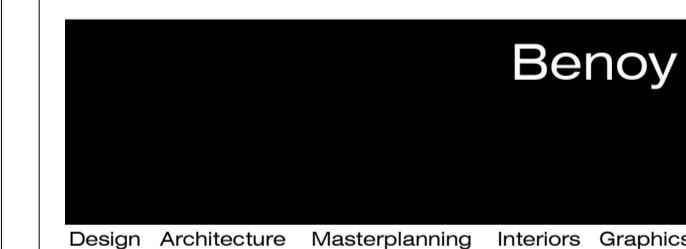


1 GA Level 04
1 : 50



A01	20/12/15	Issue For Planning	RC	JR
A00	14/12/12	Issue For Information	RC	JR

Rev	Date	Description	By	Chk'd



Client
Zania Universal

Project
New Oxford Street
112-116 New Oxford Street

Drawing Title
PROPOSED
Fourth Floor Plan

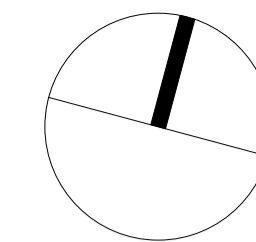
Drawn By: RC
Checked By: JR

Scale: 1 : 50 @ A1
Date: 09 Nov 2012

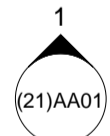
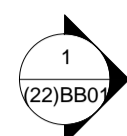
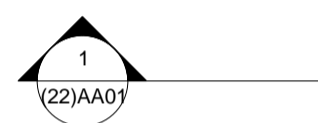
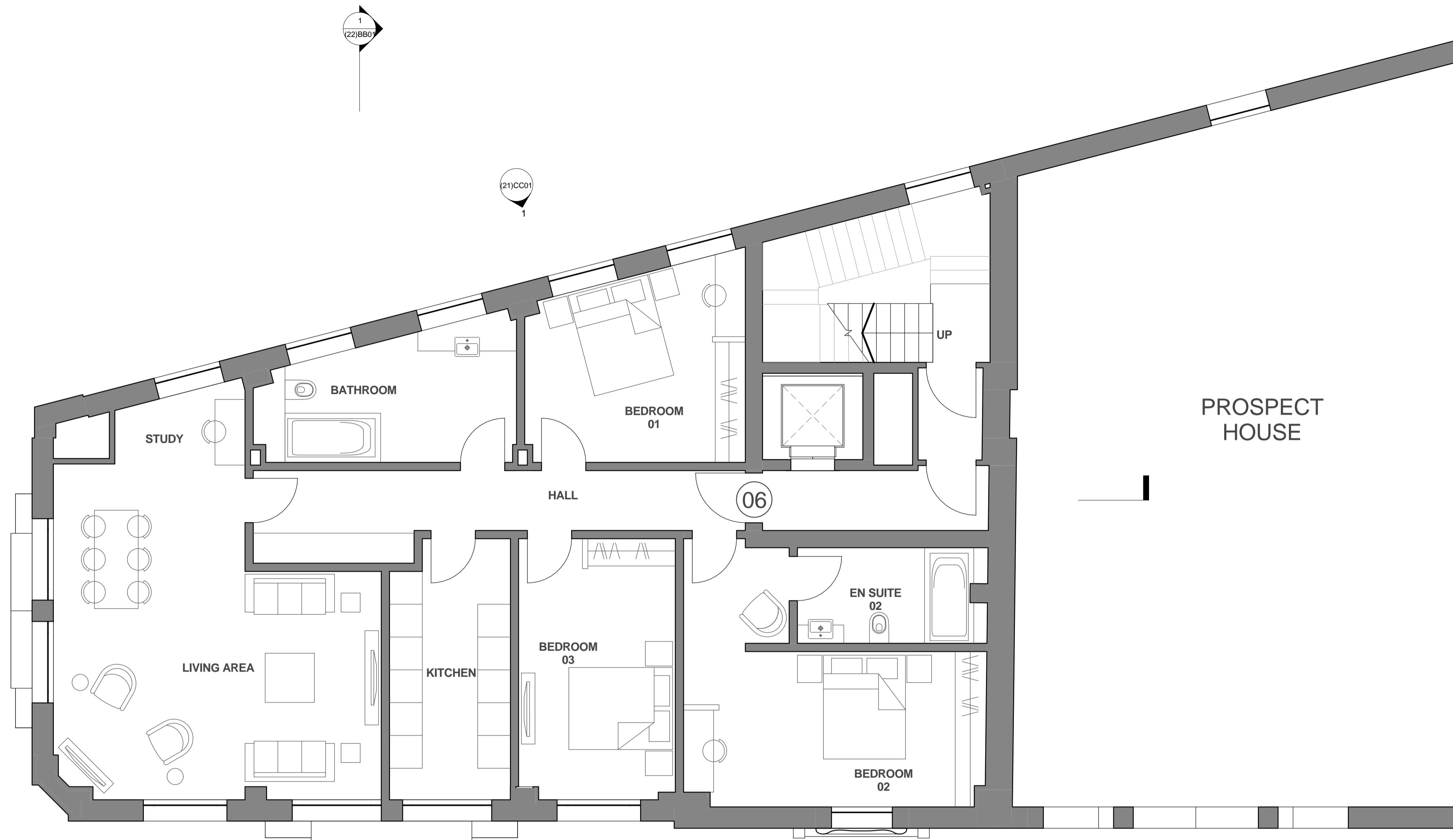
Project No.: L4265
Drawing No.: BNY-MA (20)4001 A01
Revision:

Status
PLANNING

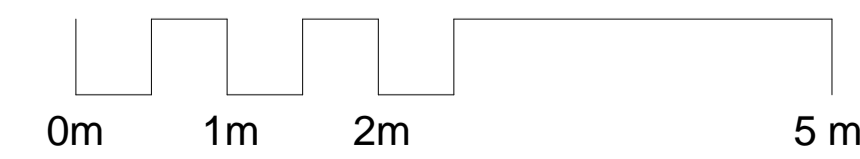
1 +44 (0) 207 404 7666
1 +44 (0) 207 404 7990
e london@benoy.com
www.benoy.com



Apartment 06 (GIA)		
Number	Area	Name
Apartment 06	10.54 m ²	Bathroom
Apartment 06	13.70 m ²	Bedroom 01
Apartment 06	19.26 m ²	Bedroom 02
Apartment 06	13.57 m ²	Bedroom 03
Apartment 06	5.98 m ²	En Suite 02
Apartment 06	11.62 m ²	Hall
Apartment 06	10.21 m ²	Kitchen
Apartment 06	34.67 m ²	Living Area
		119.53 m ²



1 GA Level 05
 (21)AA01 1:50



A01	20/12/15	Issue For Planning	RC	JR
A00	14/12/12	Issue For Information	RC	JR

Rev	Date	Description	By	Chk'd

Benoy
 Design Architecture Masterplanning Interiors Graphics

Client
 Zania Universal

Project
 New Oxford Street
 112-116 New Oxford Street

Drawing Title
PROPOSED
 Fifth Floor Plan

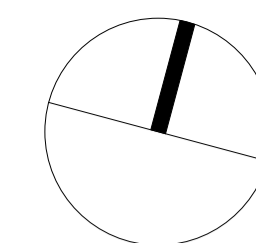
Drawn By: RC | Checked By: JR

Scale: 1:50 @ A1 | Date: 09 Nov 2012

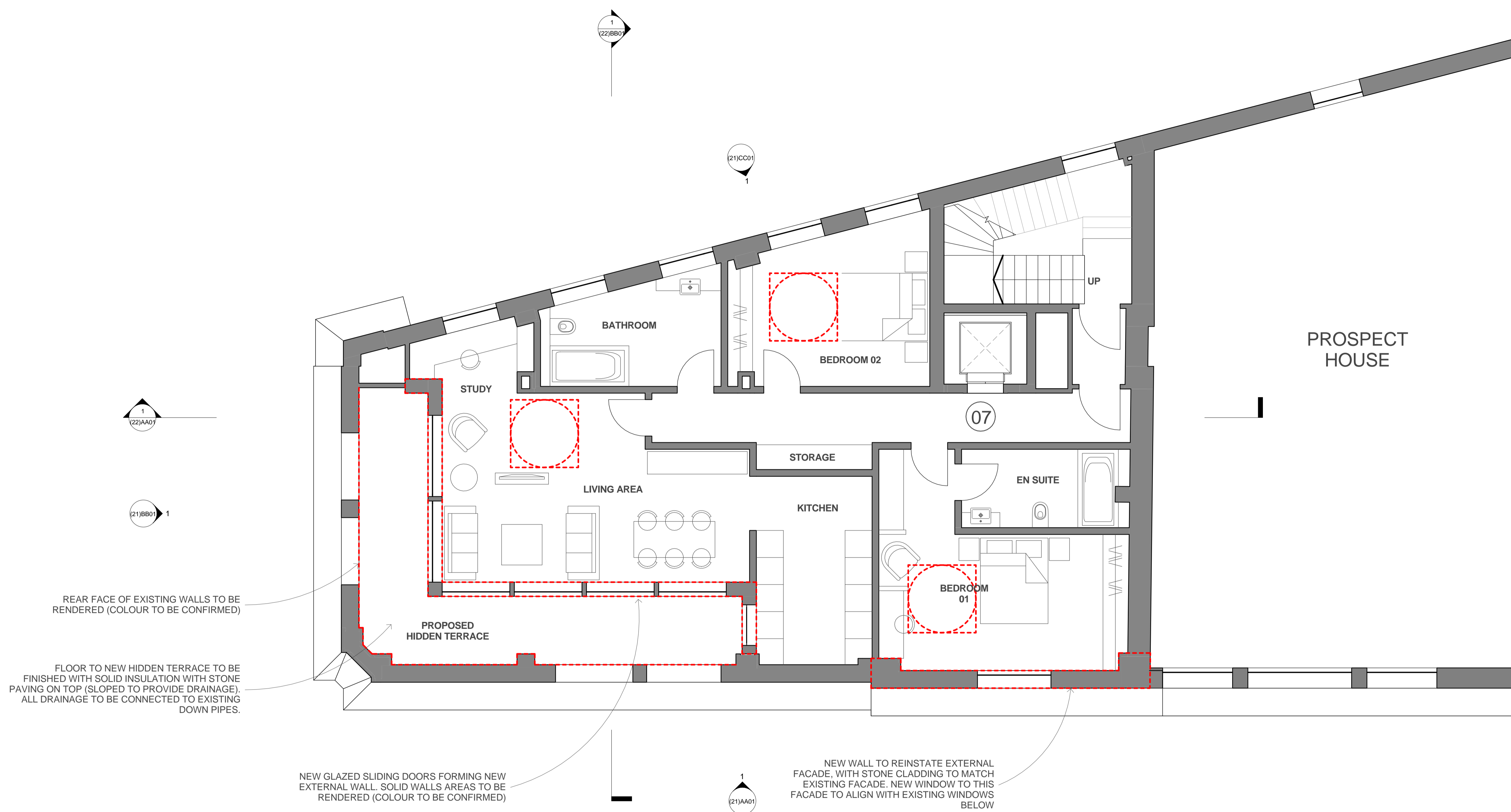
Project No.: L4265 | Drawing No.: BNY-MA (20)5001 | Revision: A01

Status
PLANNING

1 +44 (0) 207 404 7666
 1 +44 (0) 207 404 7990
 e london@benoy.com
 www.benoy.com



Apartment 07 (GIA)		
Number	Area	Name
Apartment 07	8.90 m ²	Bathroom
Apartment 07	19.68 m ²	Bedroom 01
Apartment 07	14.81 m ²	Bedroom 02
Apartment 07	6.37 m ²	En Suite 01
Apartment 07	13.28 m ²	Hall
Apartment 07	19.53 m ²	Hidden Terrace
Apartment 07	10.66 m ²	Kitchen
Apartment 07	29.38 m ²	Living Area
		122.62 m ²



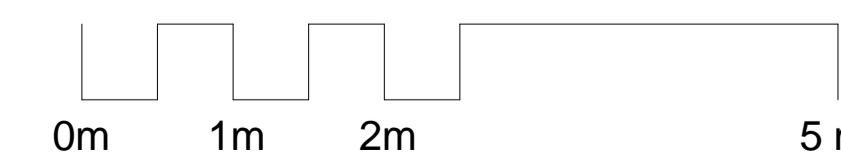
REAR FACE OF EXISTING WALLS TO BE RENDERED (COLOUR TO BE CONFIRMED)

FLOOR TO NEW HIDDEN TERRACE TO BE FINISHED WITH SOLID INSULATION WITH STONE PAVING ON TOP (SLOPED TO PROVIDE DRAINAGE). ALL DRAINAGE TO BE CONNECTED TO EXISTING DOWN PIPES.

NEW GLAZED SLIDING DOORS FORMING NEW EXTERNAL WALL. SOLID WALLS AREAS TO BE RENDERED (COLOUR TO BE CONFIRMED)

NEW WALL TO REINSTATE EXTERNAL FACADE. WITH STONE CLADDING TO MATCH EXISTING FACADE. NEW WINDOW TO THIS FACADE TO ALIGN WITH EXISTING WINDOWS BELOW

1 GA Level 06
(21)AA01 1 : 50



Rev	Date	Description	By	Chk'd
A01	20/12/15	Issue For Planning	RC	JR
A00	14/12/12	Issue For Information	RC	JR

Rev	Date	Description	By	Chk'd

Benoy
Design Architecture Masterplanning Interiors Graphics

Client
Zania Universal

Project
New Oxford Street
112-116 New Oxford Street

Drawing Title
PROPOSED
Sixth Floor Plan

Drawn By
RC

Checked By
JR

Scale
1 : 50 @ A1

Date
09 Nov 2012

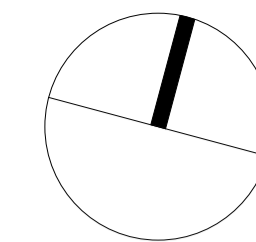
Project No.
L4265

Drawing No.
BNY-MA (20)6001

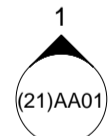
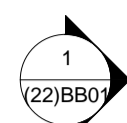
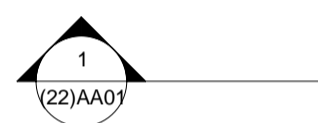
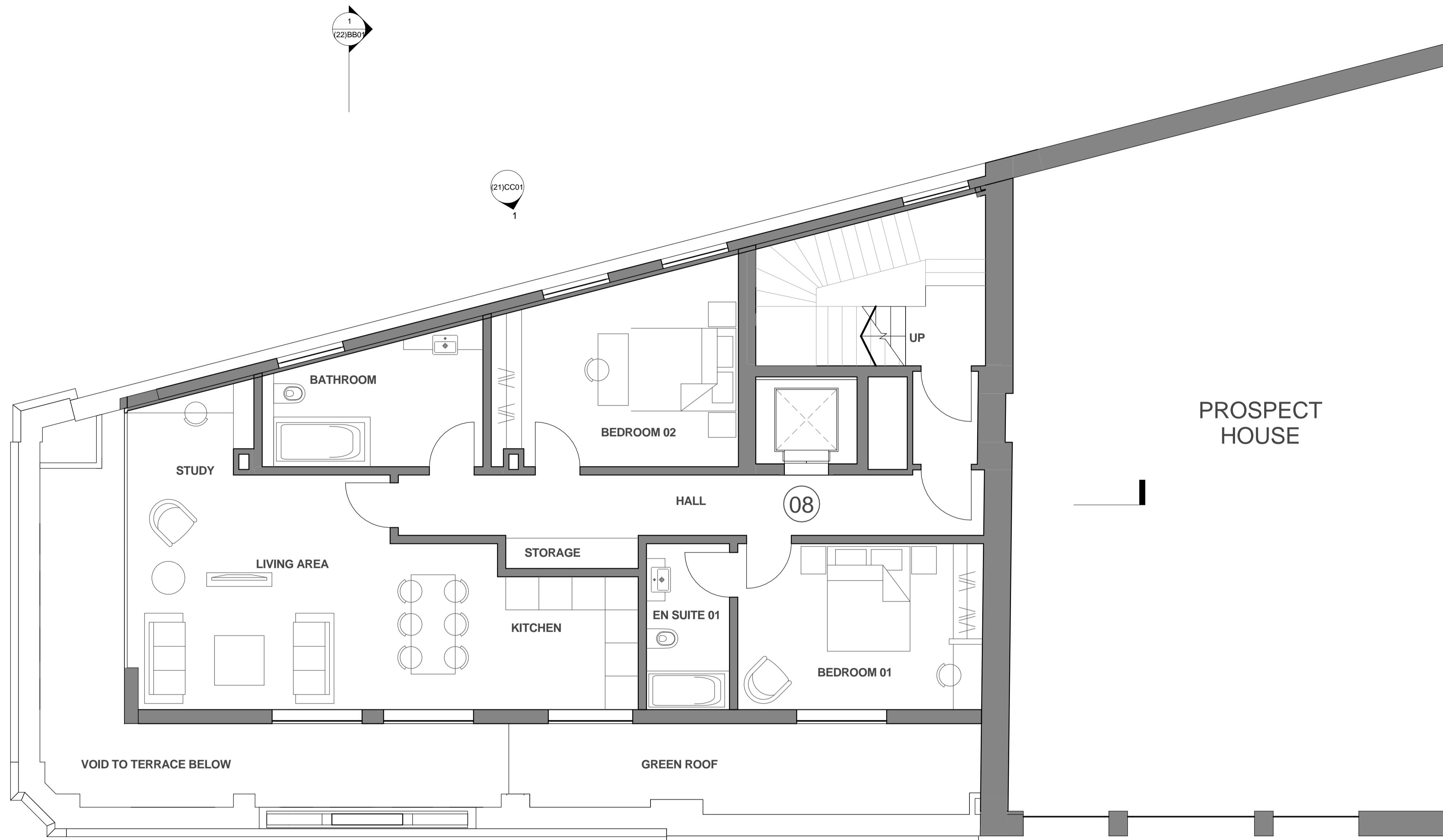
Revision
A01

Status
PLANNING

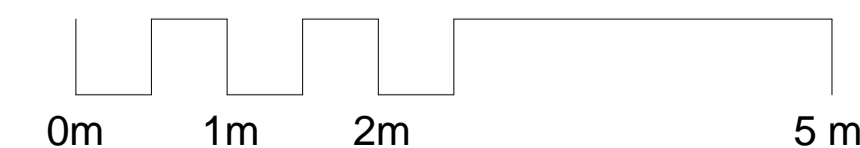
1 +44 (0) 207 404 7666
1 +44 (0) 207 404 7990
e london@benoy.com
www.benoy.com



Apartment 08 (GIA)		
Number	Area	Name
Apartment 08	8.79 m ²	Bathroom
Apartment 08	13.34 m ²	Bedroom 01
Apartment 08	14.73 m ²	Bedroom 02
Apartment 08	4.53 m ²	En Suite 01
Apartment 08	13.17 m ²	Hall
Apartment 08	5.78 m ²	Kitchen
Apartment 08	29.62 m ²	Living Area
		89.96 m ²



1 GA Level 07
1:50



A01	20/12/15	Issue For Planning	RC	JR
A00	14/12/12	Issue For Information	RC	JR

Rev	Date	Description	By	Chkd
-----	------	-------------	----	------

Benoy
Design Architecture Masterplanning Interiors Graphics

Client
Zania Universal

Project
New Oxford Street
112-116 New Oxford Street

Drawing Title
PROPOSED
Seventh Floor Plan

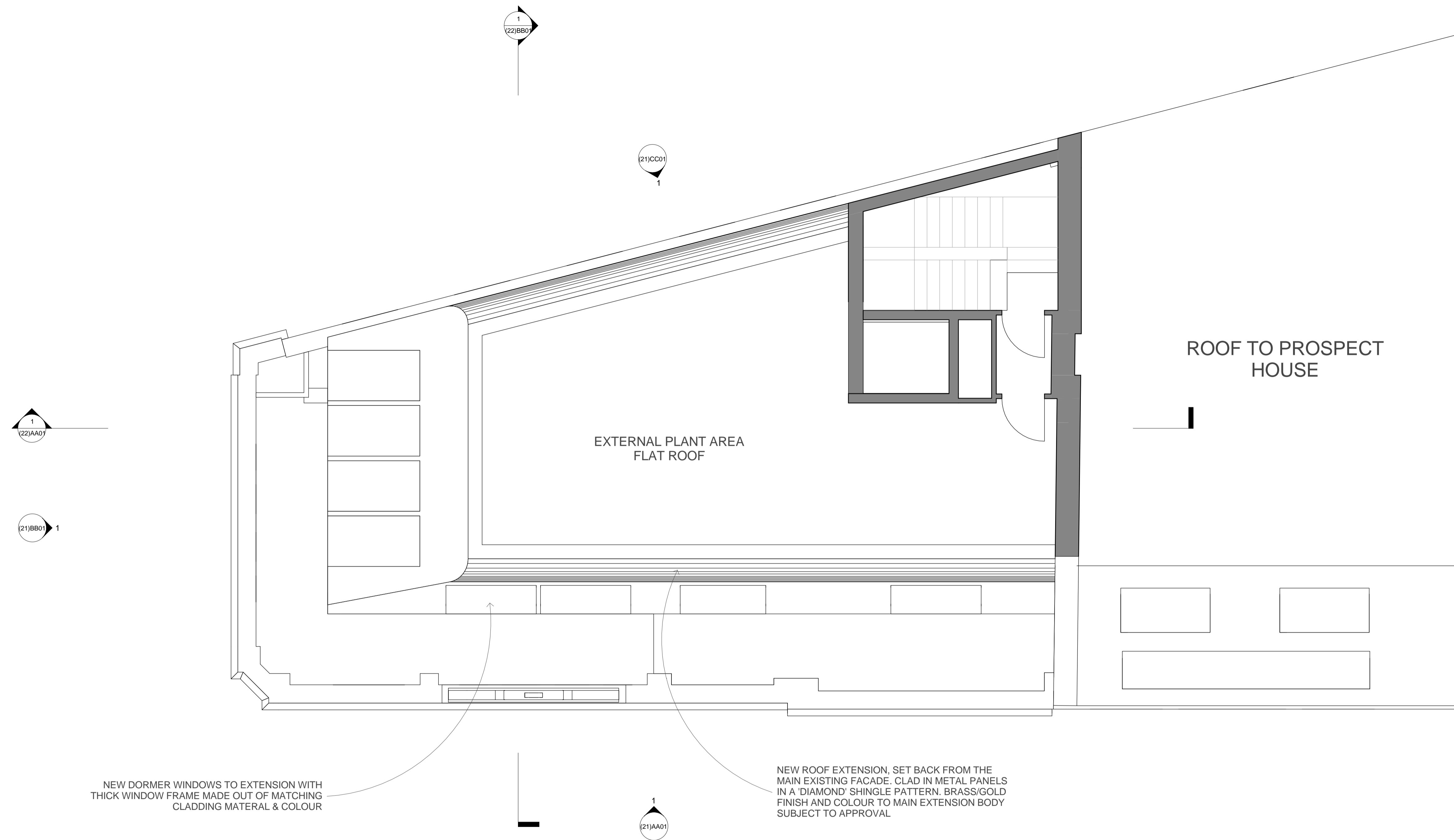
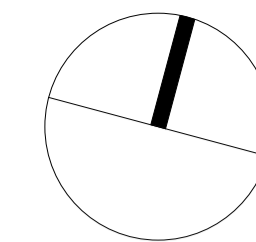
Drawn By RC	Checked By JR
----------------	------------------

Scale 1 : 50 @ A1	Date 09 Nov 2012
----------------------	---------------------

Project No. L4265	Drawing No. BNY-MA (20)7001 A01	Revision
----------------------	------------------------------------	----------

Status
PLANNING

1 +44 (0) 207 404 7666
1 +44 (0) 207 404 7990
e london@benoy.com
www.benoy.com



NEW DORMER WINDOWS TO EXTENSION WITH THICK WINDOW FRAME MADE OUT OF MATCHING CLADDING MATERIAL & COLOUR

NEW ROOF EXTENSION, SET BACK FROM THE MAIN EXISTING FACADE. CLAD IN METAL PANELS IN A 'DIAMOND' SHINGLE PATTERN. BRASS/GOLD FINISH AND COLOUR TO MAIN EXTENSION BODY SUBJECT TO APPROVAL

ROOF TO PROSPECT HOUSE

EXTERNAL PLANT AREA
FLAT ROOF

1 GA Level 08
(21)AA01 1 : 50

A01	20/12/15	Issue For Planning	RC	JR
A00	14/12/12	Issue For Information	RC	JR

Rev	Date	Description	By	Chk'd
-----	------	-------------	----	-------

Benoy
Design Architecture Masterplanning Interiors Graphics

Client
Zania Universal

Project
**New Oxford Street
112-116 New Oxford Street**

Drawing Title
**PROPOSED
Eighth Floor Plan**

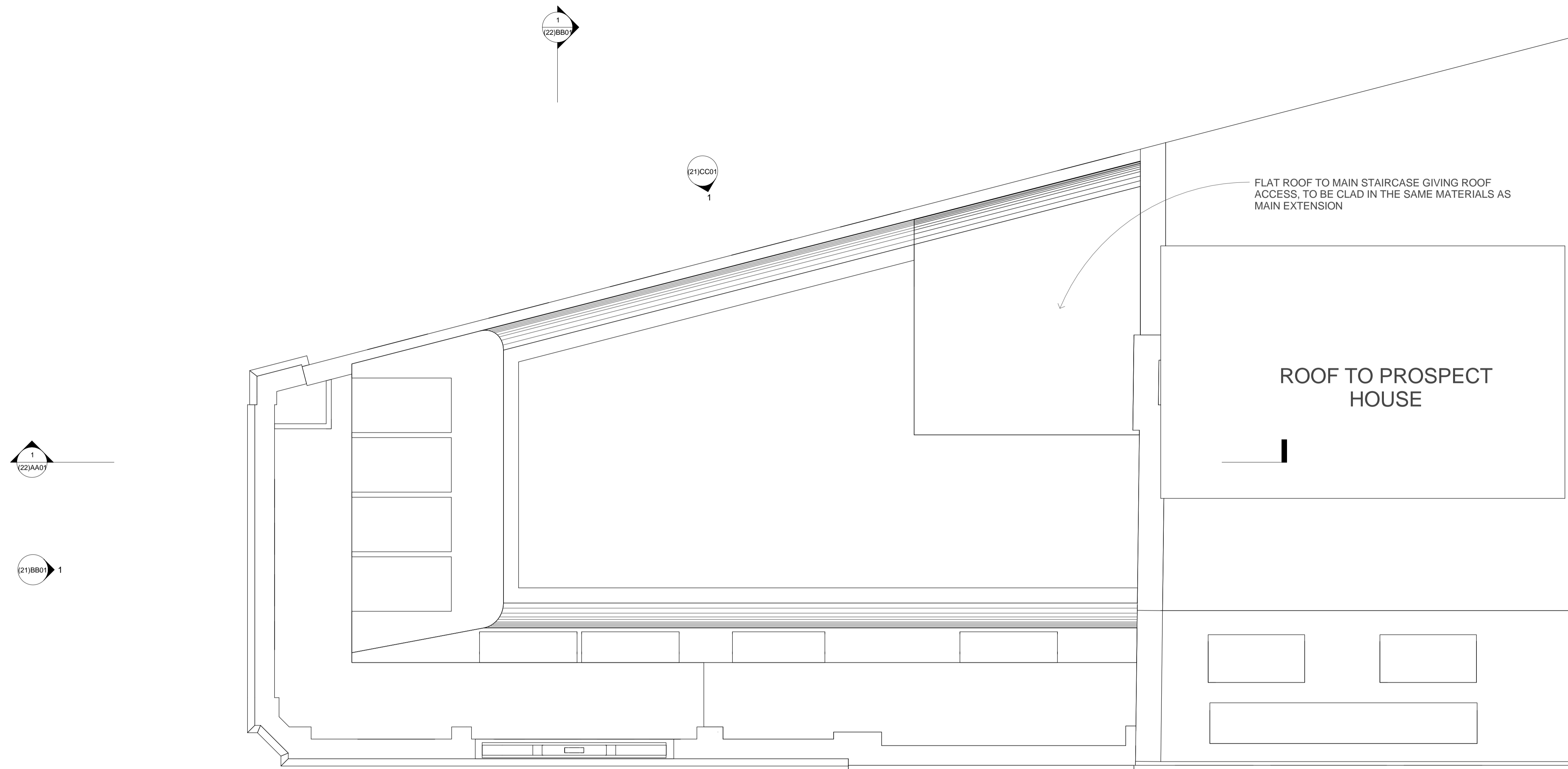
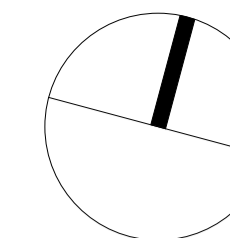
Drawn By RC	Checked By JR
-----------------------	-------------------------

Scale 1 : 50 @ A1	Date 09 Nov 2012
-----------------------------	----------------------------

Project No. L4265	Drawing No. BNY-MA (20)8001 A01	Revision
-----------------------------	---	----------

Status
PLANNING

1 +44 (0) 207 404 7666
1 +44 (0) 207 404 7990
e london@benoy.com
www.benoy.com



1
(22)AA01

1
(21)BB01

1
(21)CC01

1
(21)AA01

1 GA Roof 1:50

FLAT ROOF TO MAIN STAIRCASE GIVING ROOF ACCESS, TO BE CLAD IN THE SAME MATERIALS AS MAIN EXTENSION

ROOF TO PROSPECT HOUSE

A01	20/12/15	Issue For Planning	RC	JR
A00	14/12/12	Issue For Information	RC	JR

Rev	Date	Description	By	Chkd

Benoy
Design Architecture Masterplanning Interiors Graphics

Client
Zania Universal

Project
New Oxford Street
112-116 New Oxford Street

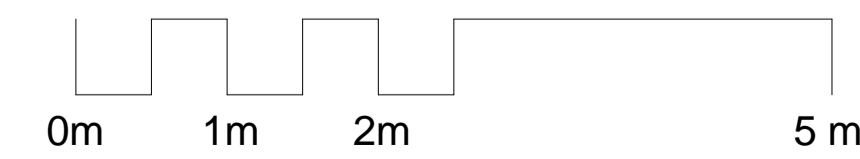
Drawing Title
**PROPOSED
Roof Plan**

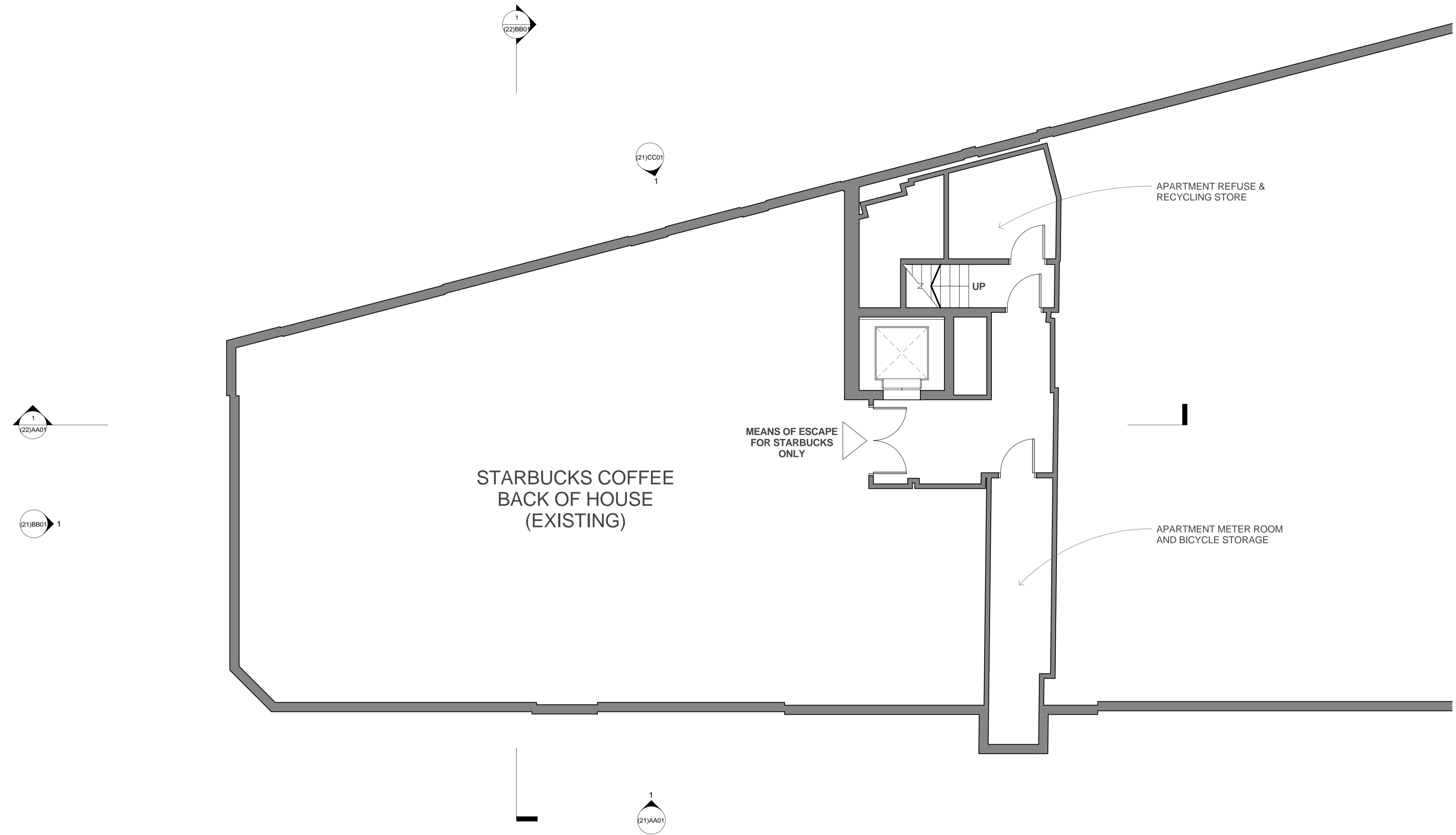
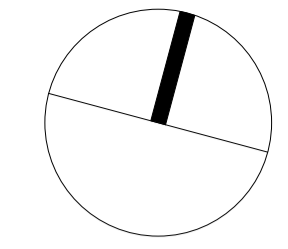
Drawn By RC	Checked By JR
Scale 1 : 50 @ A1	Date 09 Nov 2012

Project No. L4265	Drawing No. BNY-MA (20)9001	Revision A01
----------------------	--------------------------------	-----------------

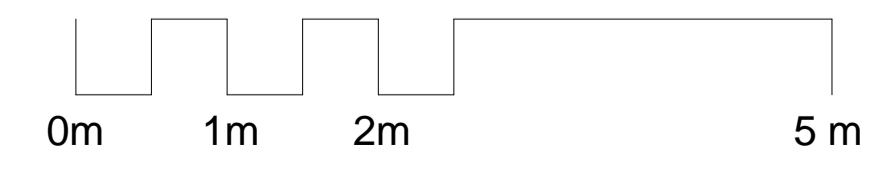
Status
PLANNING

t +44 (0) 207 404 7666
f +44 (0) 207 404 7990
e london@benoy.com
www.benoy.com





1 GA Level B1
(21)AA01 1 : 50



A01	20/12/15	Issue For Planning	RC	JR
A00	14/12/12	Issue For Information	RC	JR

Rev	Date	Description	By	Chk'd
-----	------	-------------	----	-------

Benoy
Design Architecture Masterplanning Interiors Graphics

Client
Zania Universal

Project
New Oxford Street
112-116 New Oxford Street

Drawing Title
**PROPOSED
Basement Floor Plan**

Drawn By RC	Checked By JR
----------------	------------------

Scale 1 : 50 @ A1	Date 09 Nov 2012
----------------------	---------------------

Project No. L4265	Drawing No. BNY-MA (20)B101 A01	Revision
----------------------	------------------------------------	----------

Status
PLANNING

1 +44 (0) 207 404 7666
1 +44 (0) 207 404 7990
e london@benoy.com
www.benoy.com



NEW ROOF EXTENSION, SET BACK FROM THE MAIN EXISTING FACADE. CLAD IN METAL PANELS IN A 'DIAMOND' SHINGLE PATTERN. BRASS/GOLD FINISH AND COLOUR TO MAIN EXTENSION BODY SUBJECT TO APPROVAL

NEW DORMER WINDOWS TO EXTENSION WITH THICK WINDOW FRAME MADE OUT OF MATCHING CLADDING MATERIAL AND COLOUR

NEW WALL TO REINSTATE EXTERNAL FACADE, WITH STONE CLADDING TO MATCH EXISTING FACADE. NEW WINDOW TO THIS FACADE TO ALIGN WITH EXISTING WINDOWS BELOW

WINDOWS TO BE REMOVED, SILL AND REVEALS TO BE MADE GOOD

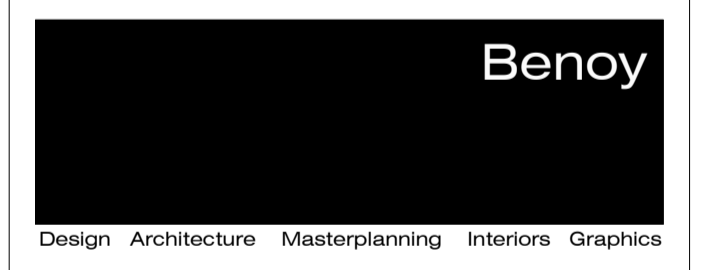
EXISTING WINDOWS TO BE REFURBISHED

EXISTING STARBUCKS SHOPFRONT

NEW DOOR TO MAIN PROPOSED RESIDENTIAL ENTRY

A01	20/12/15	Issue For Planning	RC	JR
A00	14/12/12	Issue For Information	RC	JR

Rev	Date	Description	By	Chk'd
-----	------	-------------	----	-------



Client
Zania Universal

Project
New Oxford Street
112-116 New Oxford Street

Drawing Title
PROPOSED
Elevation AA - South

Drawn By
RC

Checked By
JR

Scale
1 : 100 @ A1

Date
09 Nov 2012

Project No.
L4265

Drawing No.
BNY-MA (21)AA01 A01

Revision

Status
PLANNING

+44 (0) 207 404 7666
+44 (0) 207 404 7990
e.london@benoy.com
www.benoy.com

NEW OXFORD STREET

DOROTHY PERKINS

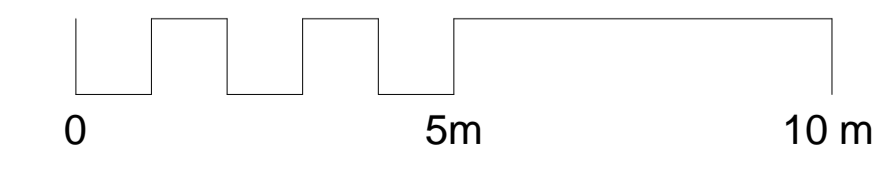
BAINBRIDGE STREET

112 - 116 NEW OXFORD STREET

NEW OXFORD STREET

PROSPECT HOUSE

1 GA South Elevation
1:100



A01 20/12/15 Issue For Planning RC JR

Rev	Date	Description	By	Chk'd
-----	------	-------------	----	-------



Design Architecture Masterplanning Interiors Graphics

Client
Zania Universal

Project
New Oxford Street
112-116 New Oxford Street

Drawing Title
PROPOSED
Elevation AA - South Render

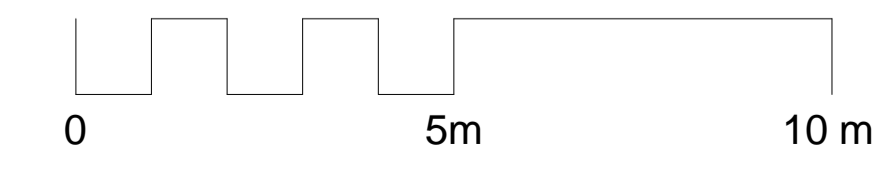
Drawn By	Checked By
RC	JR

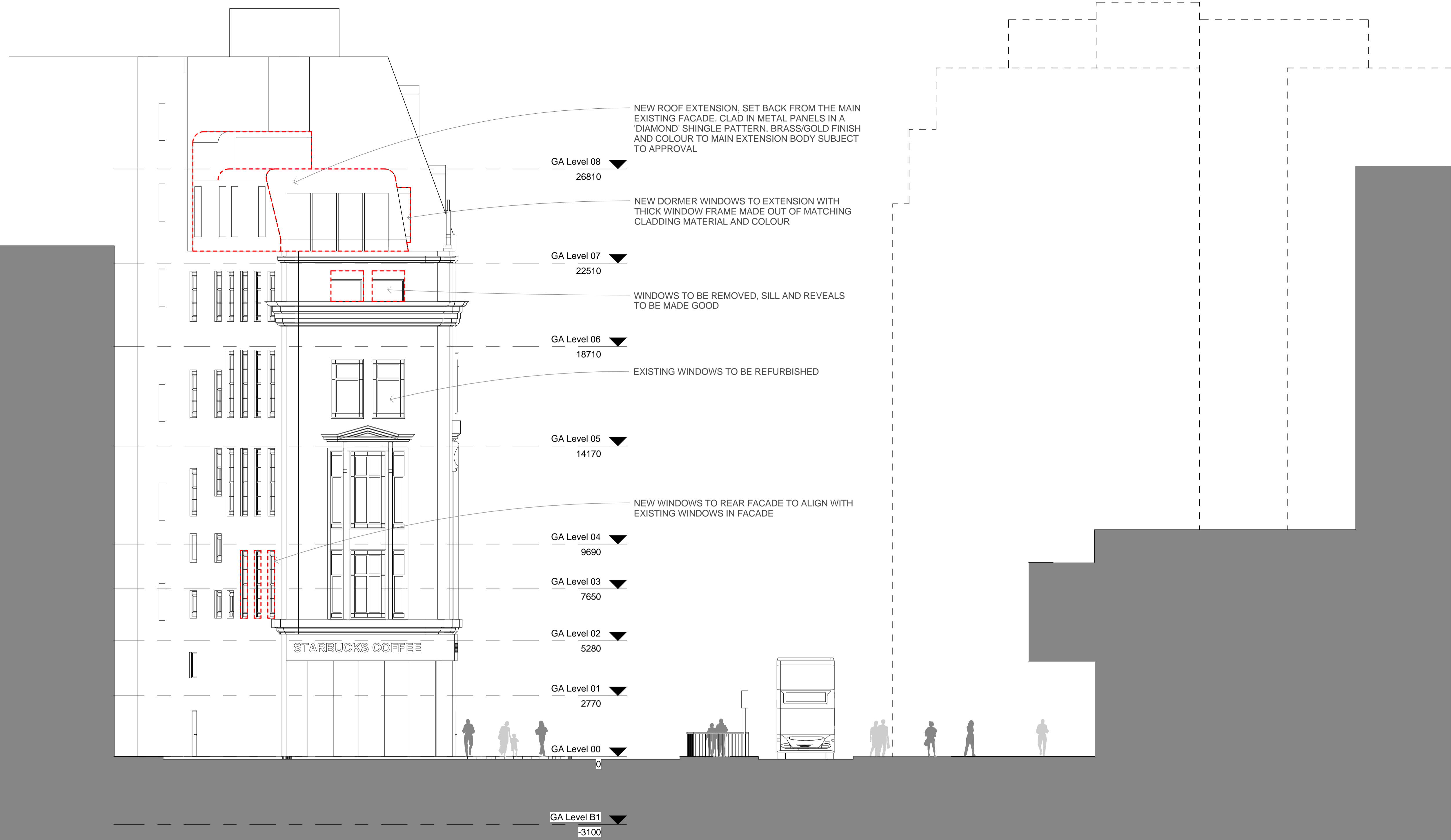
Scale	Date
	19 Dec 2012

Project No.	Drawing No.	Revision
L4265	BNY-MA (21)AA02	A01

Status
PLANNING

+44 (0) 207 404 7666 +44 (0) 207 404 7990 e london@benoy.com	www.benoy.com
--	---------------





NEW ROOF EXTENSION, SET BACK FROM THE MAIN EXISTING FACADE. CLAD IN METAL PANELS IN A 'DIAMOND' SHINGLE PATTERN. BRASS/GOLD FINISH AND COLOUR TO MAIN EXTENSION BODY SUBJECT TO APPROVAL

GA Level 08
26810

NEW DORMER WINDOWS TO EXTENSION WITH THICK WINDOW FRAME MADE OUT OF MATCHING CLADDING MATERIAL AND COLOUR

GA Level 07
22510

WINDOWS TO BE REMOVED, SILL AND REVEALS TO BE MADE GOOD

GA Level 06
18710

EXISTING WINDOWS TO BE REFURBISHED

GA Level 05
14170

NEW WINDOWS TO REAR FACADE TO ALIGN WITH EXISTING WINDOWS IN FACADE

GA Level 04
9690

GA Level 03
7650

GA Level 02
5280

STARBUCKS COFFEE

GA Level 01
2770

GA Level 00
0

GA Level B1
-3100

BAINBRIDGE STREET

BAINBRIDGE HOUSE

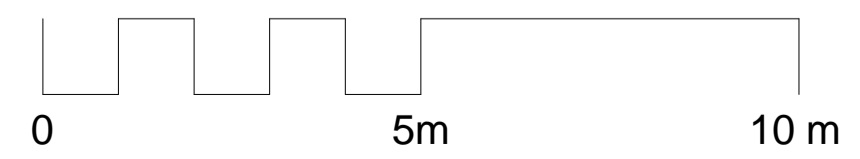
112 - 116 NEW OXFORD STREET

NEW OXFORD STREET

ST GILES HIGH STREET

CENTRE POINT

1 GA West Elevation
(20/0001) 1:100



A01	20/12/15	Issue For Planning	RC	JR
A00	14/12/12	Issue For Information	RC	JR

Rev	Date	Description	By	Chk'd
-----	------	-------------	----	-------

Benoy
Design Architecture Masterplanning Interiors Graphics

Client
Zania Universal

Project
New Oxford Street
112-116 New Oxford Street

Drawing Title
PROPOSED
Elevation BB - West

Drawn By
RC

Checked By
JR

Scale
1 : 100

Date
09 Nov 2012

Project No.
L4265

Drawing No.
BNY-MA (21)BB01 A01

Revision

Status
PLANNING

t +44 (0) 207 404 7666
f +44 (0) 207 404 7590
e london@benoy.com
www.benoy.com

A01 20/12/15 Issue For Planning RC JR

Rev	Date	Description	By	Chk'd
-----	------	-------------	----	-------



Design Architecture Masterplanning Interiors Graphics

Client

Zania Universal

Project

New Oxford Street
112-116 New Oxford Street

Drawing Title

PROPOSED
Elevation BB - West Render

Drawn By

RC

Checked By

JR

Scale

Date

19 Dec 2012

Project No.

L4265

Drawing No.

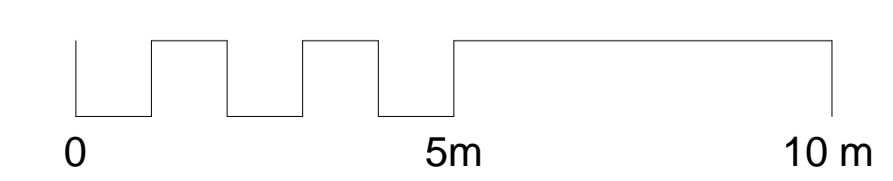
BNY-MA (21)BB02 A01

Revision

Status

PLANNING

+44 (0) 207 404 7666
+44 (0) 207 404 7990
e london@benoy.com
www.benoy.com



NEW ROOF EXTENSION, SET BACK FROM THE MAIN FACADE. CLAD IN METAL PANELS IN A 'DIMOND' SHINGLE PATTERN. BRASS/GOLD FINISH AND COLOUR TO MAIN EXTENSION BODY SUBJECT TO APPROVAL.

WINDOWS TO BE REMOVED, SILL AND REVEALS TO BE MADE GOOD

EXISTING WINDOWS TO BE REFURBISHED

NEW WINDOWS TO REAR FACADE TO ALIGN WITH EXISTING WINDOWS IN FACADE

EXISTING STARBUCKS M&E

GA Level 08
26810

GA Level 07
22510

GA Level 06
18710

GA Level 05
14170

GA Level 04
9690

GA Level 03
7650

GA Level 02
5280

GA Level 01
2770

GA Level 00
0

GA Level B1
-3100

BAINBRIDGE STREET

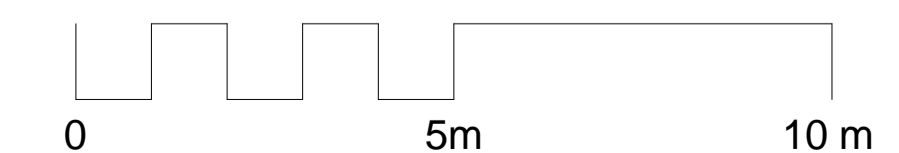
PROSPECT HOUSE

112 - 116 NEW OXFORD STREET

BAINBRIDGE STREET

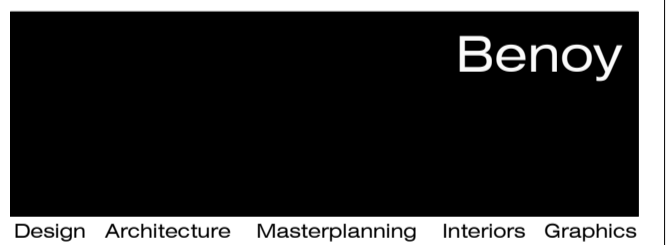
DOROTHY PERKINS

1 GA North Elevation
20/0001 1:100



A01	20/12/15	Issue For Planning	RC	JR
A00	14/12/12	Issue For Information	RC	JR

Rev	Date	Description	By	Chk'd
-----	------	-------------	----	-------



Client
Zania Universal

Project
New Oxford Street
112-116 New Oxford Street

Drawing Title
PROPOSED
Elevation CC - North

Drawn By
RC

Checked By
JR

Scale
1 : 100

Date
14 Dec 2012

Project No.
L4265

Drawing No.
BNY-MA (21)CC01 A01

Revision

Status
PLANNING

+44 (0) 207 404 7666
+44 (0) 207 404 7990
e.london@benoy.com
www.benoy.com

A01 20/12/15 Issue For Planning RC JR

Rev	Date	Description	By	Chk'd
-----	------	-------------	----	-------



Design Architecture Masterplanning Interiors Graphics

Client

Zania Universal

Project

New Oxford Street
112-116 New Oxford Street

Drawing Title

PROPOSED
Elevation CC - North Render

Drawn By	Checked By
----------	------------

RC	JR
----	----

Scale	Date
-------	------

12/20/12

Project No.	Drawing No.	Revision
-------------	-------------	----------

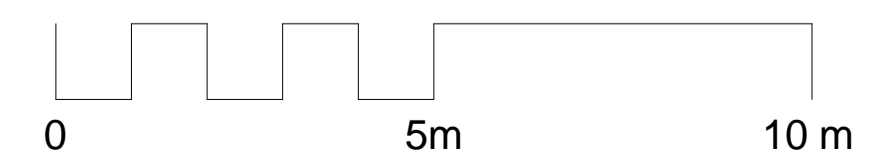
L4265	BNY-MA (21)CC02	A01
-------	-----------------	-----

Status

PLANNING

t +44 (0) 207 404 7666
f +44 (0) 207 404 7990
e london@benoy.com

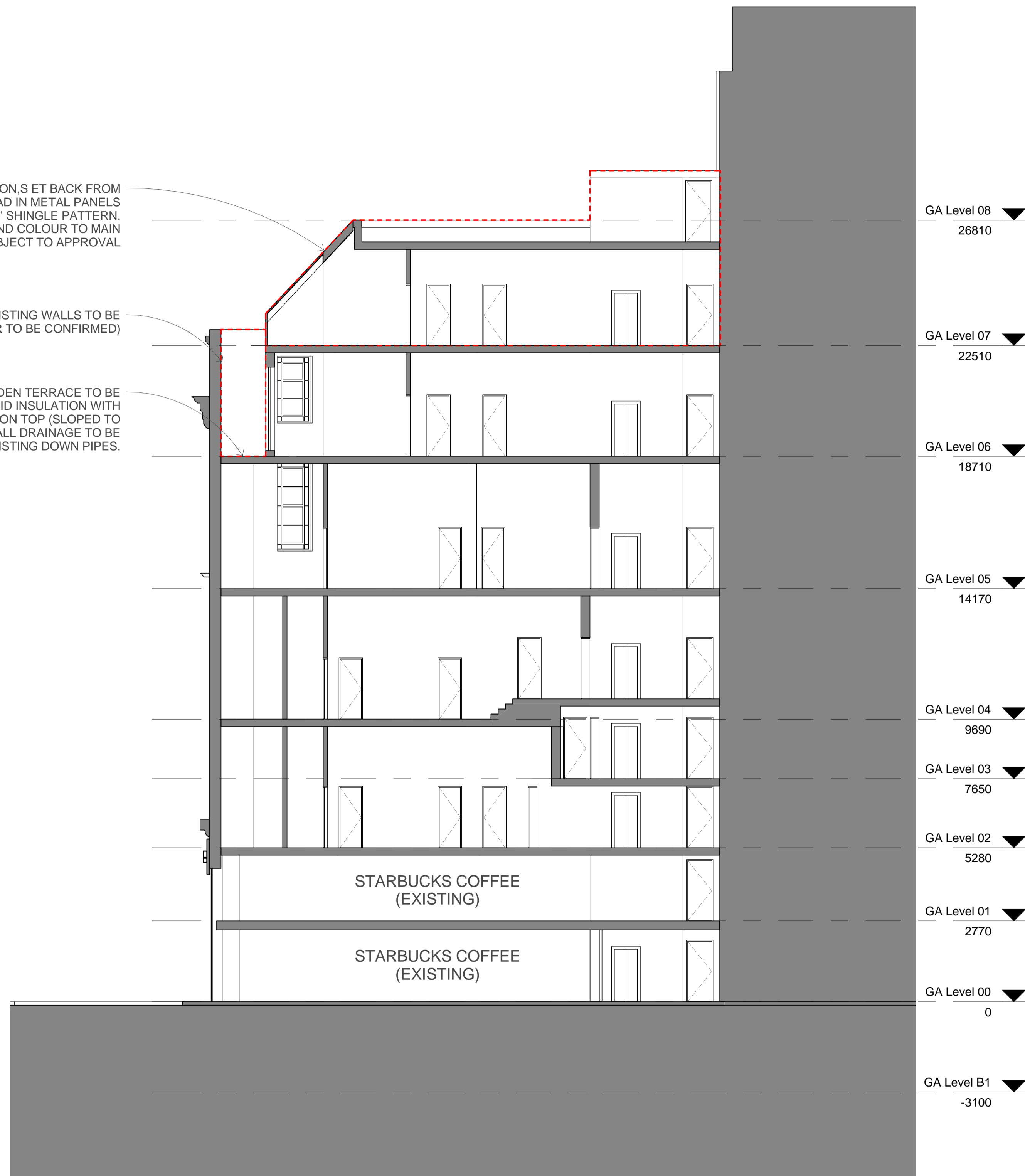
www.benoy.com



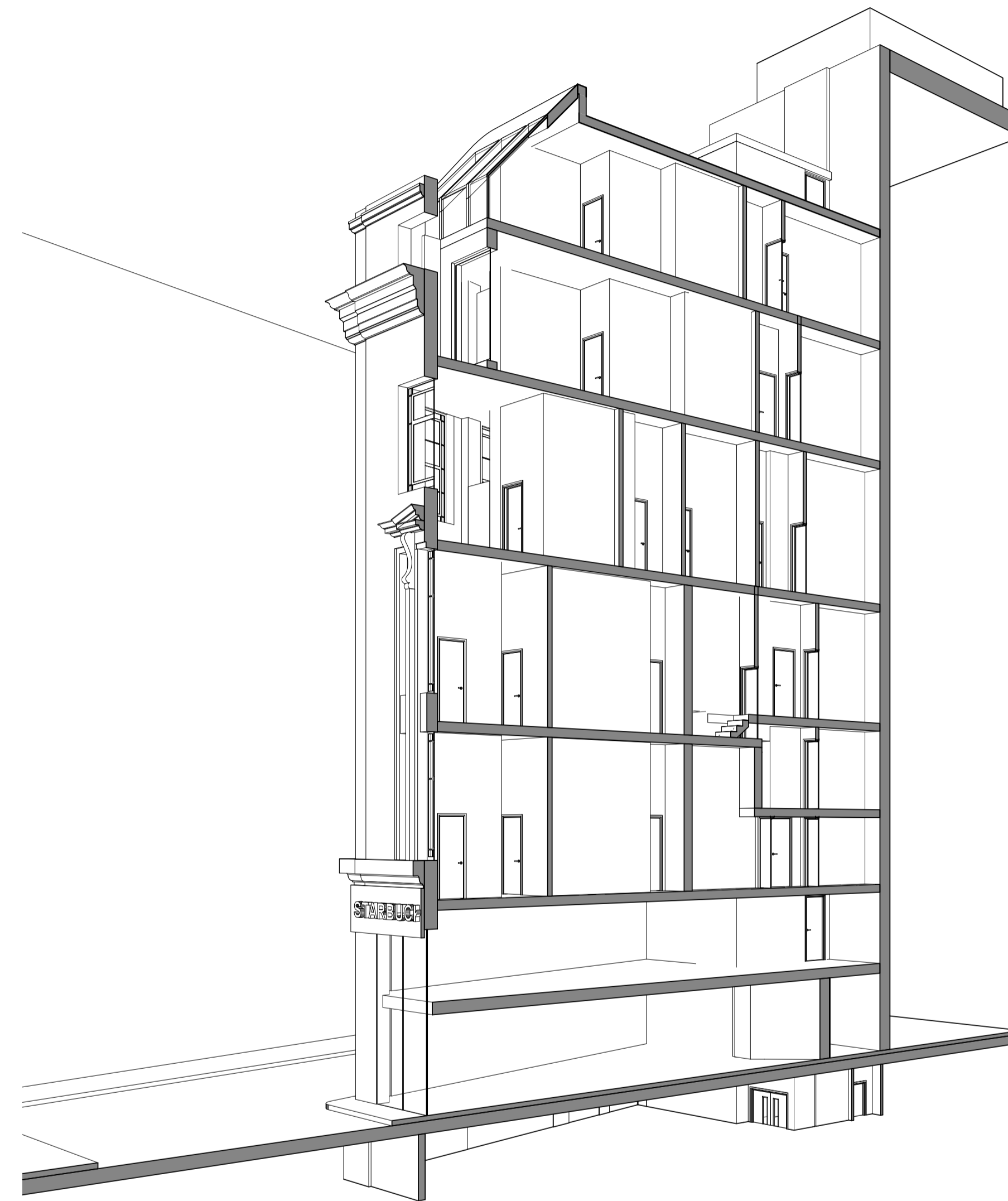
NEW ROOF EXTENSION, SET BACK FROM THE MAIN FACADE. CLAD IN METAL PANELS IN A 'DIAMOND' SHINGLE PATTERN. BRASS/GOLD FINISH AND COLOUR TO MAIN EXTENSION BODY SUBJECT TO APPROVAL

REAR FACE OF EXISTING WALLS TO BE RENDERED (COLOUR TO BE CONFIRMED)

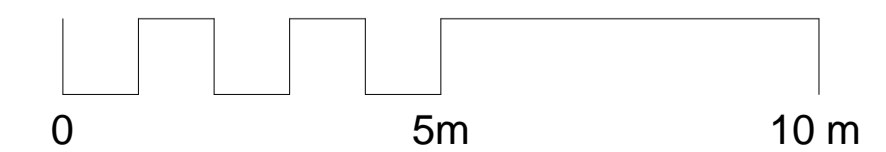
FLOOR TO NEW HIDDEN TERRACE TO BE FINISHED WITH SOLID INSULATION WITH STONE PAVING ON TOP (SLOPED TO PROVIDE DRAINAGE). ALL DRAINAGE TO BE CONNECTED TO EXISTING DOWN PIPES.



1 Section AA
1:100




2 Sectional Perspective AA



A01	20/12/15	Issue For Planning	RC	JR
A00	14/12/12	Issue For Information	RC	JR

Rev	Date	Description	By	Chk'd
-----	------	-------------	----	-------



Client
Zania Universal

Project
New Oxford Street
112-116 New Oxford Street

Drawing Title
PROPOSED
Section AA - East / West

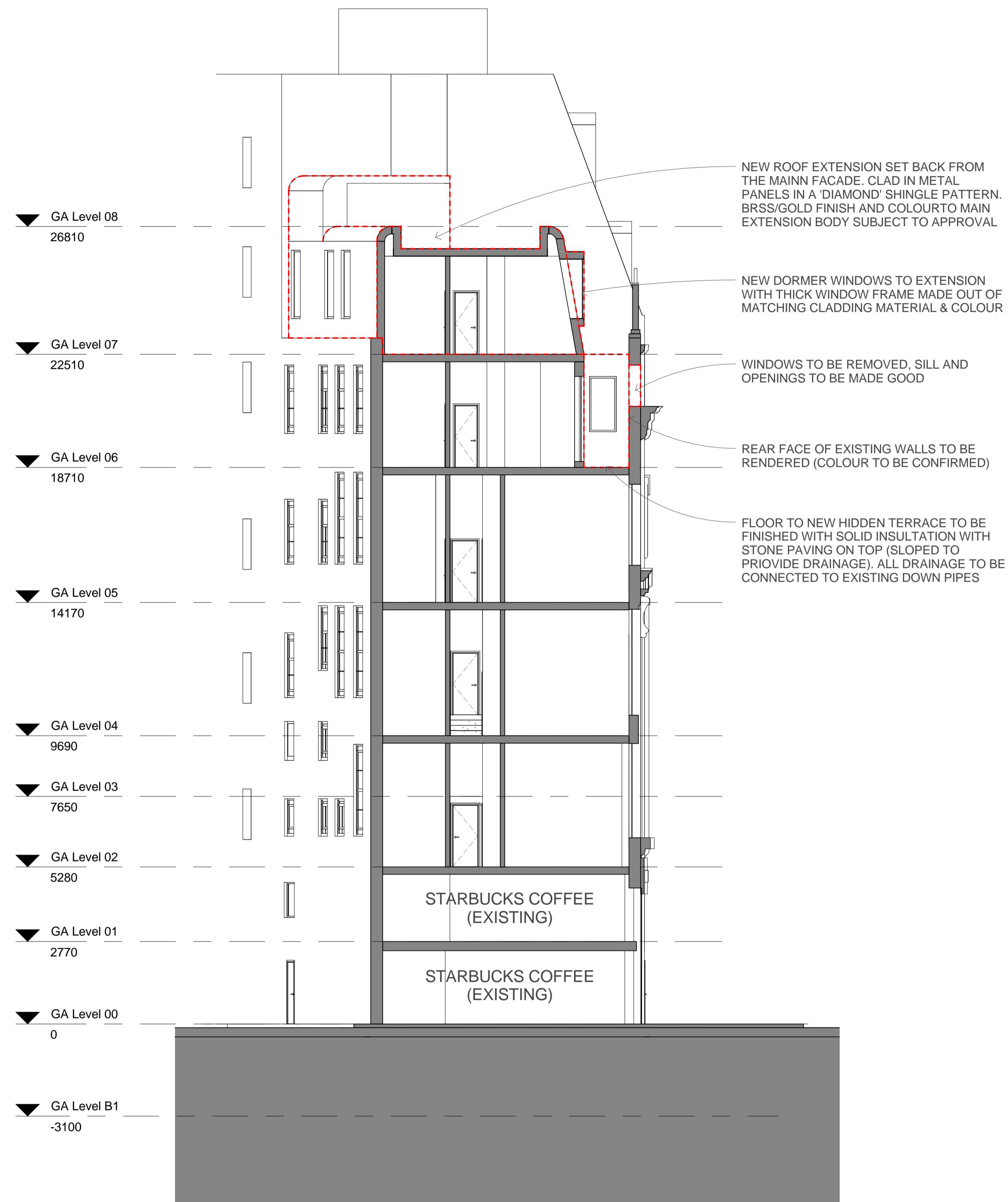
Drawn By: RC
Checked By: JR

Scale: 1:100
Date: 09 Nov 2012

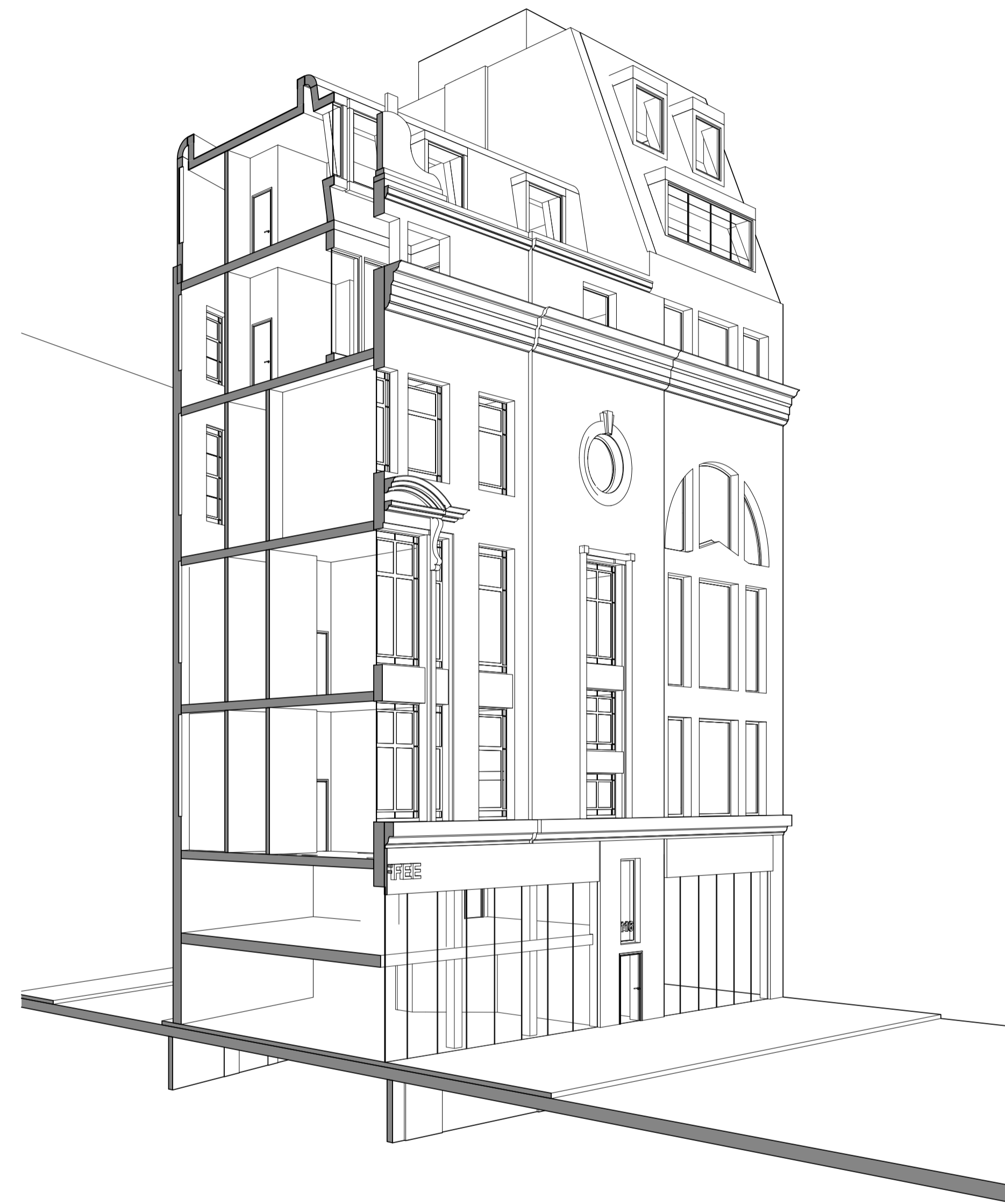
Project No.: L4265
Drawing No.: BNY-MA (22)AA01 A01
Revision:

Status
PLANNING

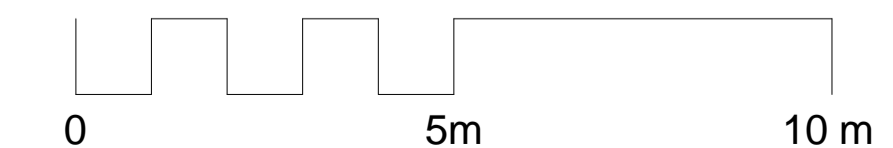
1 +44 (0) 207 404 7666
1 +44 (0) 207 404 7660
e london@benoy.com
www.benoy.com



1 Section BB
1:100



2 Sectional Perspective BB



A01	20/12/15	Issue For Planning	RC	JR
A00	14/12/12	Issue For Information	RC	JR

Rev	Date	Description	By	Chkd
-----	------	-------------	----	------

Benoy
Design Architecture Masterplanning Interiors Graphics

Client
Zania Universal

Project
New Oxford Street
112-116 New Oxford Street

Drawing Title
PROPOSED
Section BB - North / South

Drawn By RC	Checked By JR
----------------	------------------

Scale 1 : 100	Date 09 Nov 2012
------------------	---------------------

Project No. L4265	Drawing No. BNY-MA (22)BB01 A01	Revision
----------------------	------------------------------------	----------

Status
PLANNING

1 +44 (0) 207 404 7666
1 +44 (0) 207 404 7990
e london@benoy.com
www.benoy.com