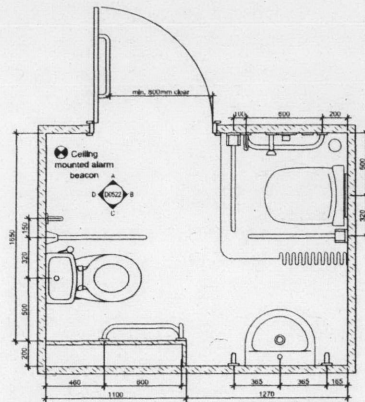
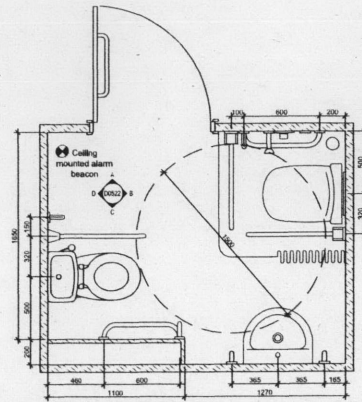


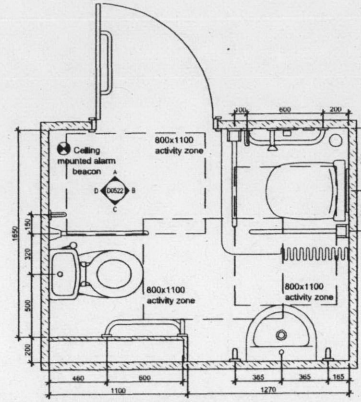
2012/6/02/P.



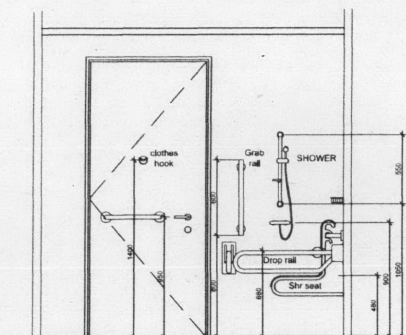
1 ACCESSIBLE UNIT POD PLAN
Scale 1:20



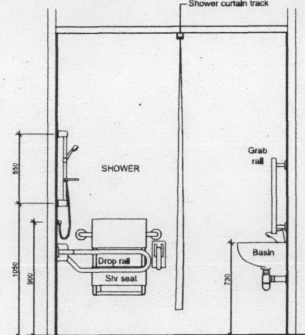
2 1500 TURNING CIRCLE
Scale 1:20



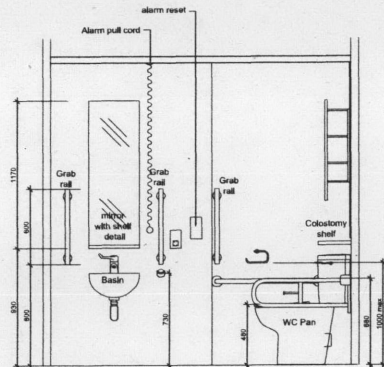
3 1300 x 800 ACTIVITY ZONES
Scale 1:20



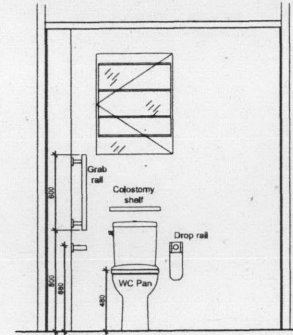
A ELEVATION A
Scale 1:20



B ELEVATION B
Scale 1:20



C ELEVATION C
Scale 1:20



D ELEVATION D
Scale 1:20

NOTE: WALLS AND FLOORS
TO BE FULLY TILES,
LAYOUTS TBC

CLIENT																									
STRUCTURAL ENGINEER																									
SERVICES ENGINEER																									
CONSULTANT																									
KEY PLAN																									
NOTES:																									
DO NOT SCALE. FIGURED DIMENSIONS ONLY TO BE TAKEN FROM THIS DRAWING. CHECK DIMENSIONS ON SITE AND REPORT DISCREPANCIES TO THE ARCHITECT.																									
THIS DRAWING IS PROTECTED BY COPYRIGHT.																									
ALL AREAS HAVE BEEN MEASURED FROM CURRENT DRAWINGS. THEY MAY VARY BECAUSE OF (EG) SURVEY, DESIGN DEVELOPMENT, CONSTRUCTION TOLERANCES, STATUTORY REQUIREMENTS OR RE-DEFINITION OF THE AREAS TO BE MEASURED.																									
ROOM REFERENCE NOS.																									
GROUND - ADG-13 and ADG-20																									
FIRST - ADG-16 and ADG-28																									
SECOND - ADG-16 and ADG-28																									
THIRD - ADG-16 and ADG-28																									
FOURTH - ADG-16 and ADG-28																									
FIFTH - ADG-16 and ADG-28																									
SIXTH - ADG-16 and ADG-28																									
ALL GRAB / HAND RAILS TO BE DOLPHIN FOR SIMILAR APPROVED STAINLESS STEEL WITH RUBBER CAPS WHERE REQUIRED.																									
<table border="1"> <tr> <td>P4 08.01.13</td> <td>WC layout changed, activity zones added.</td> <td>VG</td> <td>dbb</td> </tr> <tr> <td>P3 07.01.13</td> <td>WC changed, rail removed, activity zones added.</td> <td>VG</td> <td>dbb</td> </tr> <tr> <td>P2 18.12.12</td> <td>1500 x 1500 wheelchair turning space added.</td> <td>VG</td> <td>dbb</td> </tr> <tr> <td>P1 25.10.12</td> <td>Issued for Planning Submission</td> <td>MT</td> <td>dbb</td> </tr> <tr> <td>Rev</td> <td>Date</td> <td>Comments</td> <td>Drawn</td> </tr> <tr> <td>1</td> <td>08.01.13</td> <td>Issued for Planning Submission</td> <td>dbb</td> </tr> </table>		P4 08.01.13	WC layout changed, activity zones added.	VG	dbb	P3 07.01.13	WC changed, rail removed, activity zones added.	VG	dbb	P2 18.12.12	1500 x 1500 wheelchair turning space added.	VG	dbb	P1 25.10.12	Issued for Planning Submission	MT	dbb	Rev	Date	Comments	Drawn	1	08.01.13	Issued for Planning Submission	dbb
P4 08.01.13	WC layout changed, activity zones added.	VG	dbb																						
P3 07.01.13	WC changed, rail removed, activity zones added.	VG	dbb																						
P2 18.12.12	1500 x 1500 wheelchair turning space added.	VG	dbb																						
P1 25.10.12	Issued for Planning Submission	MT	dbb																						
Rev	Date	Comments	Drawn																						
1	08.01.13	Issued for Planning Submission	dbb																						
<p align="center">PLANNING</p> <p align="center">tp bennett</p> <p align="center">architecture interiors planning</p> <p>One Adams Street, London SE11 6DT, UK +44 (0) 20 7299 2050 www.tpbenne.co.uk</p> <p>Project Student Residential Development Bentley House, 200 Euston Road</p> <p>Drawing Title PROPOSED ACCESSIBLE POD PLANS / ELEVATIONS (Gr - 6th FLOORS)</p> <table border="1"> <tr> <td>Drawn</td> <td>Date</td> <td>Scale @ A1</td> <td>Alt. Ref.</td> </tr> <tr> <td>MT</td> <td>07.08.12</td> <td>1:20</td> <td>--</td> </tr> <tr> <td>tp bennett Project No.</td> <td>Drawing Number</td> <td colspan="2">Rev</td> </tr> <tr> <td>A10482</td> <td>D 0522</td> <td colspan="2">P4</td> </tr> </table>		Drawn	Date	Scale @ A1	Alt. Ref.	MT	07.08.12	1:20	--	tp bennett Project No.	Drawing Number	Rev		A10482	D 0522	P4									
Drawn	Date	Scale @ A1	Alt. Ref.																						
MT	07.08.12	1:20	--																						
tp bennett Project No.	Drawing Number	Rev																							
A10482	D 0522	P4																							

AM PLAN RGC 8/1/13