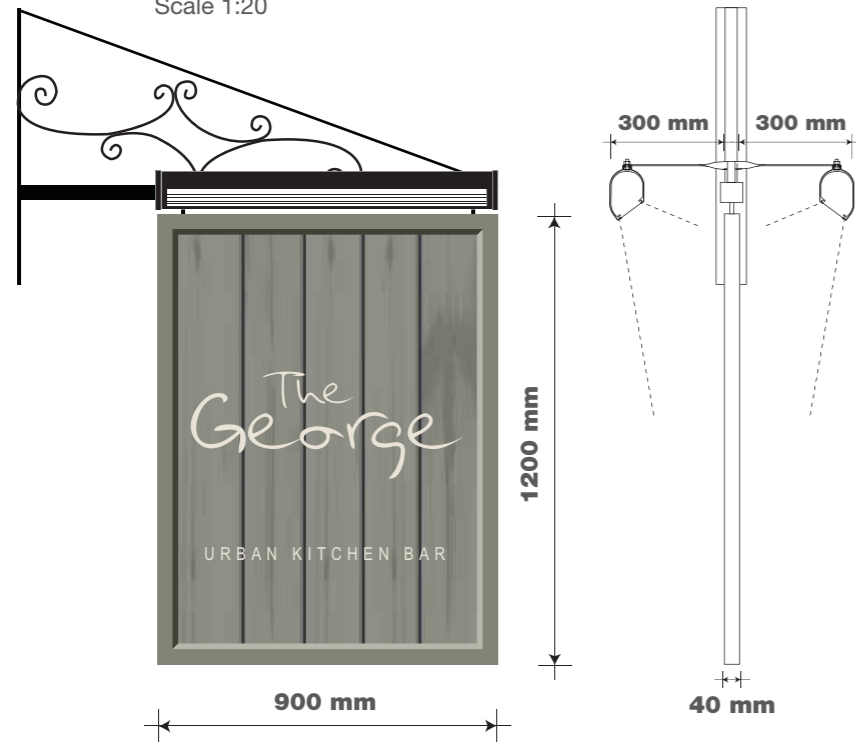


PLANNING SHEET 1 OF 2

ITEM 01 (Qty 1)

Double sided pictorial timber sign, with signwritten house name. Reuse and repaint existing gibbet. New trough light. Scale 1:20



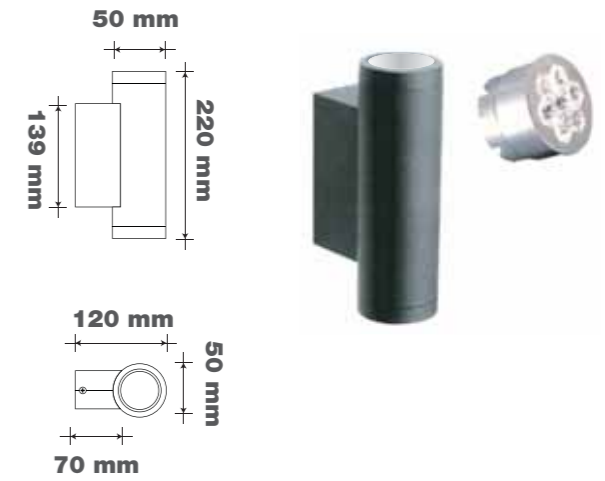
ITEM 02 (Qty 1)

Single sided timber nameboard sign, with signwritten house name. New 3No spotlights. Scale 1:20



ITEM 03 (Qty 4)

4No up & downlighters. Scale 1:10



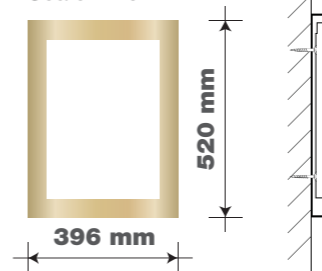
ITEM 04 (Qty 2)

Single sided timber fascia sign, with signwritten letters. New 4No spotlights. Scale 1:20



ITEM 05 (Qty 1)

Portrait internally illuminated A3 brass menu case. Scale 1:20



sign colours

RAL 7023	RAL 9002
Gold	RAL 7044

building colours

Ground Floor Window frames RAL 7044	Ground Floor Frontage RAL 7023
-------------------------------------	--------------------------------

typefaces

house name Binghamshand Script
secondary text Arial Narrow Regular

