



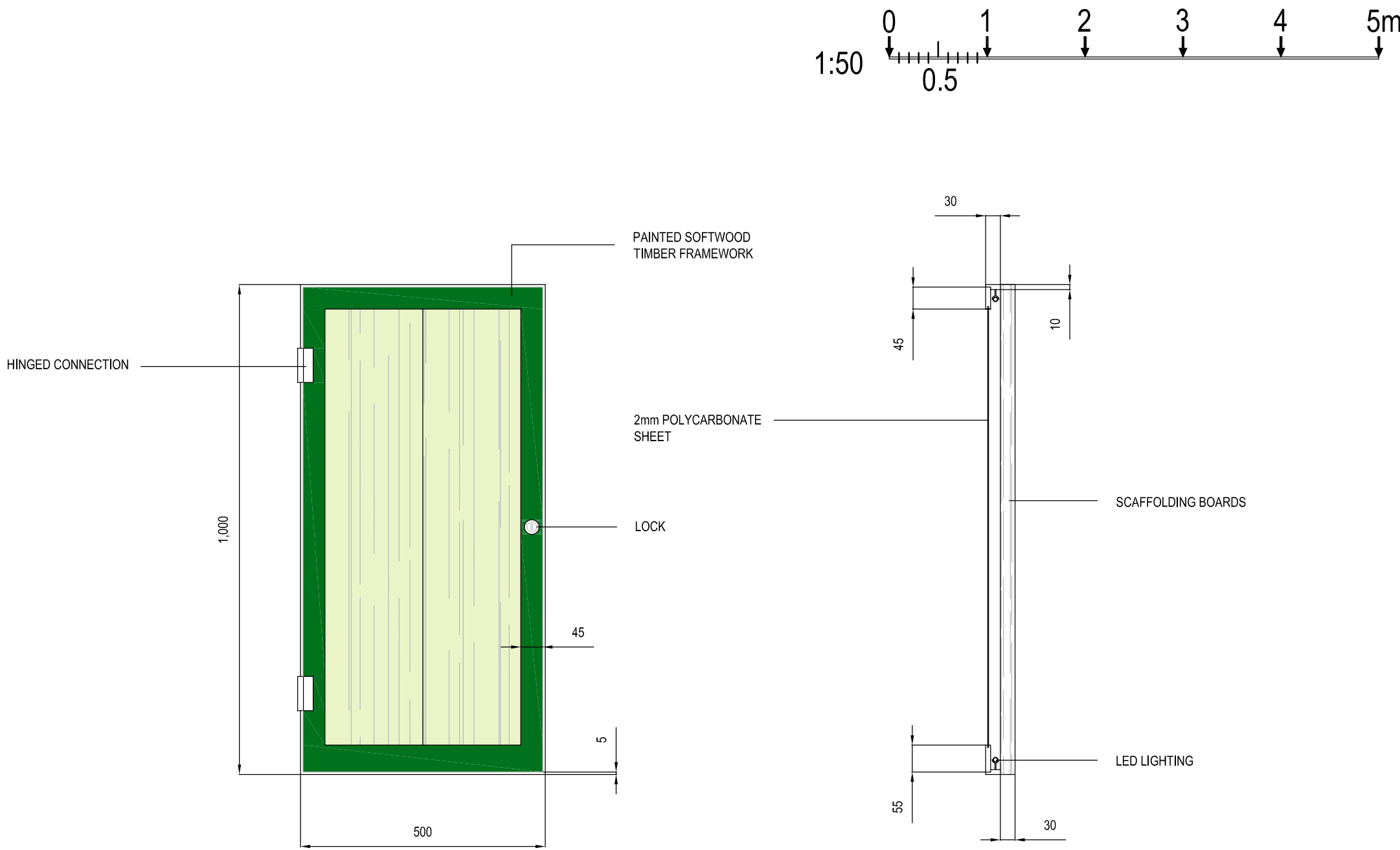
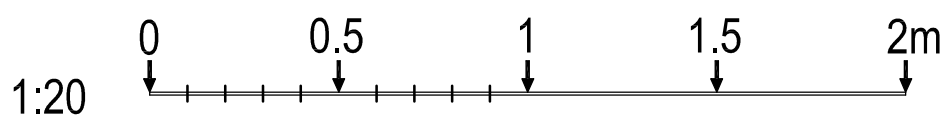
EXISTING FRONT ELEVATION




FRONT ELEVATION



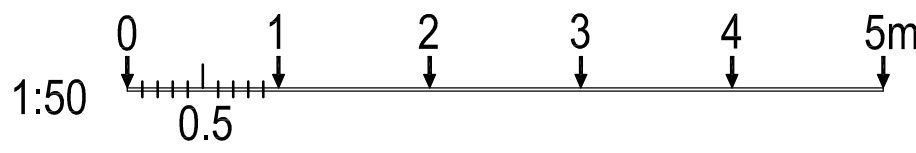
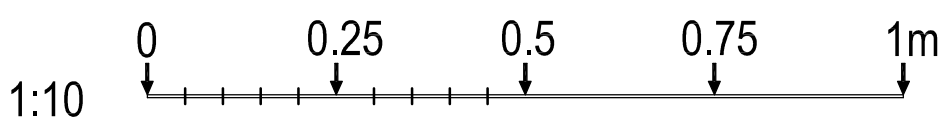
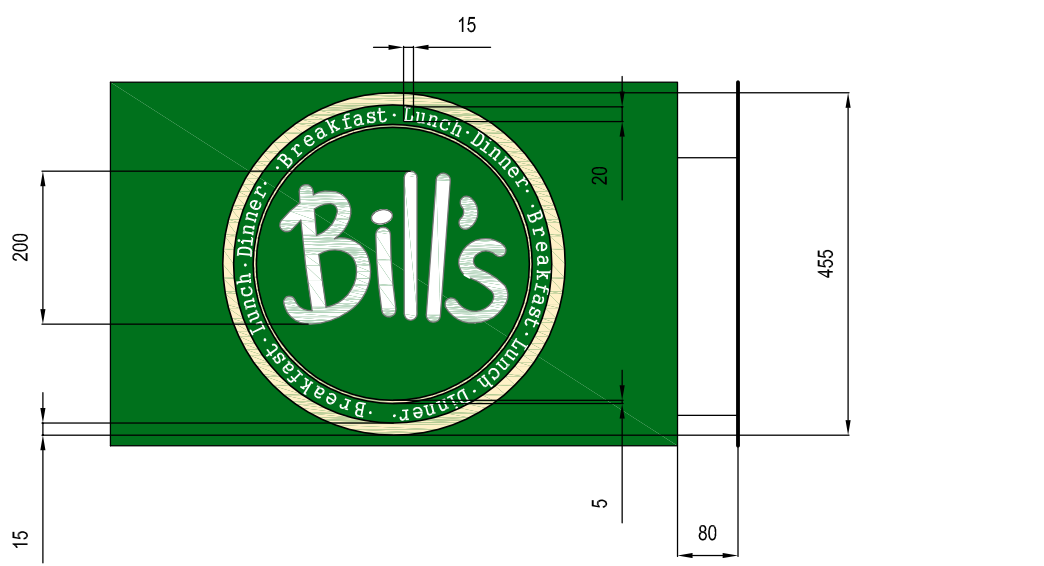
DETAIL ELEVATION SCALE 1:20



DETAIL 'A' SCALE 1:10



DETAIL 'B' SCALE 1:10



GENERAL NOTES

ALL DIMENSIONS TO BE CHECKED ON SITE PRIOR TO COMMENCEMENT OF WORKS - PLEASE REPORT ERRORS OR OMISSIONS TO THE ARCHITECT.


THIS DRAWING HAS BEEN PRODUCED FOR THE PURPOSES OF PLANNING AND BUILDING REGULATIONS APPROVALS ONLY AND IS NOT INTENDED TO BE A FULL WORKING DRAWING.

THIS DRAWING IS TO BE READ IN CONJUNCTION WITH ANY WRITTEN SPECIFICATIONS, SCHEDULES OF WORK AND STRUCTURAL ENGINEER'S DETAILS AS APPROPRIATE.

THIS DRAWING IS THE COPYRIGHT OF PUMP HOUSE DESIGNS AND ANY FURTHER REPRODUCTION OF THE PLAN IS NOT PERMITTED WITHOUT OBTAINING PRIOR CONSENT.

This drawing is the property of CHAMELEON REFURBISHMENTS LTD. It may not be duplicated or disclosed to any third party for any purpose except as authorised in writing by CHAMELEON REFURBISHMENTS LTD. Do not scale this drawing. Figured dimensions only are to be used in preference to small scale drawings. contractor to verify all site dimensions, levels and sewer invert levels at connection points before any work commences. Any errors or omissions are to be reported to the designer. If in doubt ask. The contractor is to comply with all current buildings regulations. This drawing is to be read in conjunction with the relevant consultants and/or specialist drawings/ documents and any discrepancies or variations are to be notified to the designer before the affected work commences.

© 2009 CHAMELEON REFURBISHMENTS LTD. All rights reserved.



F			
E			
D			
C			
B			
A			
BILL'S RESTAURANTS 42 KINGSWAY LONDON WC2B 6EX			
PROPOSED EXTERNAL ALTERATIONS			
DRAWN BY - M ADAMS			
DATE - JANUARY 2013			
SCALE - 1:10 / 1:20 / 1:50 @ A1			
DRAWING No. 4239 / 2			