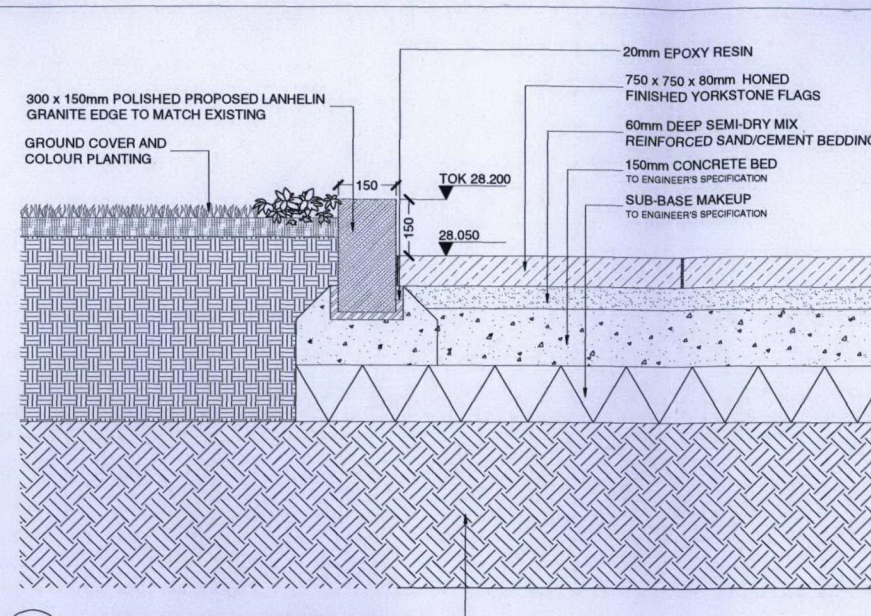
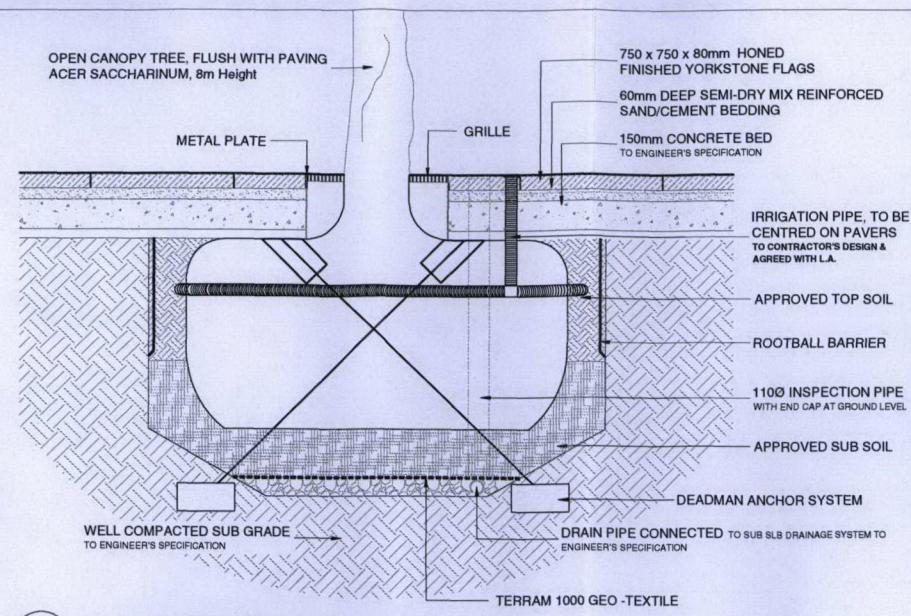


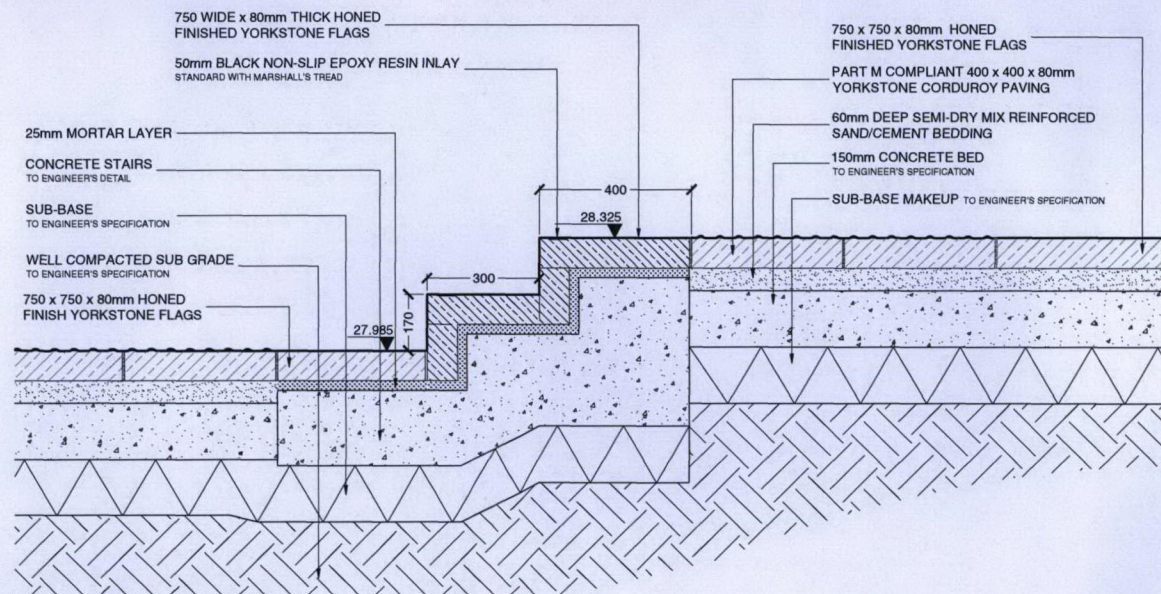
1 EXISTING CRECHE EDGE SECTION
SCALE 1:10



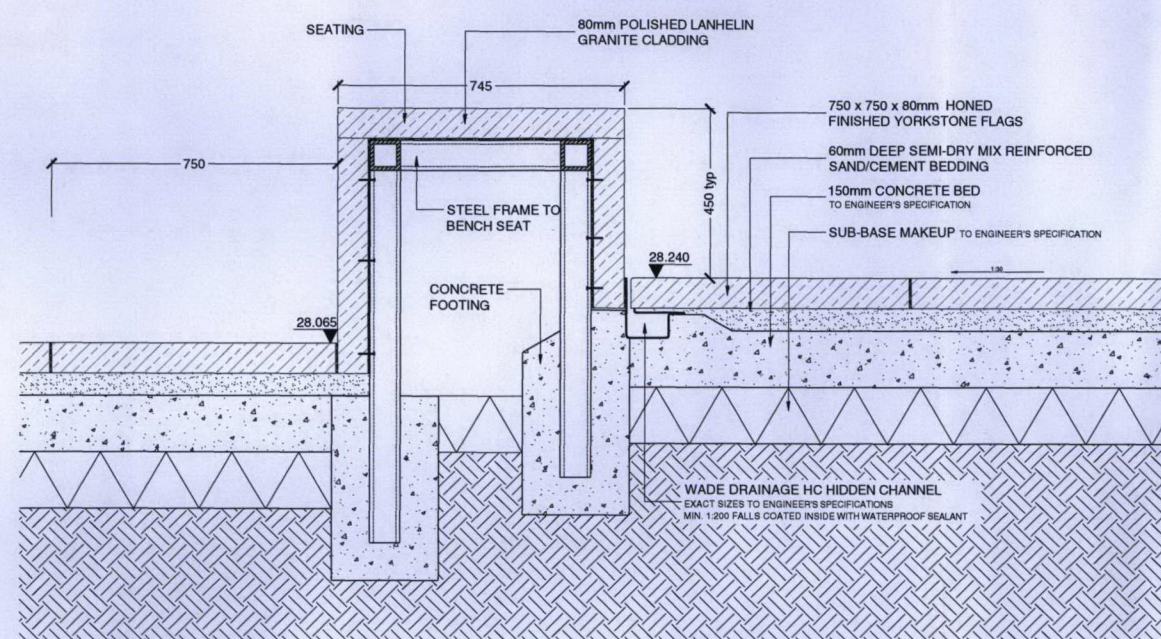
2 PROPOSED CRECHE EDGE SECTION
SCALE 1:10



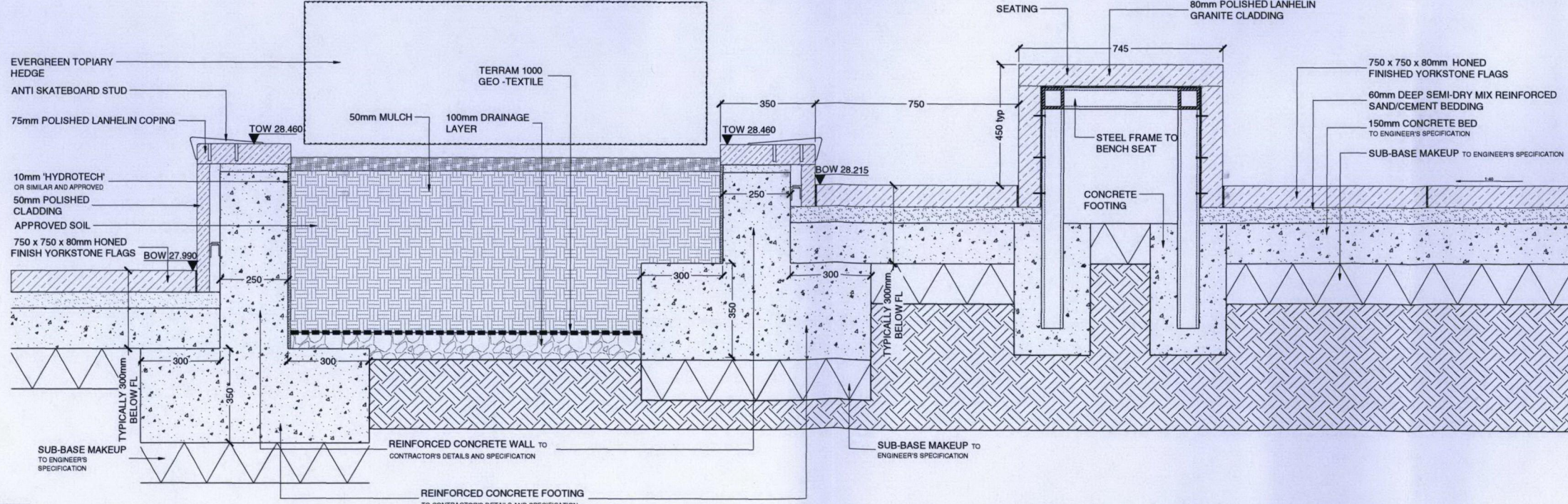
3 TREE PIT SECTION SCALE 1:20



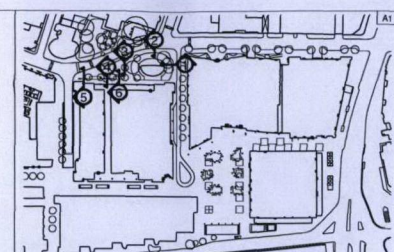
4 STEPS SECTION
SCALE 1:10



5 BENCH SECTION
SCALE 1:10



6 PLANTER & BENCH SECTION
SCALE 1:10



LEGEND:

REVISION	NO.	REASON	DATE	DRAWN	CHECKED
H	1	All details amended to New Levels and Layout, New Detail 5 Added EWN 1707	30 08 12	MA	
G	2	Planter wall details added, drainage layer added - EWN No. 452	15 08 12	AM	
F	3	Updated building, wall thickness and material, planter upstand construction and stone bench cladding	17 02 12	RG	SC
E	4	Issued for Tender	17 01 12	RG	AM
D	5	Changed to steel frame seating, added upstand to planter	03 01 12	SC	AM
C	6	Draft Stage F Issue	31 03 11	MA	AM
B	7	Stage E Issue	26 11 10	SC	AM
A	8	Draft Stage E Issue	06 09 10	SC	AM

DO NOT SCALE
© Copyright EDCO Design London Limited 2006

DRAWING STATUS: **INFORMATION**

PROJECT STAGE: **CONSTRUCTION**

PROJECT: **REGENT'S PLACE - NEQ**

CLIENT: **BRITISH LAND**

ARCHITECT: **WEA/SMA** ENGINEER: **HY**

EDCO Design London
Chartered Landscape Architects
3 Floor, 7 Elm Grove, Wimbledon, London, SW19 4JE
T: 020 8944 9656 | F: 020 8605 9689 | E: enquiry@edcodesign.com

LONGFORD SQUARE SOUTH SECTIONS

SCALE: **AS SHOWN** DRAWN: **MA** CHECKED: **AM** DATE: **15 06 08**

PROJECT REF: **C326** DRAWING REF: **D941** REVISION: **H**

SCALE BAR: **0m 1m 2m**

04/10/2012 P:\Contracts\326 - NEQ\01-EDCO DRAWINGS\DWG\DWG090 - Details and Sections\C326D941-Longford Square South Sections.dwg