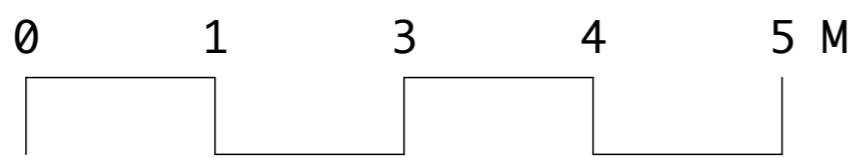

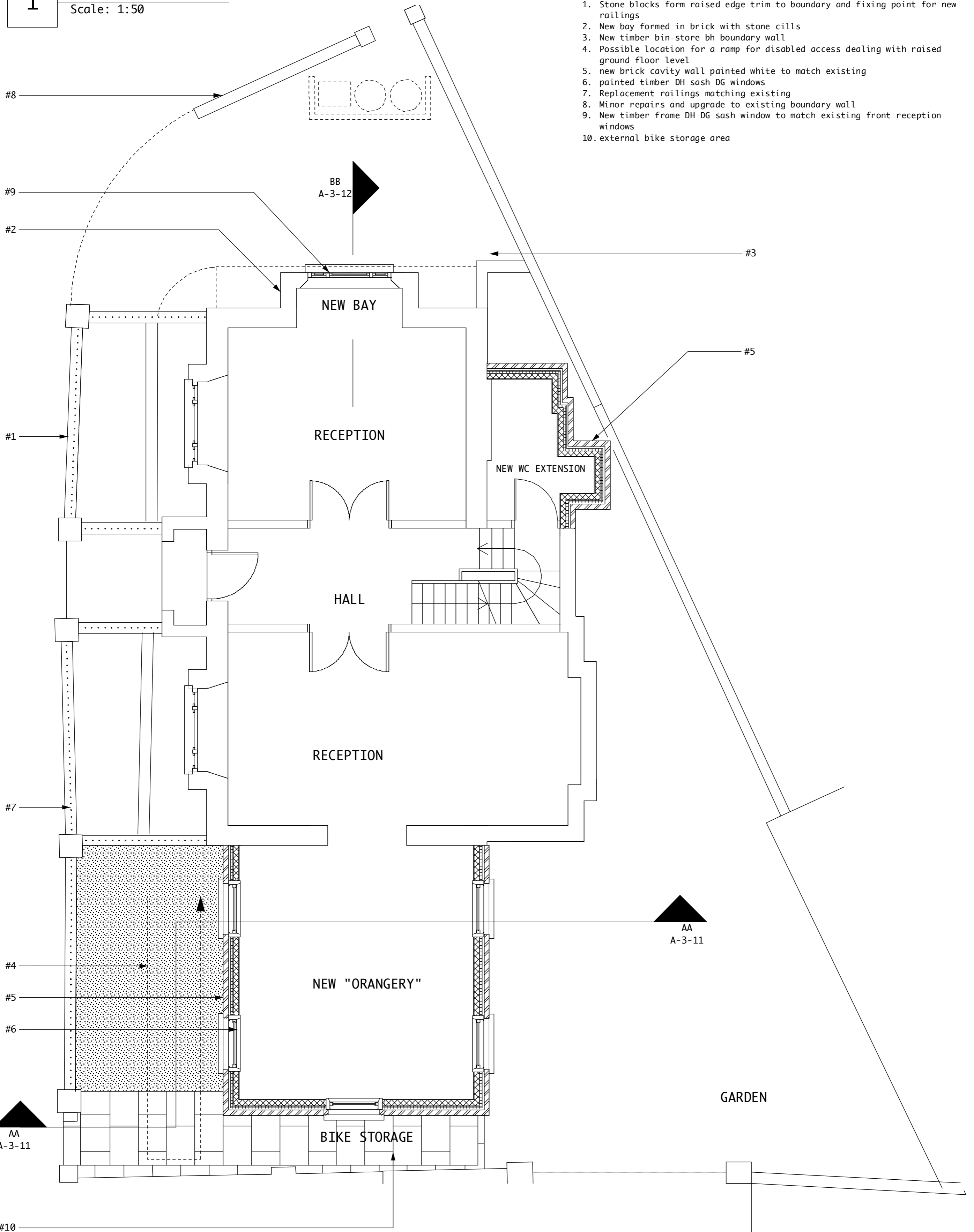


1

PROPOSED GROUND PLAN
Scale: 1:50

Notes

1. Stone blocks form raised edge trim to boundary and fixing point for new railings
2. New bay formed in brick with stone cills
3. New timber bin-store bh boundary wall
4. Possible location for a ramp for disabled access dealing with raised ground floor level
5. new brick cavity wall painted white to match existing
6. painted timber DH sash DG windows
7. Replacement railings matching existing
8. Minor repairs and upgrade to existing boundary wall
9. New timber frame DH DG sash window to match existing front reception windows
10. external bike storage area



- 1 All dimensions to be checked on site
- 2 All discrepancies to be reported to architect or contract administrator immediately
- 3 Components to be fitted to the manufacturers requirements unless otherwise stated in writing
- 4 All demolitions to be confirmed by SE
- 5 All work to BS/SE requirements
- 6 All items supply & fit by contractor unless otherwise stated

REVISIONS

copyright for this drawing belongs to Wendy Galway-Cooper and may not be assigned to any other person or organization without WGC's written agreement

PROJECT TITLE
15 Gayton Crescent:
side extension

JOB NUMBER	1108
STAGE	D
SCALE	1:50 at A2
DATE	18/2/13
ISSUE	planning
CAD-FILE	1108-planning

DISCIPLINE	A = architectural S = structural M = mechanical E = electrical
SERIES	0 cover sheet 1 site, roof, floor plans 2 elevations 3 sections 4 enlarged plans, elevations & 5 sections details 6 schedules 7 views 8 other

STAGE	feas = feasibility des = design pln = planning bc = bldg control tend = tender con = contract man = manual
discipline	A
series	1
sheet	12
stage	pln
rev	-

WENDY GALWAY COOPER

NEW PLAN GROUND