
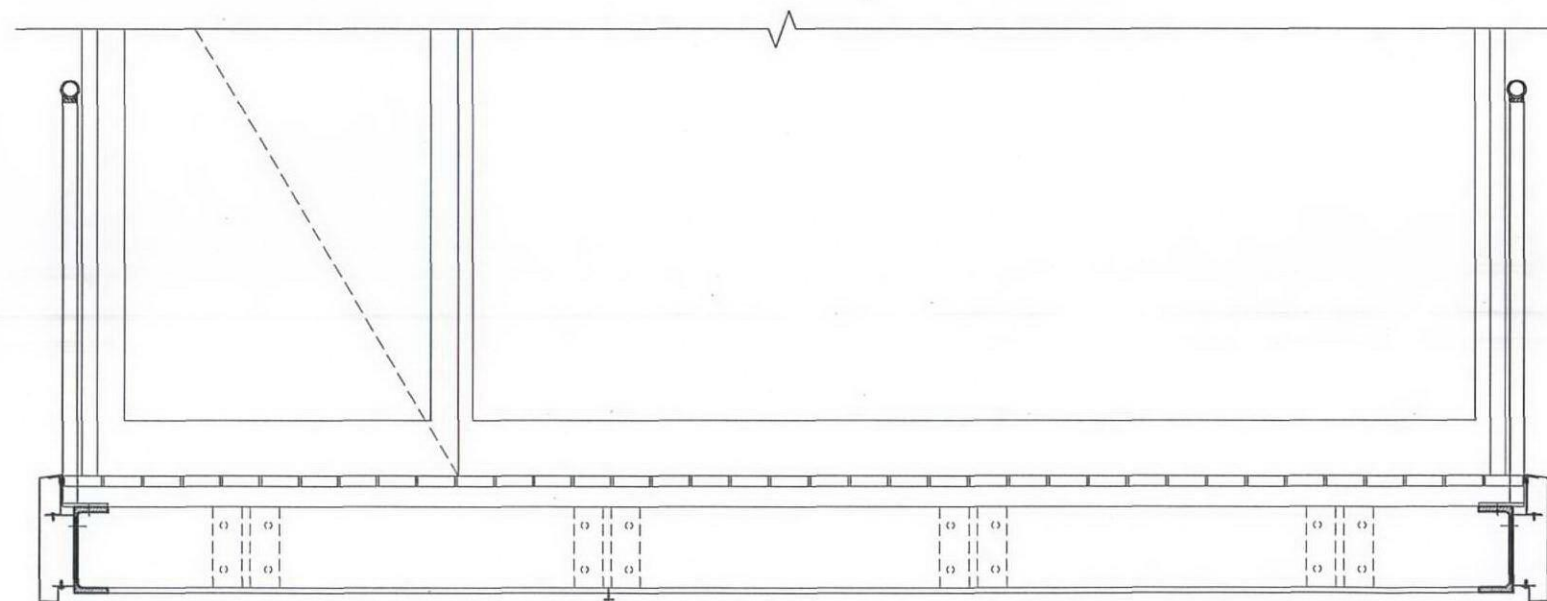


DO NOT SCALE DIMENSIONS OFF THIS DRAWING
CHECK ALL DIMENSIONS ON SITE BEFORE FABRICATION
REPORT ALL ERRORS OR OMISSIONS TO SPRUNT LIMITED
THIS DRAWING IS PROTECTED UNDER COPYRIGHT AND
SHALL NOT BE REPRODUCED IN PART OR WHOLE WITHOUT
PRIOR EXPRESSED PERMISSION OF SPRUNT LIMITED



10_05-13 TYPICAL BALCONY PLAN
SCALE 1:20 @ A3

NOTE:
BALCONY SIZES VARY - REFER TO SCHEDULE FOR SIZES
REFER TO 12387_41_02 FOR BALCONY DETAILS.



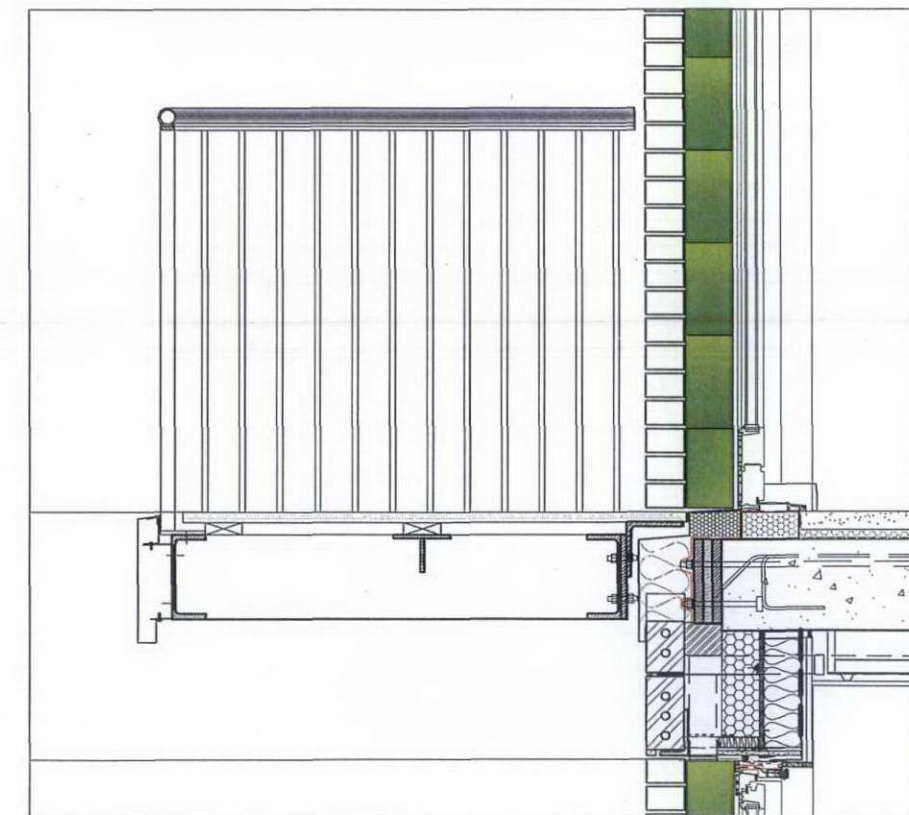
1 BALCONY SECTION
SCALE 1:20
ALUMINIUM SOFFIT SUPPORT

PROVIDE FIXINGS TO THE UNDERSIDE OF THE BALCONY FRAME FRONT AND REAR - REFER SECTION 2.
THE STEELWORK SHOWN IS INDICATIVE. REFER BALCONY MANUFACTURER FINAL DESIGN TO CONFIRM APPROPRIATE FIXINGS.
FALL TO SOFFIT WILL VARY TO SUIT THE BALCONY LENGTHS FOR TYPES A, B, C & D.

STEEL BOLT ON BALCONY SCHEDULE

FLOOR	PLOT NO.	LOCATION	SIZE	TYPE	FLOOR	PLOT NO.	LOCATION	SIZE	TYPE
1st	6	LOUNGE	3485 x 1300	A	4th	26	LOUNGE	3935 x 1300	C
	7	LOUNGE	3485 x 1300	A		27	LOUNGE	3935 x 1300	C
	14	LOUNGE	1460 x 1300	B		28	LOUNGE	1460 x 1300	B
	15	LOUNGE	3935 x 1300	C		48	LOUNGE	1235 x 1300	D
	16	LOUNGE	3935 x 1300	C	5th	49	LOUNGE	1235 x 1300	D
	40	LOUNGE	1235 x 1300	D		30	LOUNGE	3935 x 1300	C
2nd	41	LOUNGE	1235 x 1300	D		31	LOUNGE	3935 x 1300	C
	9	BED RM 1	3485 x 1300	A		32	LOUNGE	1460 x 1300	B
	10	BED RM 1	3485 x 1300	A		51	BED 1	1235 x 1300	D
	18	LOUNGE	1460 x 1300	B		51	LOUNGE	1235 x 1300	D
	19	LOUNGE	3935 x 1300	C	6th	34	LOUNGE	3935 x 1300	C
	20	LOUNGE	3935 x 1300	C		35	LOUNGE	3935 x 1300	C
3rd	42	LOUNGE	1235 x 1300	D	Totals				
	43	LOUNGE	1235 x 1300	D			TYPE A	3485 x 1300	4
	22	LOUNGE	3935 x 1300	C			TYPE B	1460 x 1300	4
	23	LOUNGE	3935 x 1300	C			TYPE C	3935 x 1300	13
	24	LOUNGE	3935 x 1300	C			TYPE D	1235 x 1300	10
	44	LOUNGE	1235 x 1300	D	Total No. of clip on Balconies				31
	45	LOUNGE	1235 x 1300	D					

NOTES:
REFER TO 12387_50_28 & 12384_50_29 FOR BALCONY TYPES
REFER TO 12387_41_02 FOR BALCONY DETAILS AND SPECIFICATION
DETAILS REFERENCE TO DRAWING 12387_10_05 TO 12387_10_13



2 BALCONY SECTION
SCALE 1:20

REV BY	DATE	CHK DESCRIPTION
STATUS		
FOR CONSTRUCTION		
CONTRACTOR		
PROJECT		
TWYMAN HOUSE		
CLIENT		
TAYLOR WIMPEY		
CENTRAL LONDON		
DRAWING TITLE		
STEEL BOLT-ON BALCONY		
DETAIL SECTION		
DATE CREATED	DATE AMENDED	SCALE
22.02.13	22.02.13	1:20 @ A3
DRAWN BY	AMENDED BY	CHECKED
NA	MBRZEZINSKA	MB
DRAWING NO & REVISION		
12387_41_01-D1		

The Quadrangle,
180 Wardour Street,
London W1F 8FY
T +44 (0)20 7287 1153
F +44 (0)20 7287 3675
www.sprunt.net

sprunt.