

**DRAWING NOTES**

Dimensions  
 Within dimensions to be taken in preference to called  
 dimensions. The Contractor is responsible for checking  
 all dimensions before work starts.  
 Local Authority  
 All work is to be carried out to the requirements, and  
 to the satisfaction of the Local Authority.  
 These drawings are for planning purposes only.  
 Discrepancies  
 Any discrepancies to be brought to the attention of  
 Drawing And Planning Ltd. Immediately.

**REVISIONS**

REV	DATE	DESCRIPTION	BY	CH



PROJECT TITLE

34-36 High Holborn

DRAWING TITLE

Proposed Window I

CLIENT

Stavros Nissiotis

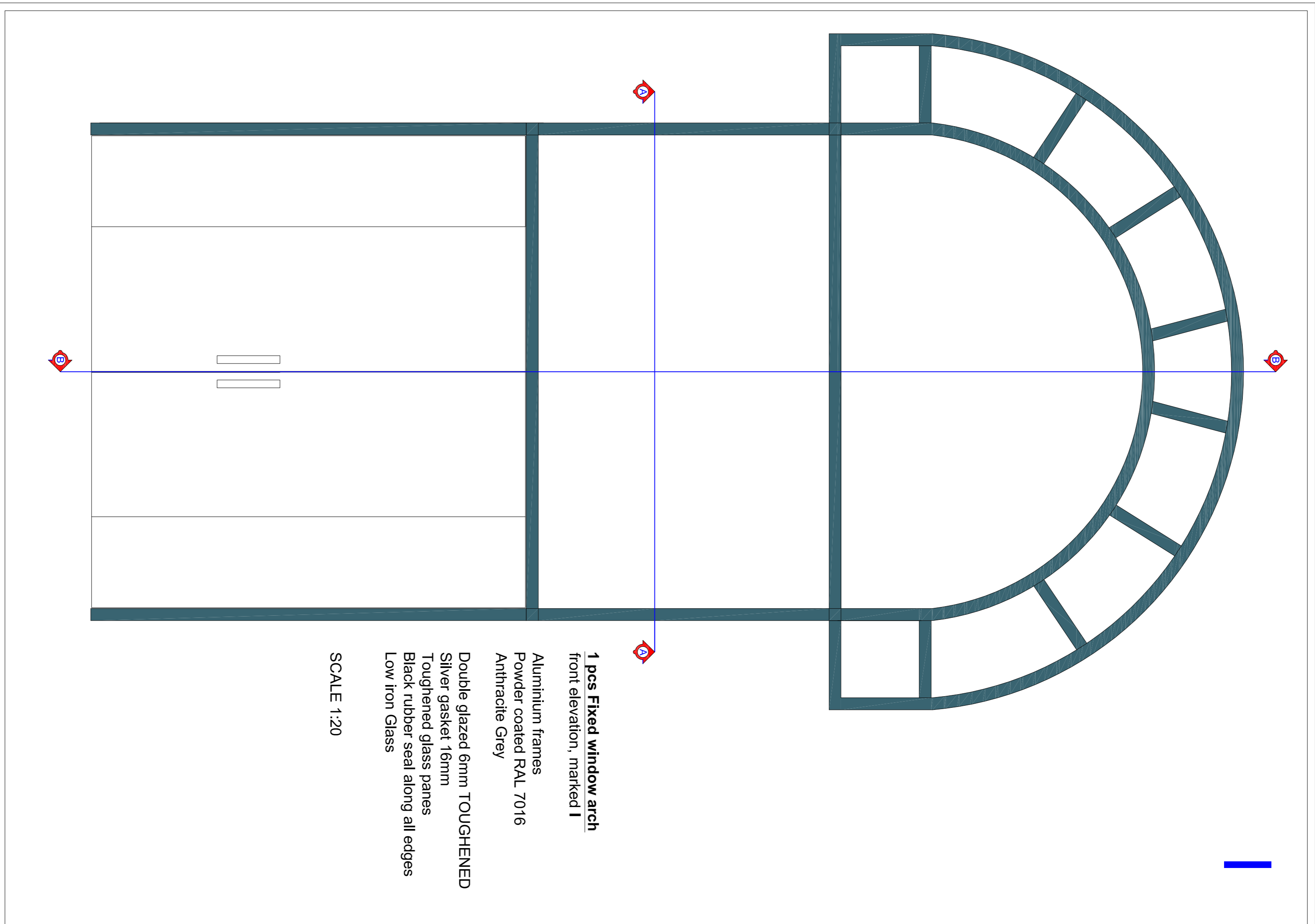

DRAWING No

HGHLBR-DS109

SCALE @ A1 - 1:20

DATE DRAWING STATUS

FEB 2013 Planning




**1 pcs Fixed window arch**  
 front elevation, marked I

Aluminium frames  
 Powder coated RAL 7016  
 Anthracite Grey

Double glazed 6mm TOUGHENED  
 Silver gasket 16mm  
 Toughened glass panes  
 Black rubber seal along all edges  
 Low Iron Glass

SCALE 1:20



**1 pcs Fixed window arch with glass door**  
 Front elevation, marked I

CROSS SECTION A  
 SCALE 1:20

SCALE 1:20

