

DRAWING NOTES

Dimensions
 Within dimensions to be taken in preference to scaled dimensions. The Contractor is responsible for checking all dimensions before work starts.
 Local Authority
 All work is to be carried out to the requirements, and to the satisfaction of the Local Authority.
 These drawings are for planning purposes only
 Discrepancies
 Any discrepancies to be brought to the attention of Drawing And Planning Ltd. Immediately.

REVISIONS

REV	DATE	DESCRIPTION	BV	CH



PROJECT TITLE

34-36 High Holborn

DRAWING TITLE

Existing Window E

CLIENT

Stavros Nissiotis

DRAWING No

HGHLBR-DS005


SCALE @ A1 - 1:20

DATE

FEB 2013

DRAWING STATUS

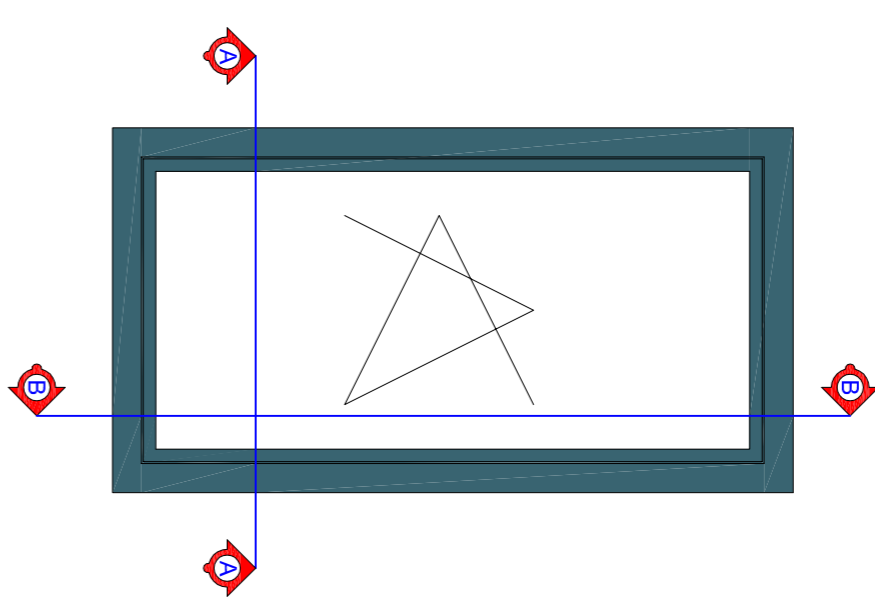
Planning



E


8 pcs Tilt before Turn windows
 front elevation, marked **E**

Single glazed
 SCALE 1:20



8 pcs Tilt before Turn windows, Front elevation, marked E

CROSS SECTION A



SCALE 1:20

CROSS SECTION B



SCALE 1:20

