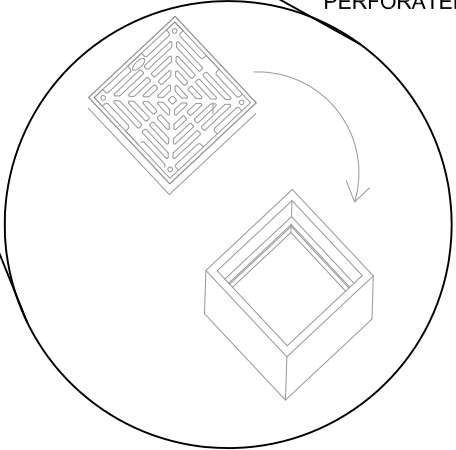


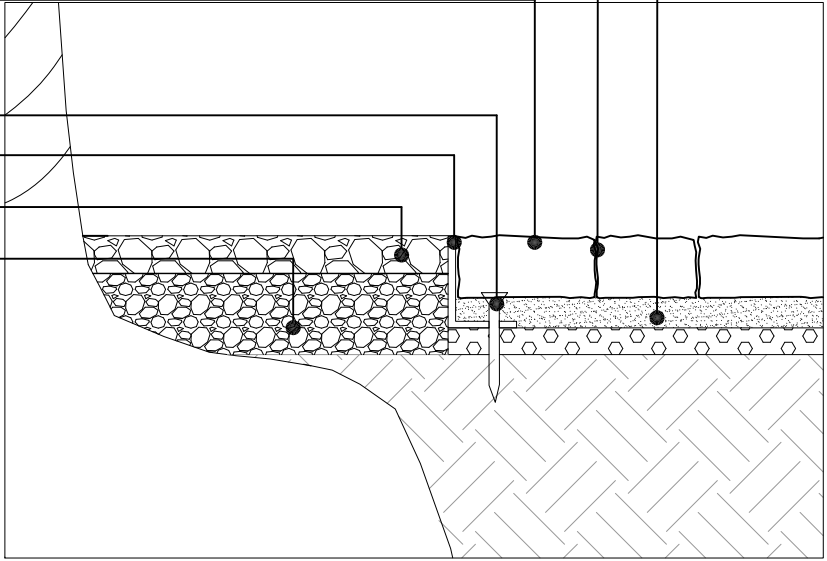
DETAIL 3.03
TREE AND CYCLE STAND
SURROUND PLAN
SCALE 1:20

FOR TREE SURROUND SECTION
REFER TO DETAIL 279-3(97) 8304

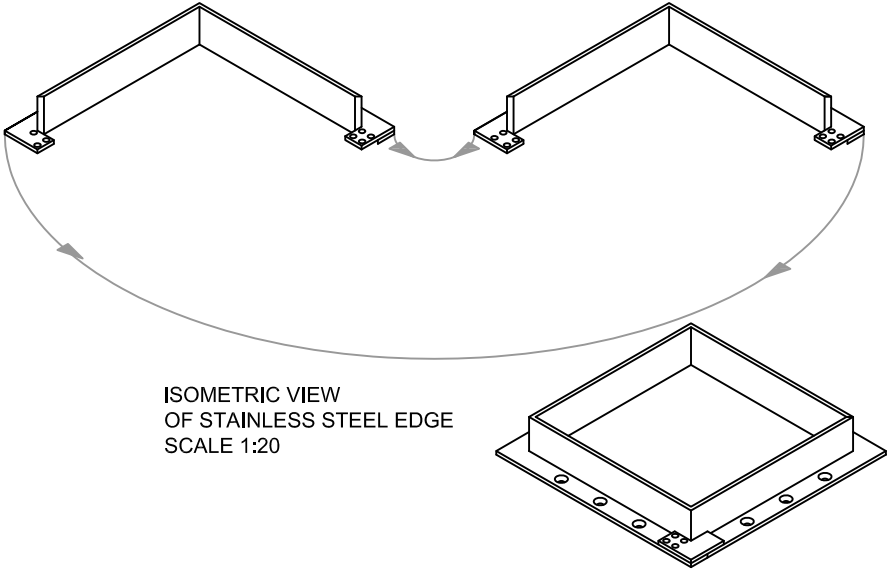


101mm x 101mm STAINLESS STEEL
PERFORATED GRATING

- HEIGHT 750mm x 1000mm WIDE x 50mm Ø BY KENT STAINLESS OR EQUAL AND APPROVED
- 'TUFFGRIT' BEDDING MEDIUM BEDDING GRIT TO BE LIGHTLY COMPACTED WITH WHALKER PLATE AS STEINTEC GUIDANCE METHODOLOGY
- 10-15mm WIDE JOINT 'TUFFSAND' ECO (GENERATION B) BY STEINTEC OR EQUAL AND APPROVED
- RECLAIMED GRANITE SETTS
- 6mm SPECIALIST MORTAR JOINT COLOURED TO MATCH PAVING BY STEINTEC OR EQUAL AND APPROVED
- METAL PIN
- 10mm THICK STAINLESS STEEL EDGE
- 50mm DEPTH 6-10mm ROYAL WHITE GRANITE CHIPPINGS
- 65mm DEPTH LECA
- PAVING PATTERN 5
600mm-900m LENGTH x 600mm WIDTH x 50mm DEPTH
SAWN SCOUTMOOR SANDSTONE PAVIOR BY MILLER DRUCK OR EQUAL AND APPROVED.
- 10-15mm WIDE JOINT 'TUFFSAND' ECO (GENERATION B) BY STEINTEC OR EQUAL AND APPROVED
- COLLAR AROUND TREE TRUNK TO CONTRACTOR'S DETAIL
- 10mm THICK STAINLESS STEEL EDGE
- 50mm DEPTH 6-10mm ROYAL WHITE GRANITE CHIPPINGS
- 101mm x 101mm STAINLESS STEEL GRATING L2105 BY WADE OR EQUAL AND APPROVED TO VERTICAL AERATION PERFORATED SOLID PIPE TO FLEXIBLE HORIZONTAL PIPE



SECTION A-A'
SCALE 1:10



ISOMETRIC VIEW
OF STAINLESS STEEL EDGE
SCALE 1:20

FOR TENDER

BE SAFE

HEALTH AND SAFETY INFORMATION

IN ADDITION TO THE HAZARDS/RISKS NORMALLY ASSOCIATED WITH THE TYPES OF WORK DETAILED ON THIS DRAWING, NOTE THE FOLLOWING

CONSTRUCTION
CUTTING AND WORKING OF HARD MATERIALS
LIFT OF HEAVY PAVING SLABS

MAINTENANCE/CLEANING/OPERATION
LIFT OF HEAVY PAVING SLABS

DECOMMISSIONING/DEMOLITION
LIFT OF HEAVY PAVING SLABS

- GENERAL NOTES
1. Do not scale drawing.
 2. All setting out, levels and dimensions to be agreed on site.
 3. The dimensions of all materials must be checked on site before being laid out.
 4. This drawing must be read with the relevant specification clauses and detail drawings.
 5. Order of construction and setting out to be agreed on site.

Project	Drawing Title	Revision	Date	Consultant	Project No.	Scale	Approved By	Drawing No.	Revision
K X C STATION SQUARE & KING'S BOULEVARD	DETAIL 3.03	R00 First Issue	17.08.12	TOWNSHEND	279.3	1:20	DP		R02
Client	TREE SURROUND IN PLAN	R01 Annotation ammended	03.10.12	Landscape Architects	Date	Drawing Size	Drawn By	TOWN279-3(97)8303	
KING'S CROSS CENTRAL		R02 ER Issue	30.11.12	Unit 3A Zetland House	AUG 12	A3	LR		
GENERAL PARTNER LTD				London EC2A 4HJ					
				Telephone: 020 7729 9333 Fax: 020 7729 3300					
				E-Mail tla@townshendla.com					