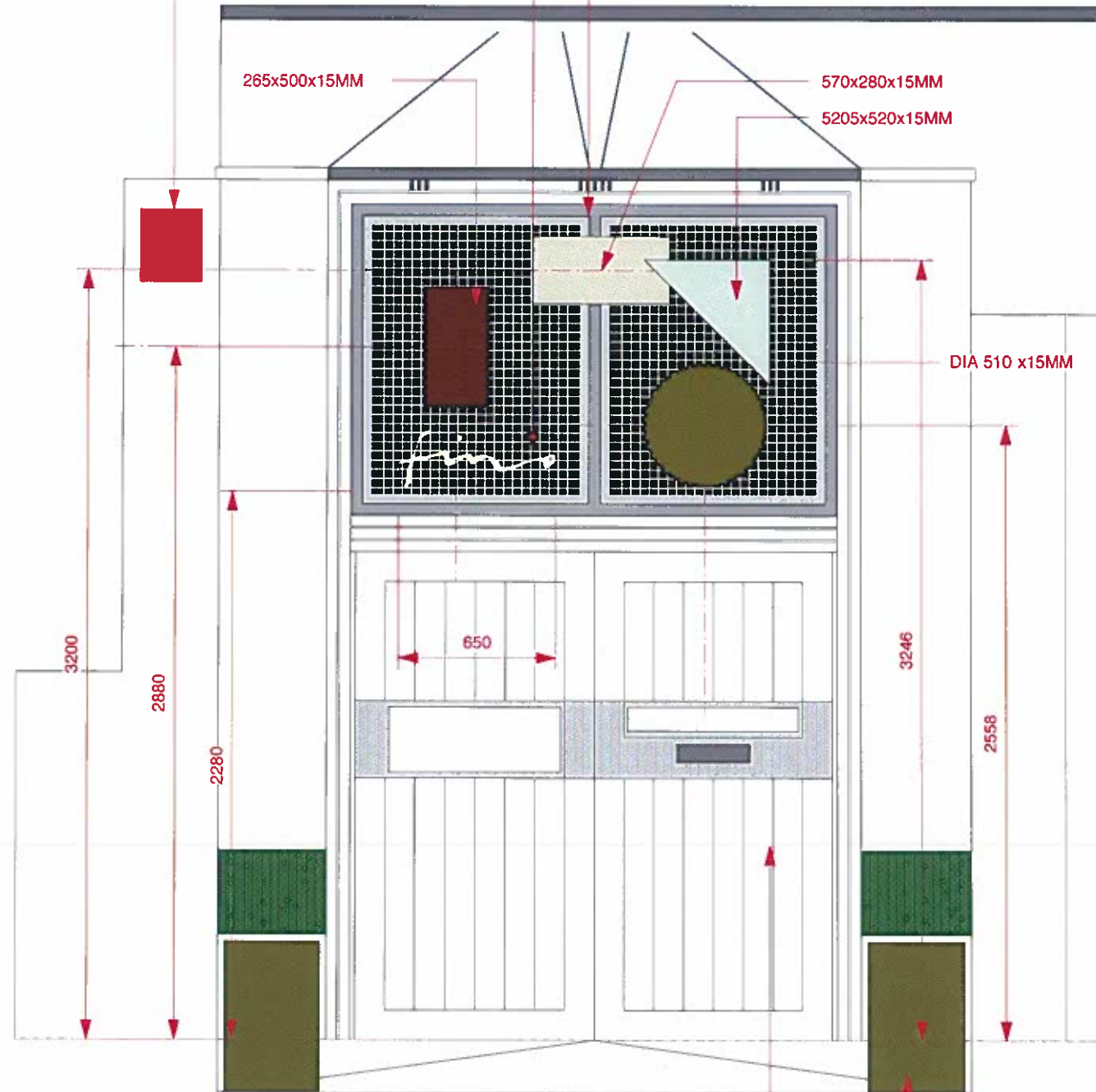


NEW GALVANISED STEEL DOORS WITH STEEL ROD MESH TO ALLOW AIR FLOW INTO A/C UNITS MOUNTED INSIDE. 50 mm FIXED STEEL OUTER FRAME FIXED INTO EXISTING TIMBER FRAME. NEW DOORS WITH 30mm EXTERIOR STEEL FRAME AND MESH EFFECT INNER PANEL HUNG ONTO FIXED FRAME

WHITE NEON LETTERS FIXED BACK TO GALVANISED DOORS  
PINNED OFF BY APPROX 20/30mm  
LETTERS 150mm HIGH BY APPROX. 650mm LONG

RE POSITIONED ALARM BOX

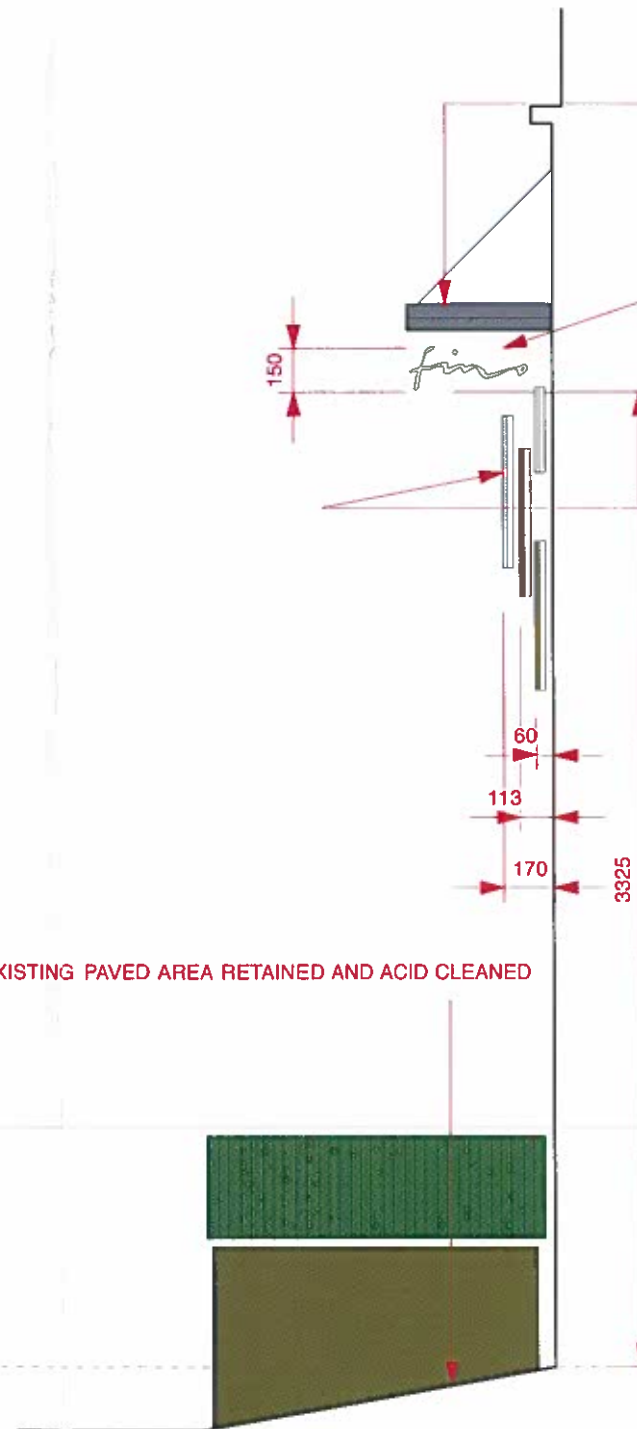


EXISTING DOORS AND FRAMEWORK RETAINED AND SANDED AND RE-SEALED

EXISTING PLANTERS RETAINED AND RE-SPRAYED

**FRONT ELEVATION**


EXISTING PAVED AREA RETAINED AND ACID CLEANED



EXISTING MARBLE AND STEEL CANOPY RETAINED IN EXISTING POSITION

WHITE NEON LETTERS ON SUSPENSION RODS  
FIXED BACK TO EXISTING CANOPY STEEL FRAME  
LETTERS 150mm HIGH BY APPROX. 400mm LONG

3D SHAPES LASER CUT IN 35mm ACRYLIC WITH EMBEDDED LED LIGHTING TO REAR FACE TO ACHIEVE HALO ILLUMINATION FRONT FACE AND 15mm OF FRONT EDGE TREATED IN TEXTURED PAINT AND COLOUR MATCHED TO GRAPHIC CARD. EDGES OF SHAPES TO MATCH "TORN" EFFECT OF SHAPES SHOWN ON GRAPHIC CARD BELOW



DATUM LINE

**SIDE ELEVATION**

**FINO RESTAURANT**  
**33 CHARLOTTE STREET LONDON W1T 1RR**  
**NEW ENTRANCE SIGNAGE PROPOSAL**  
**MARCH 2013**  
**SCALE 1:25**  
**DRW NO. F100.01**  
**REVISION. /**