

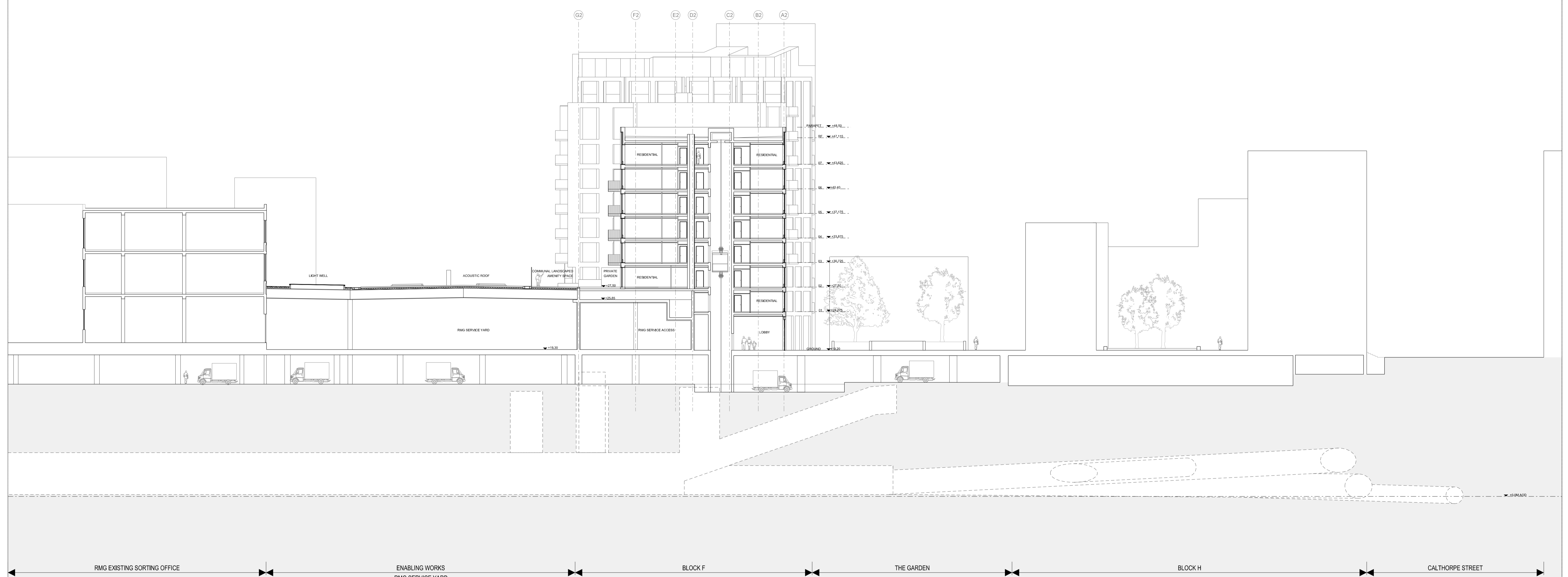
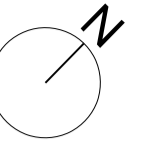
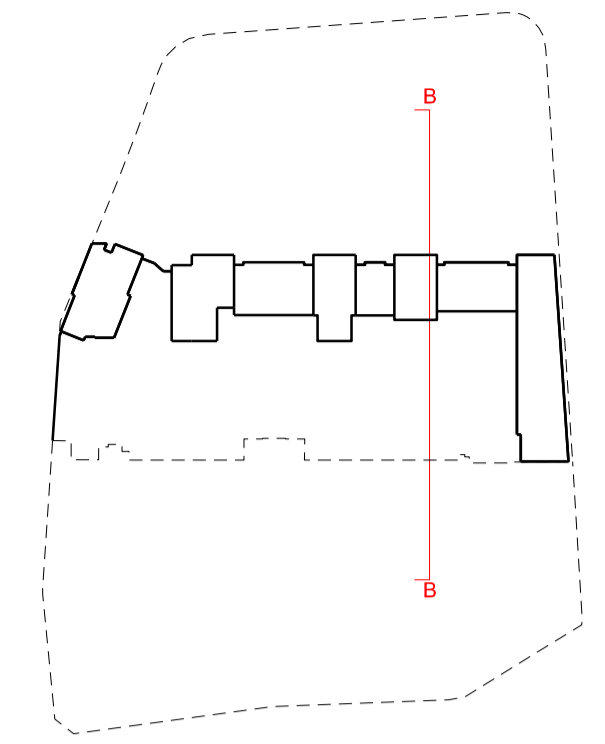
Rev	Date	Description	By	Chkd
-	24.04.2013	FOR PLANNING	JC	MP

33 Bowling Green Lane
 London
 EC1R 0BJ
 +44 (0) 20 7608 7900 T
 +44 (0) 20 7608 7901 F
 www.wilkinsonseye.com

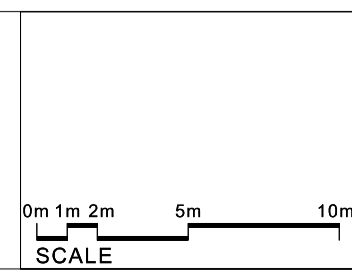
WilkinsonEyre.Architects

Project: **RMG - MOUNT PLEASANT - CALTHORPE STREET**
 Title: **PROPOSED SECTION - BLOCK E, F, & G SECTION A-A**
 Scale @A1 / A3: **1:250 / 1:500**
 Drawing and CAD File Number: **00_07_301**
 Rev: **P1**

© WilkinsonEyre.Architects Ltd



Rev	Date	Description	By	Chkd
P1	24.04.2013	FOR PLANNING	JC	MP



33 Bowling Green Lane
London
EC1R 0BJ

+44 (0) 20 7608 7900 T
+44 (0) 20 7608 7901 F
www.wilkinsoneye.com

WilkinsonEye.Architects

Project: **RMG - MOUNT PLEASANT - CALTHORPE STREET**

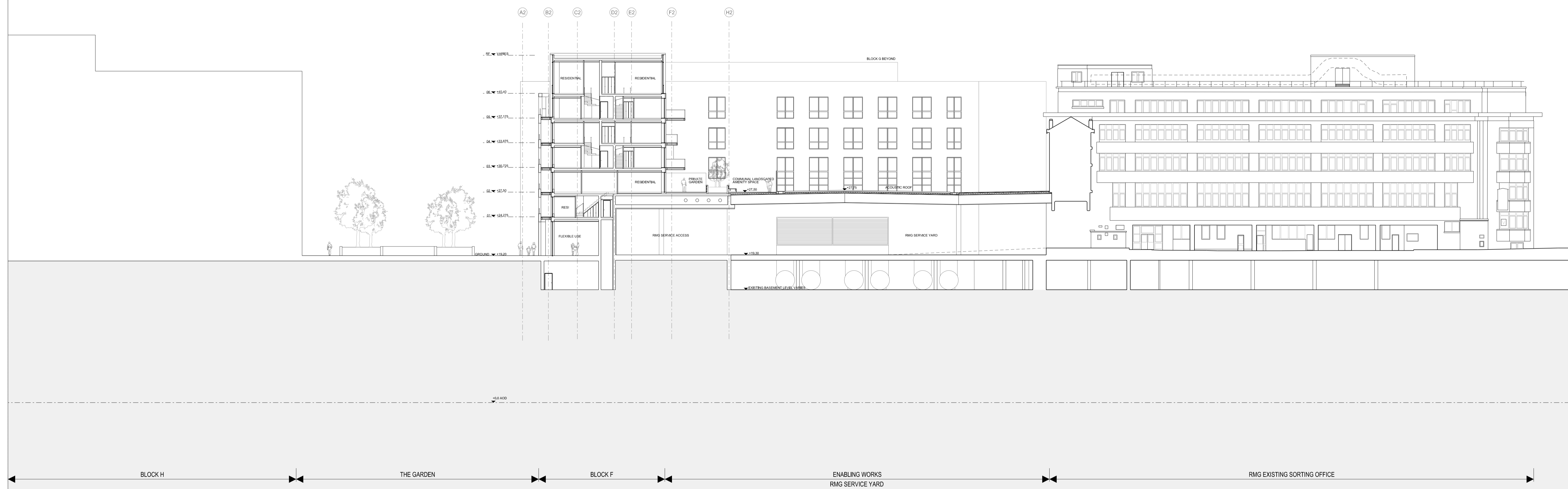
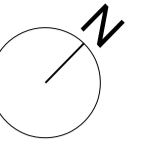
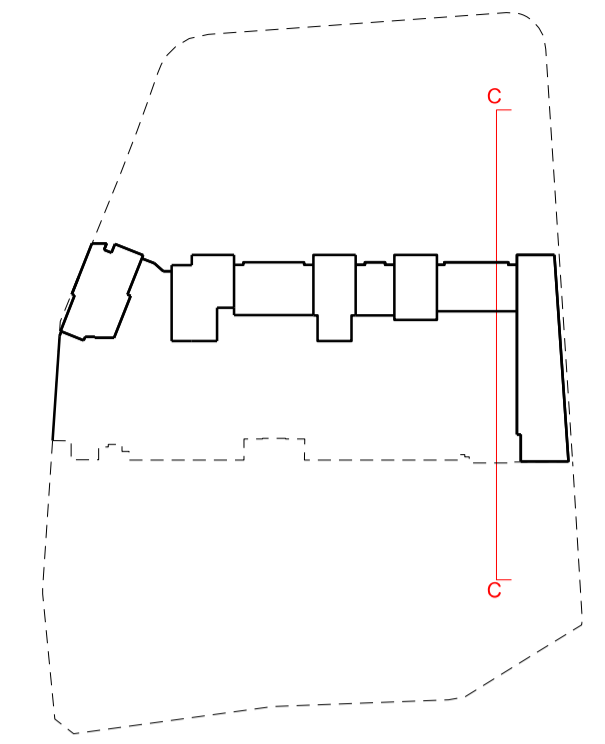
Title: **PROPOSED SECTION - BLOCK E, F, & G SECTION B-B**

Scale @A1 / A3: **1:250 / 1:500**

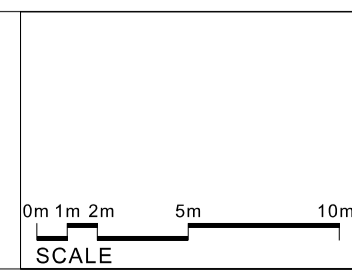
Drawing and CAD File Number: **00_07_302**

Rev: **P1**

© WilkinsonEye.Architects Ltd



Rev	Date	Description	By	Chkd
P1	24.04.2013	FOR PLANNING	JC	MP



33 Bowling Green Lane
London
EC1R 0BJ

+44 (0) 20 7608 7900 T
+44 (0) 20 7608 7901 F
www.wilkinsoneyre.com

WilkinsonEyre.Architects

Project: **RMG - MOUNT PLEASANT - CALTHORPE STREET**

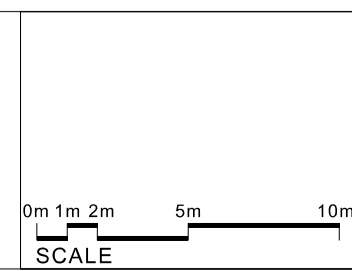

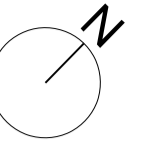
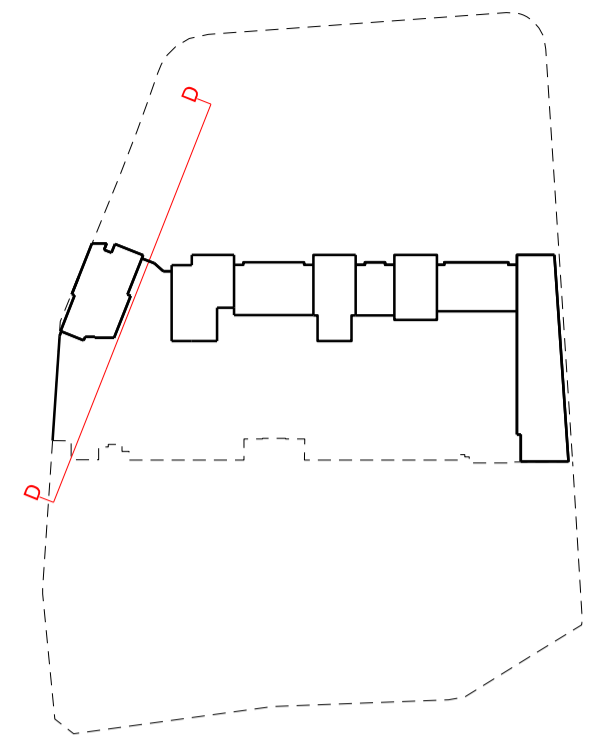
Title: **PROPOSED SECTION - BLOCK E, F, & G SECTION C-C**

Scale @A1 / A3: **1:250 / 1:500**

Drawing and CAD File Number: **00-07-303**

Rev: **P1**

© WilkinsonEyre.Architects Ltd



33 Bowling Green Lane
London
EC1R 0BJ

+44 (0) 20 7608 7900 T
+44 (0) 20 7608 7901 F
www.wilkinsoneyre.com

WilkinsonEyre.Architects

Project: **RMG - MOUNT PLEASANT - CALTHORPE STREET**

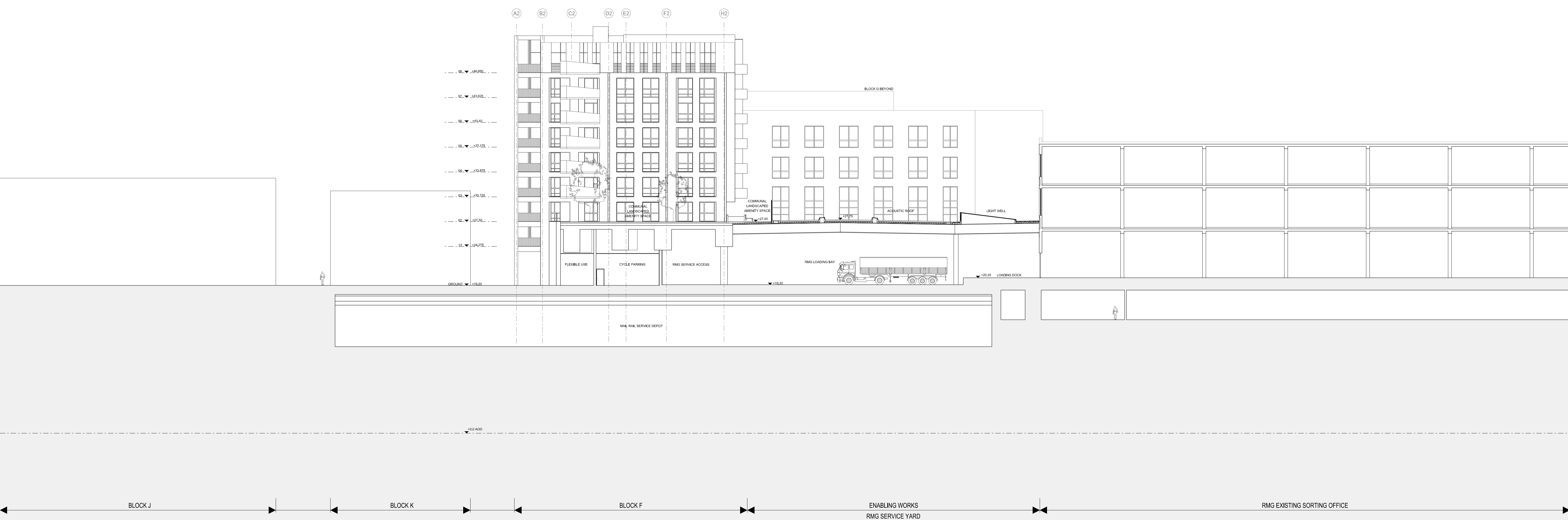
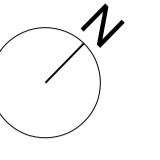
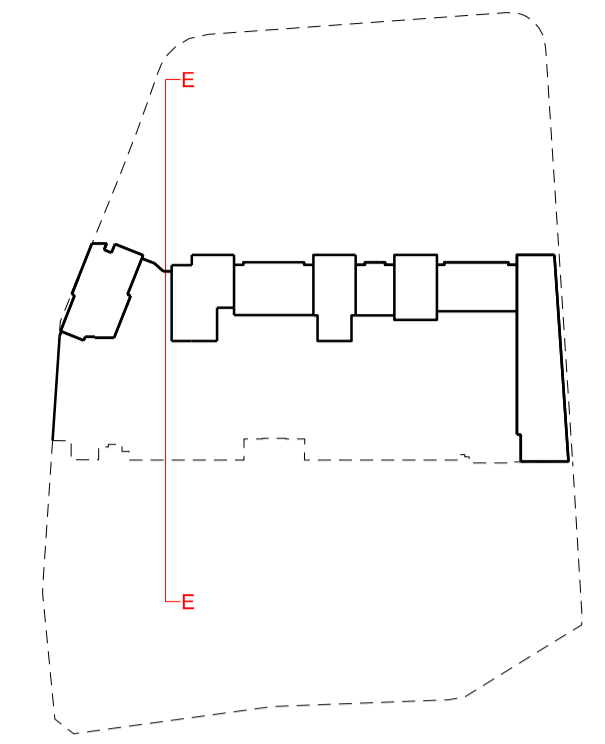
Title: **PROPOSED SECTION - BLOCK E, F, & G SECTION D-D**

Scale @A1 / A3:
1:250 / 1:500

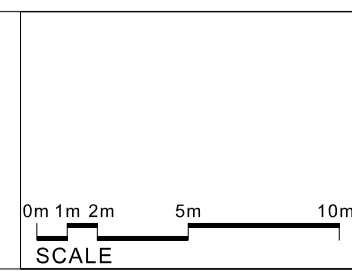
Drawing and CAD File Number: **00-07-304**

Rev: **P1**

© WilkinsonEyre.Architects Ltd



Rev	Date	Description	By	Chkd
P1	24.04.2013	FOR PLANNING	JC	MP



33 Bowling Green Lane
London
EC1R 0BJ

+44 (0) 20 7608 7900 T
+44 (0) 20 7608 7901 F
www.wilkinsoneyre.com

WilkinsonEyre.Architects

Project: **RMG - MOUNT PLEASANT - CALTHORPE STREET**

Title: **PROPOSED SECTION - BLOCK E, F, & G SECTION E-E**

Scale @A1 / A3: **1:250 / 1:500**

Drawing and CAD File Number: **00-07-305**

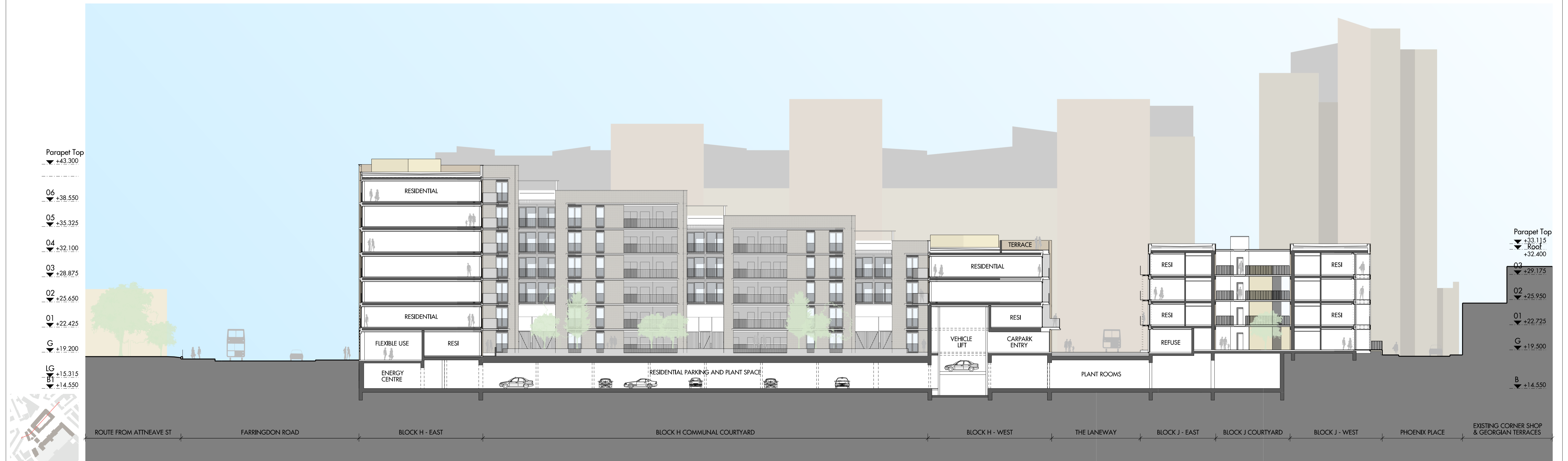
Rev: **P1**

© WilkinsonEyre.Architects Ltd



01 SECTION FF

02 SECTION HH



03 SECTION GG



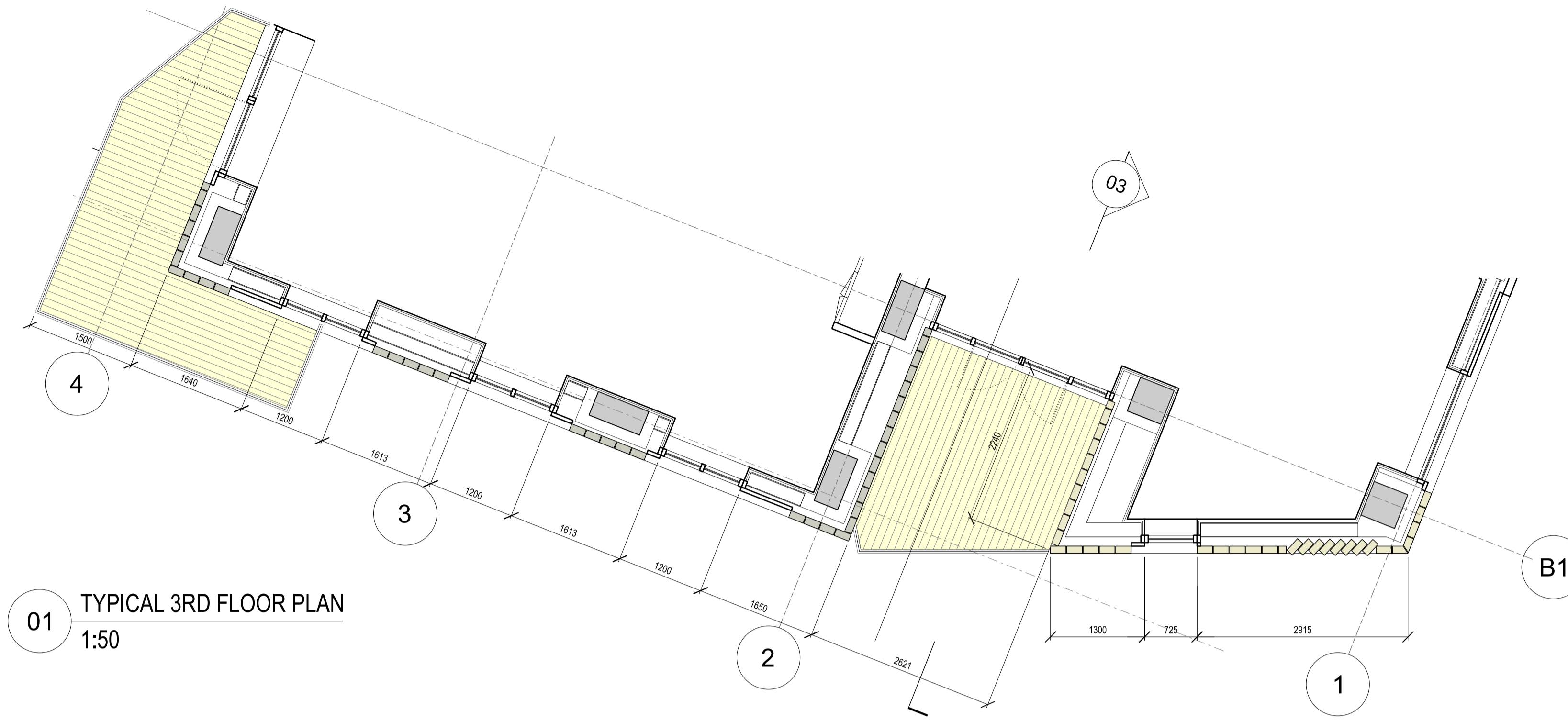
Figured dimensions are in millimetres. All levels are in metres. All dimensions and levels shall be verified on site before proceeding with works. Detailed site survey to be carried out to verify positions and level relationships with site features and ordinance survey. The architect must be notified of any discrepancy. Where building components are described in the specification as contractor designed, "construction" information relating to those components on this drawing represents design intent only. All areas indicated on the detailed floor plans are N/A with the exception of the overall apartment areas, which are GIA as noted.

REV	DATE	DESCRIPTION	CKD	REV	DATE	DESCRIPTION	CKD	REV	DATE	DESCRIPTION	CKD
P1	24.04.13	FOR PLANNING	RE								

Allies and Morrison
 85 Southwark Street
 London SE1 0HX
 020 7921 0100
 020 7921 0101
 info@alliesandmorrison.co.uk
 telephone
 facsimile
 email
 A&M JOB NO: 794

RMG - MOUNT PLEASANT - CALTHORPE STREET
 PROPOSED SECTIONS
 BLOCKS H, J & K
 00_07_306
 SCALE: 1:250 @A1 1:500 @A3

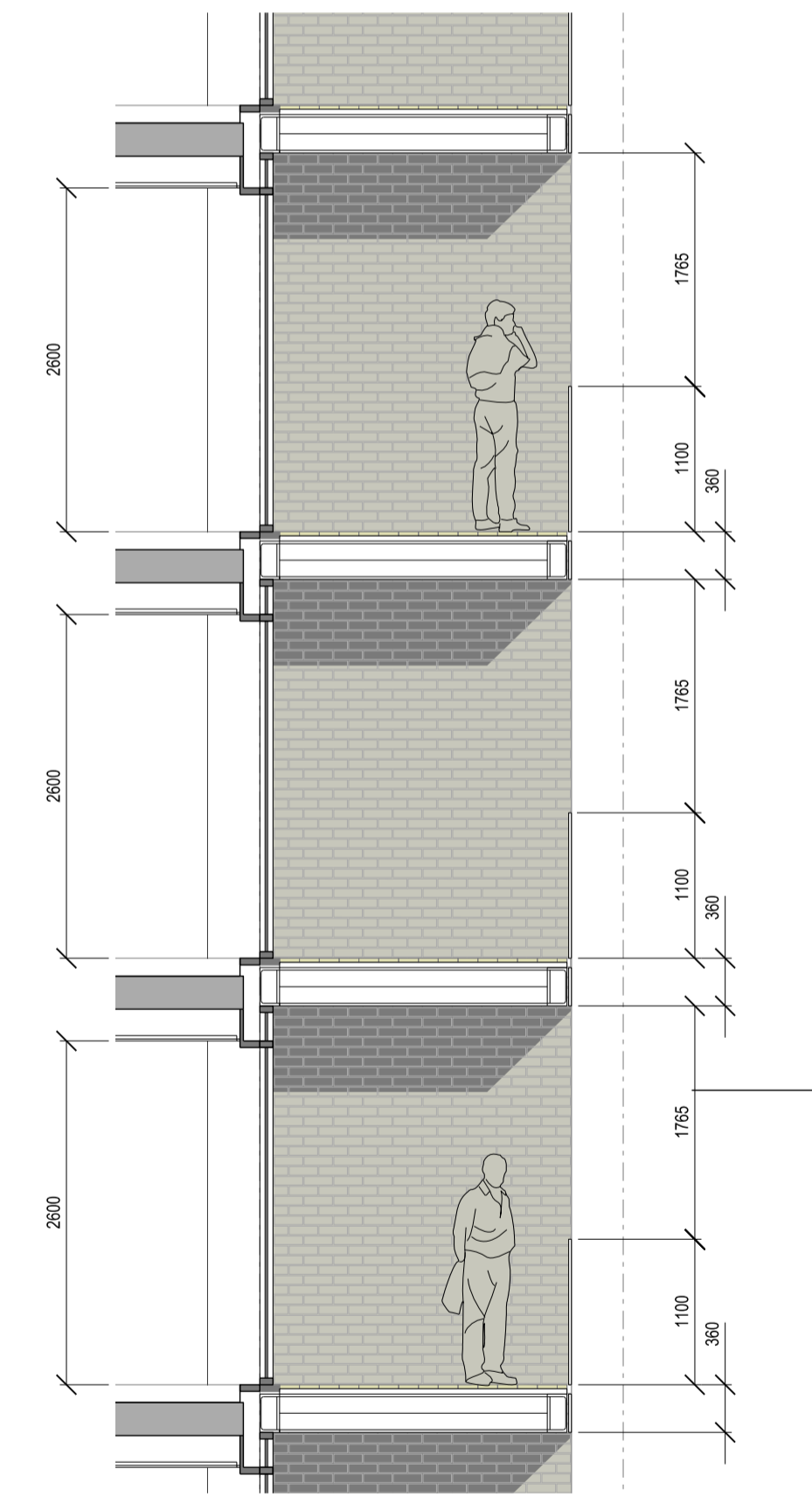
- 1 'London stock' bricks, tones vary on a block by block basis
- 2 'Sawtooth' brick course with exposed headers
- 3 Recessed glazed balcony
- 4 Bronze coloured anodised aluminium framed triple glazed window with matching panel
- 5 Feature (projecting) glazed balcony
- 6 Full height triple glazed doors and windows to balcony with back painted spandrel panel



01 TYPICAL 3RD FLOOR PLAN
1:50

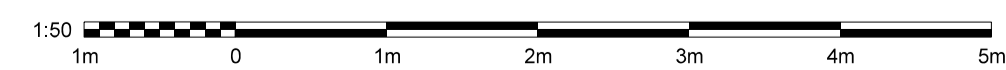


02 PART NORTH WEST ELEVATION
1:50

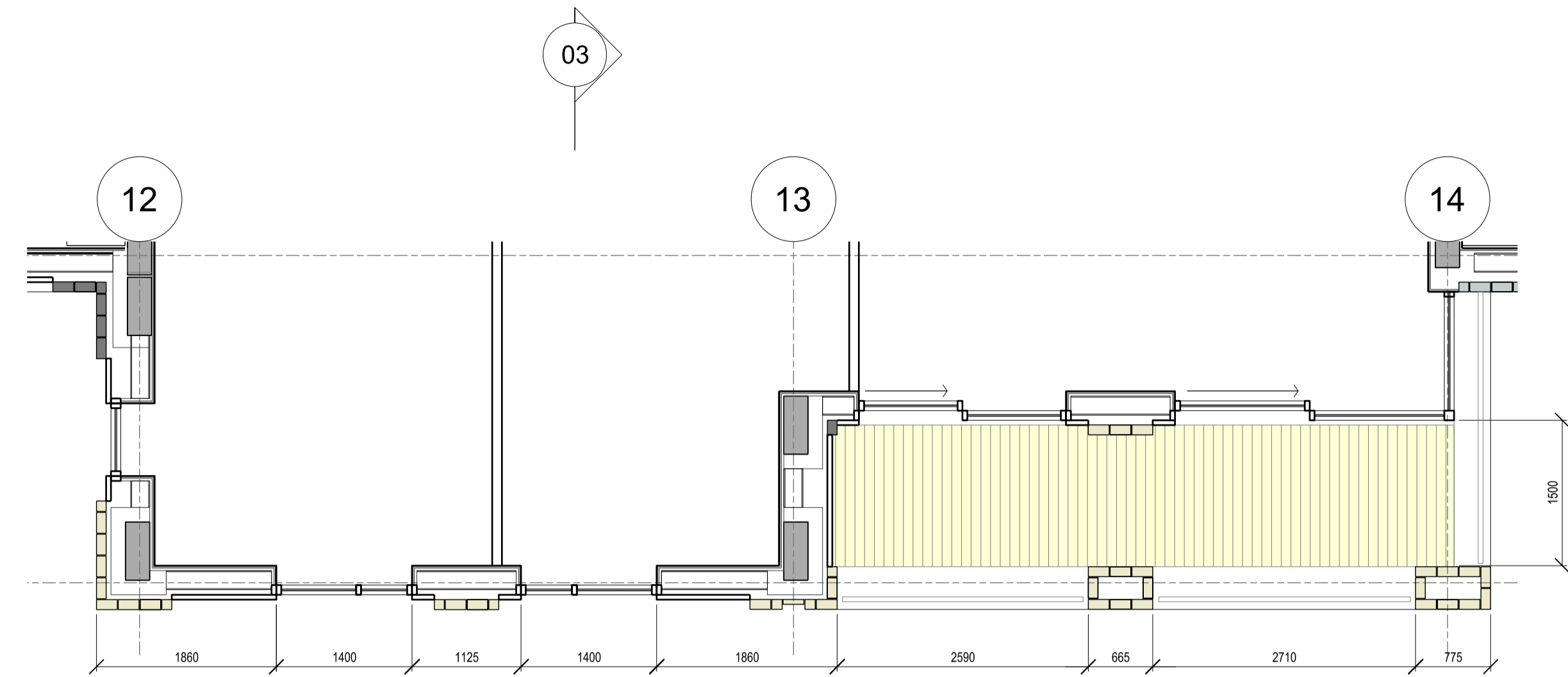


03 TYPICAL DETAIL SECTION
1:50

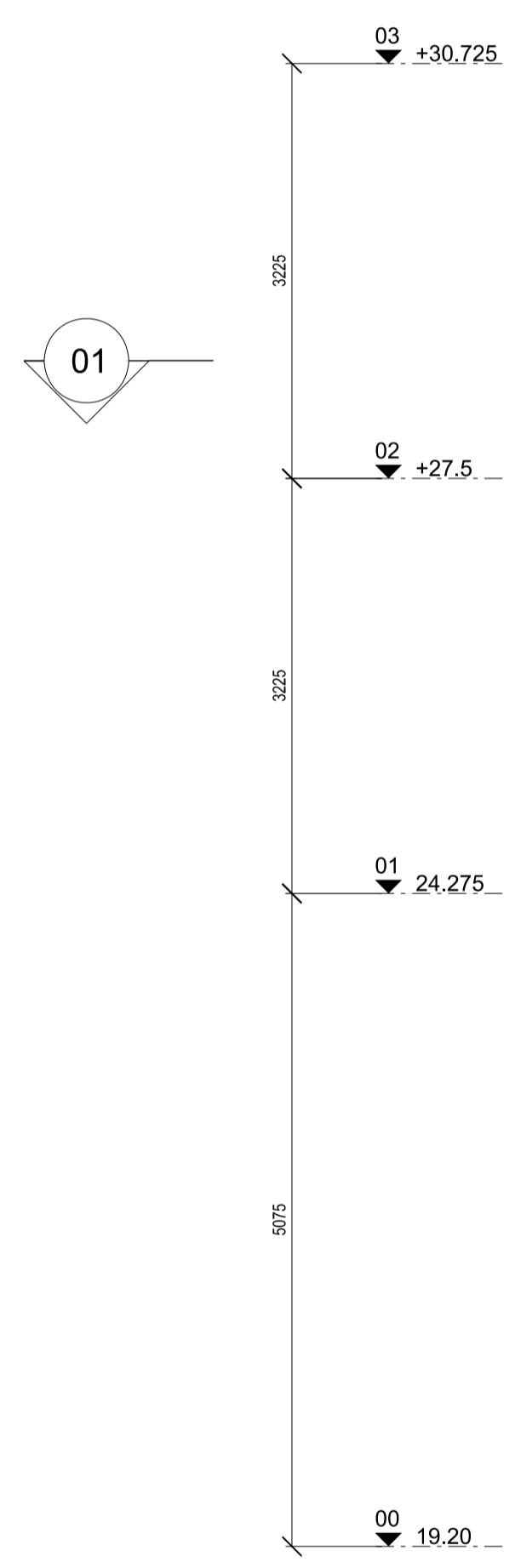
Rev	Date	Description	By	Chkd
-	24.04.2013	ISSUED FOR PLANNING	EK	MP



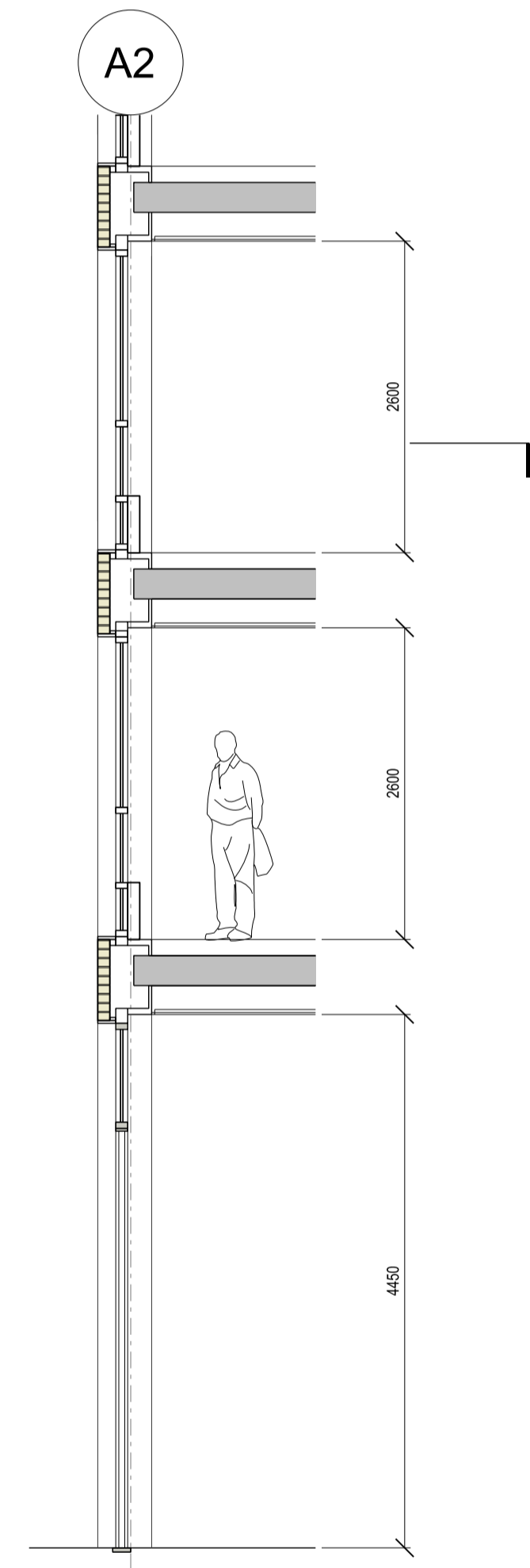
- 1 'London stock' bricks, tones vary on a block by block basis
- 2 Bronze coloured anodised aluminium framed triple glazed window with matching panel
- 3 Bronze coloured anodised aluminium framed triple glazed doors to balcony
- 4 Bronze coloured anodised aluminium framed triple glazed lobby doors to The Garden on ground floor
- 5 Entrance canopy
- 6 Postal entrance
- 7 Refuse storage



01 TYPICAL 3RD FLOOR PLAN
1:50

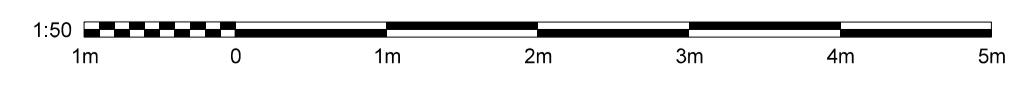


02 PART GARDEN ELEVATION
1:50



03 TYPICAL DETAIL SECTION
1:50

Rev	Date	Description	By	Chkd
-	24.04.2013	ISSUED FOR PLANNING	EK	MP



33 Bowling Green Lane
London
EC1R 0BJ

+44 (0) 20 7608 7900 T
+44 (0) 20 7608 7901 F
www.wilkinsoneye.com

WilkinsonEye.Architects

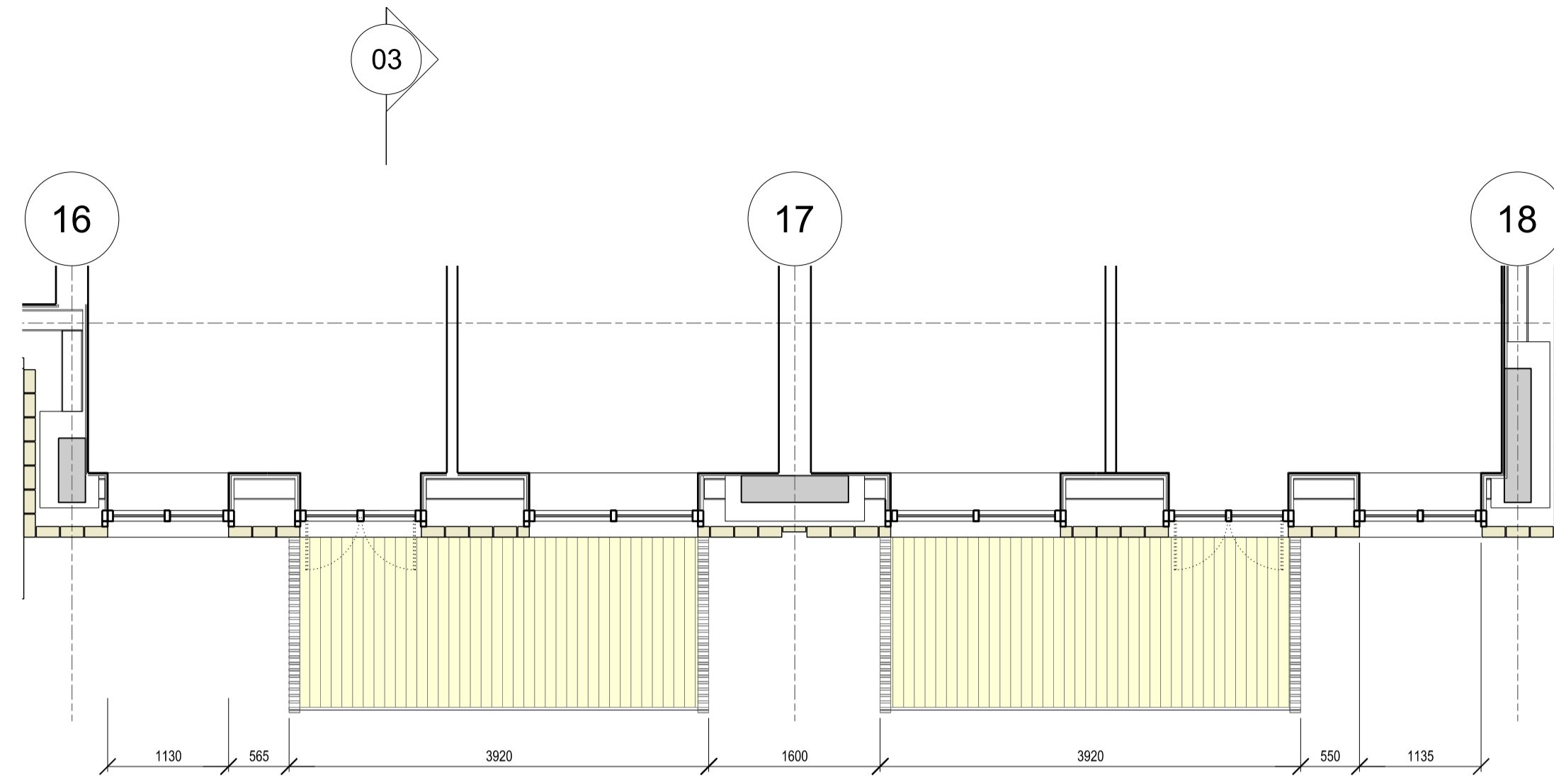
Project: RMG - MOUNT PLEASANT - CALTHORPE STREET

Title: BAY STUDY - BLOCK F
CORE BUILDING - GARDEN FACADE

Scale @A1 / A3: 1:50 / 1:100 Drawing and CAD File Number: 00_07_502 Rev: P1

© WilkinsonEye.Architects Ltd

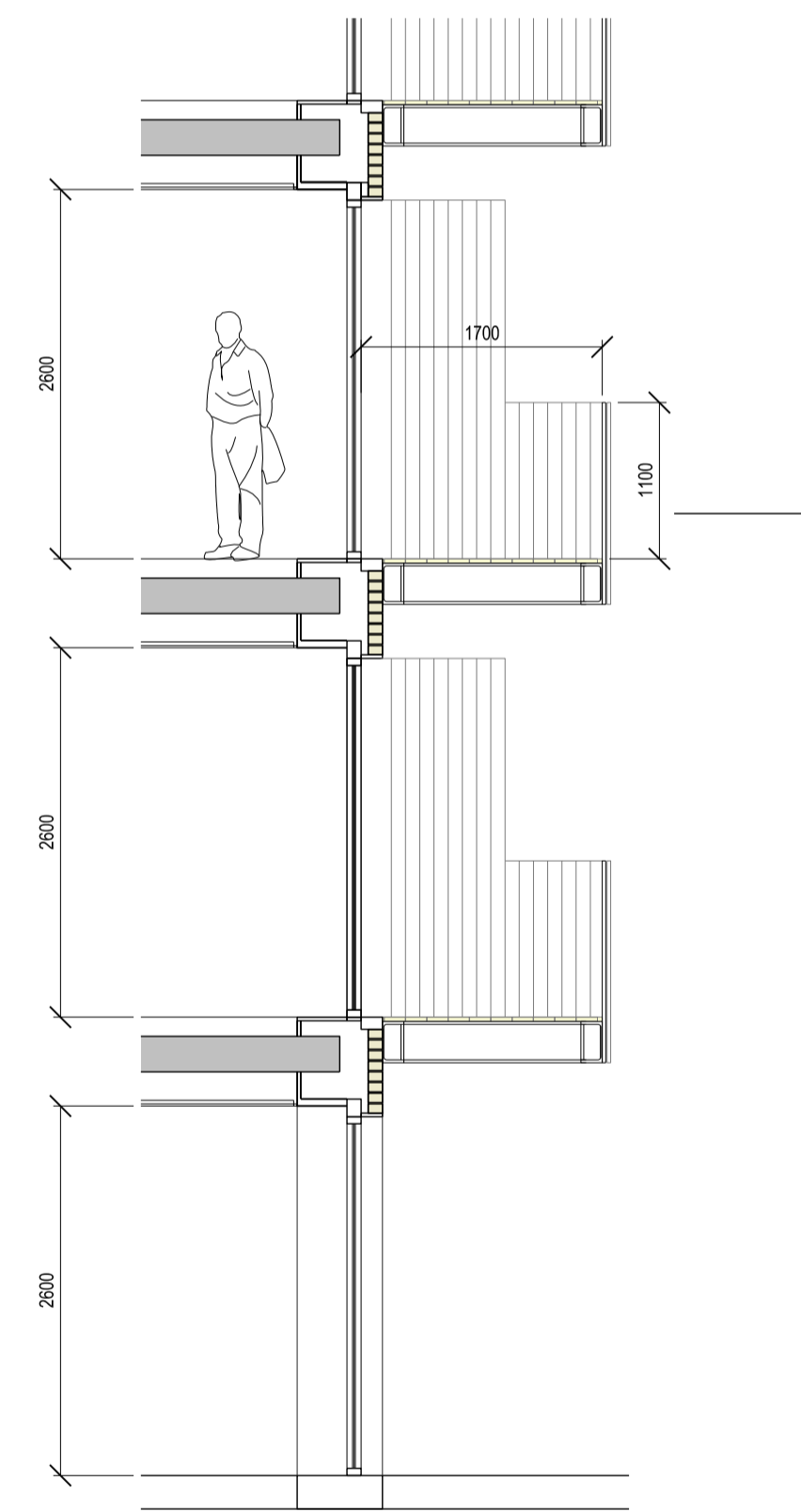
- 1 'London stock' bricks, tones vary on a block by block basis
- 2 Bronze coloured anodised aluminium framed triple glazed window
- 3 Bronze coloured anodised aluminium framed triple glazed doors to balcony
- 4 Bronze coloured anodised aluminium framed triple glazed doors to private garden on Level 2
- 5 Cantilevered steel framed balcony with glass balustrade
- 6 Perforate metal lattice privacy screen



01 TYPICAL 3RD FLOOR PLAN
1:50



02 PART MEADOW ELEVATION
1:50



03 TYPICAL DETAIL SECTION
1:50

Rev	Date	Description	By	Chkd
-	24.04.2013	ISSUED FOR PLANNING	EK	MP



33 Bowling Green Lane
London
EC1R 0BJ

+44 (0) 20 7608 7900 T
+44 (0) 20 7608 7901 F
www.wilkinsoneye.com

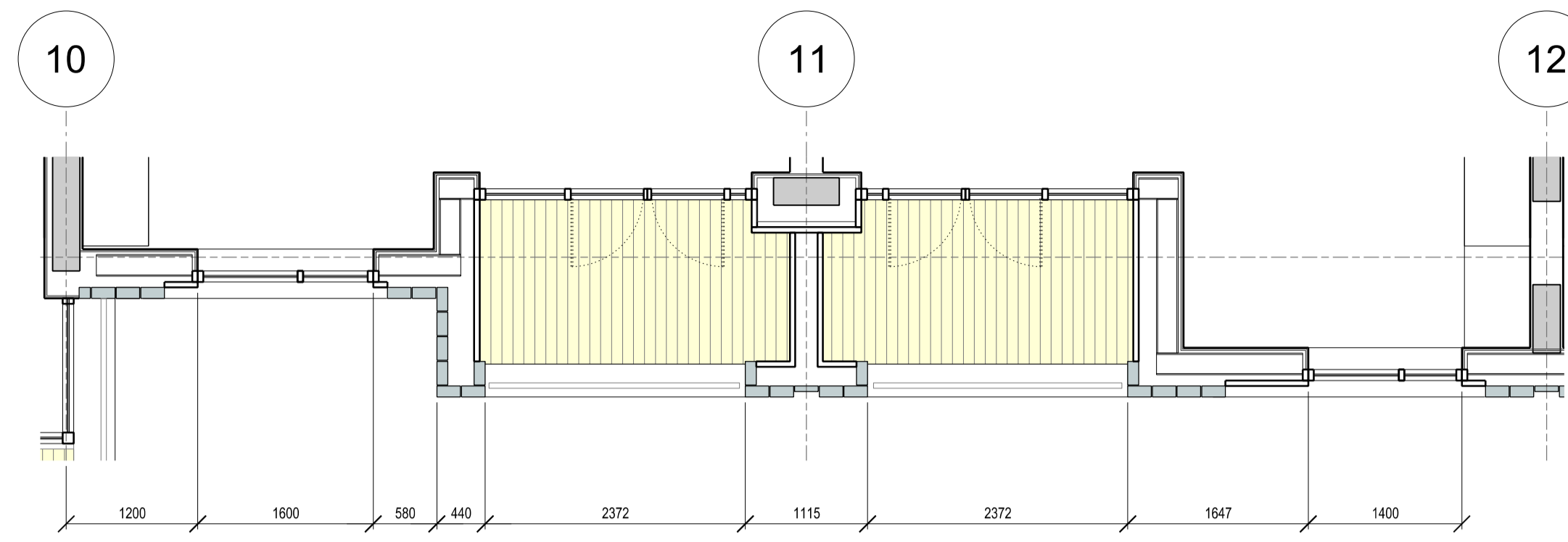
WilkinsonEyre.Architects

Project: RMG - MOUNT PLEASANT - CALTHORPE STREET

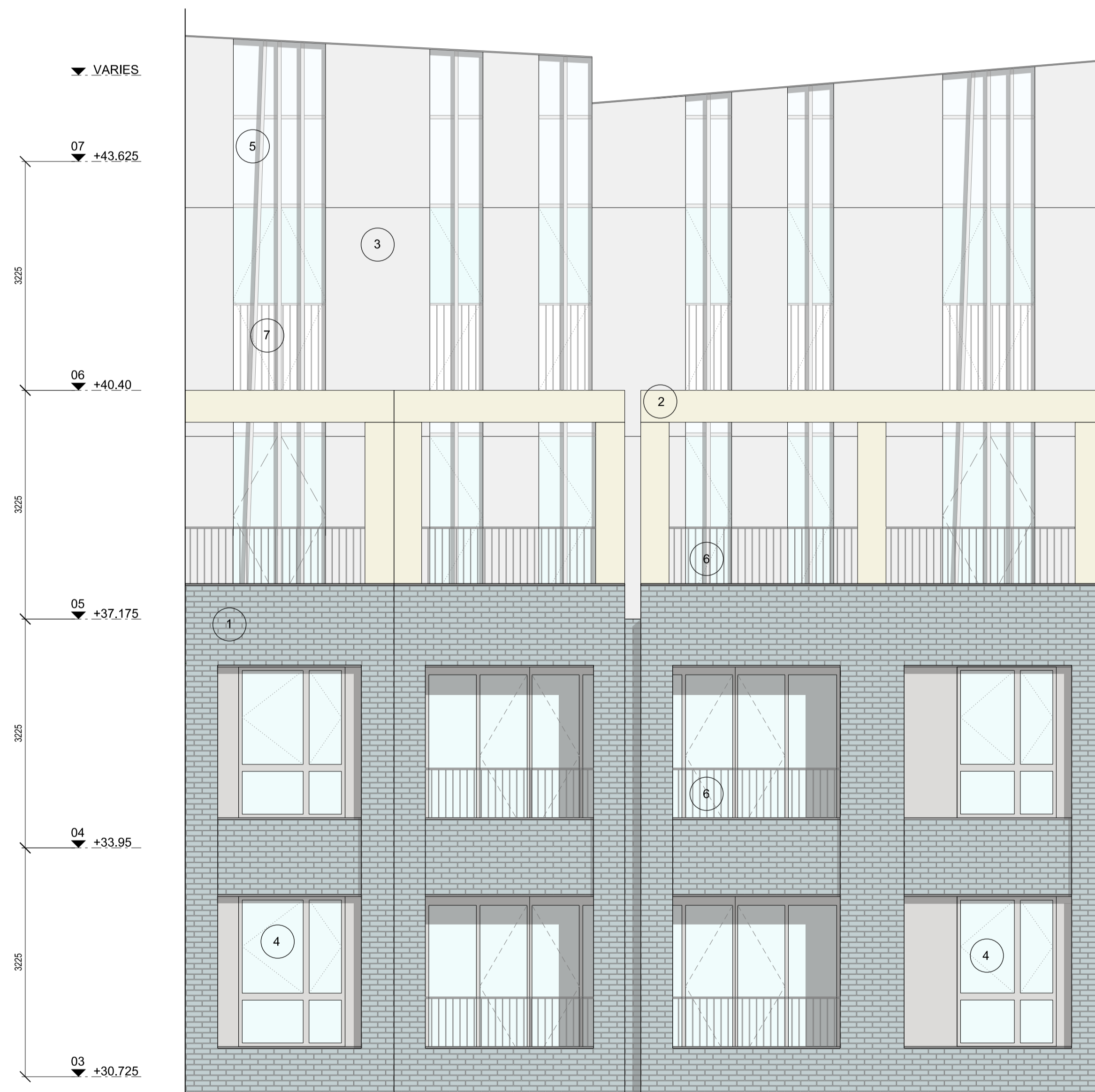
Title: BAY STUDY - BLOCK F
CORE BUILDING - MEADOW FACADE

Scale @A1 / A3: 1:50 / 1:100 Drawing and CAD File Number: 00_07_503 Rev: P1

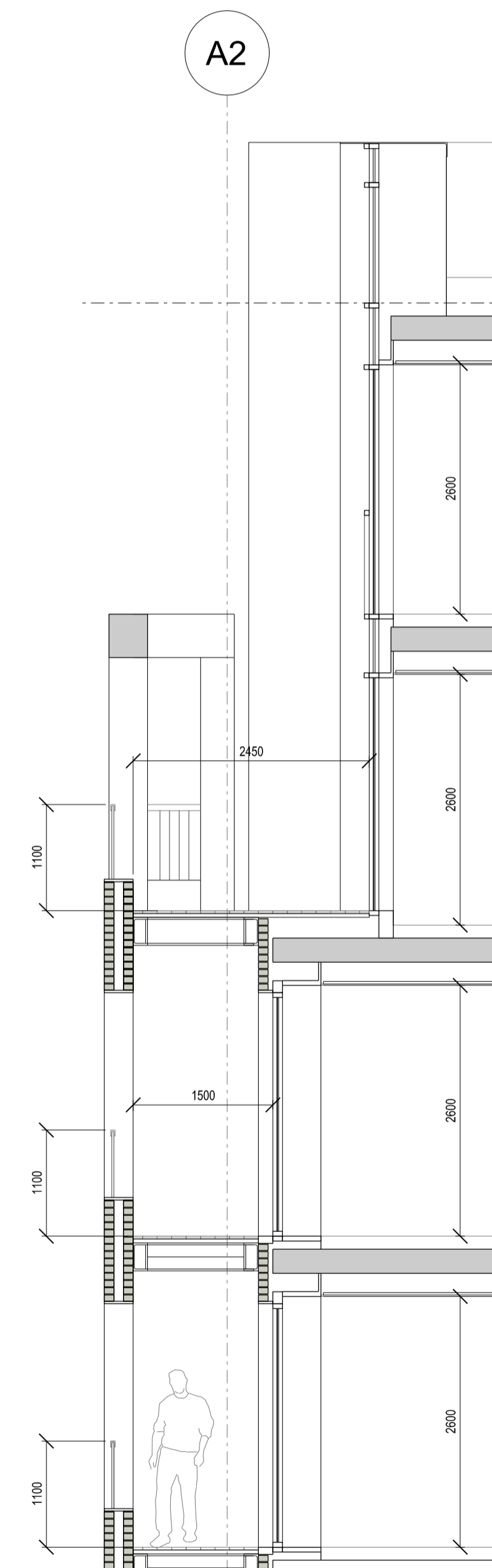
- 1 'London stock' bricks, tones vary on a block by block basis
- 2 Fair-faced architectural concrete frame
- 3 Brushed metal composite panel
- 4 Bronze coloured anodised aluminium framed triple glazed window with matching recessed panel
- 5 Dark grey coloured anodised aluminium window with back painted spandrel panel
- 6 Bronze coloured painted steel handrail
- 7 Light grey Juliette balcony balustrade



01 TYPICAL 3RD FLOOR PLAN
1:50



02 PART GARDEN ELEVATION
1:50



03 TYPICAL DETAIL SECTION
1:50

Rev	Date	Description	By	Chkd
-	24.04.2013	ISSUED FOR PLANNING	EK	MP



33 Bowling Green Lane
London
EC1R 0BJ

+44 (0) 20 7608 7900 T
+44 (0) 20 7608 7901 F
www.wilkinsoneye.com

WilkinsonEye.Architects

Project: RMG - MOUNT PLEASANT - CALTHORPE STREET

Title: BAY STUDY - BLOCK F
INTERMEDIATE BUILDING GARDEN FACADE

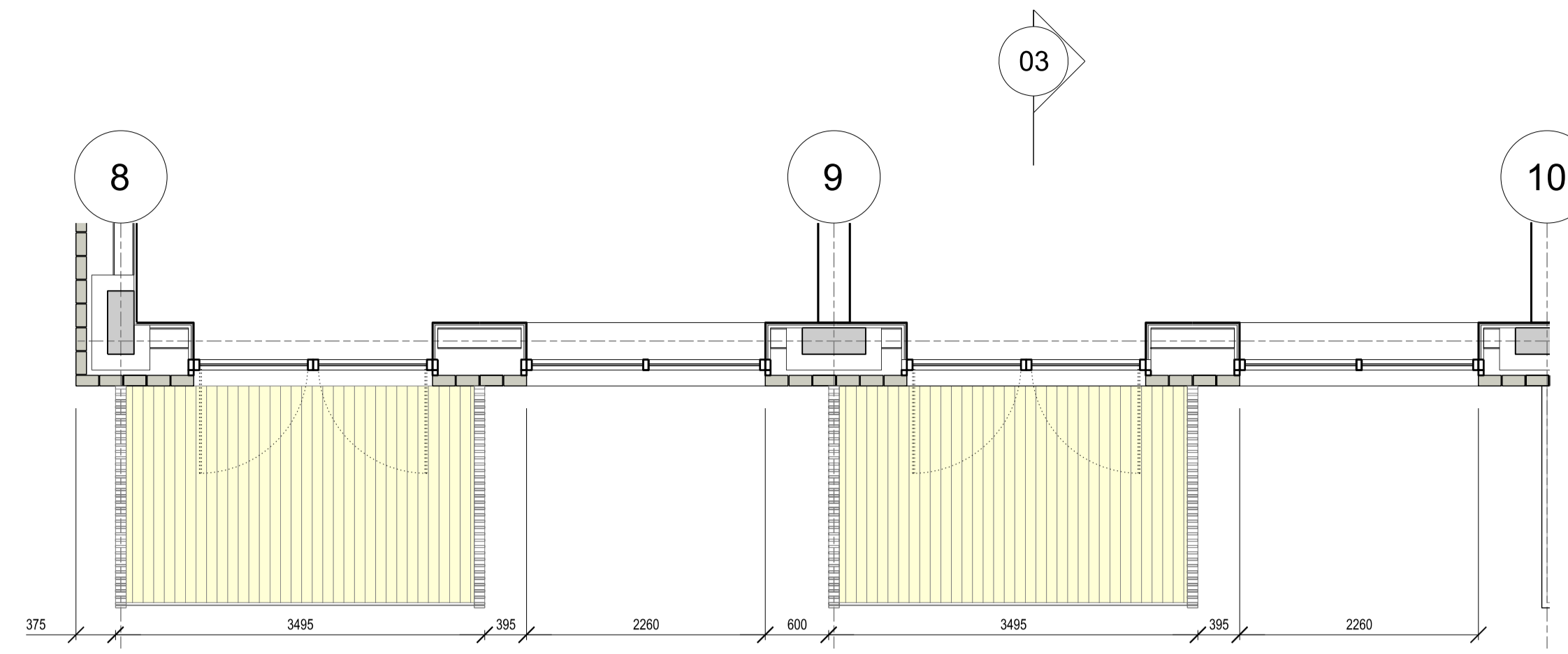
Scale @A1 / A3: 1:50 / 1:1000

Drawing and CAD File Number: 00_07_504

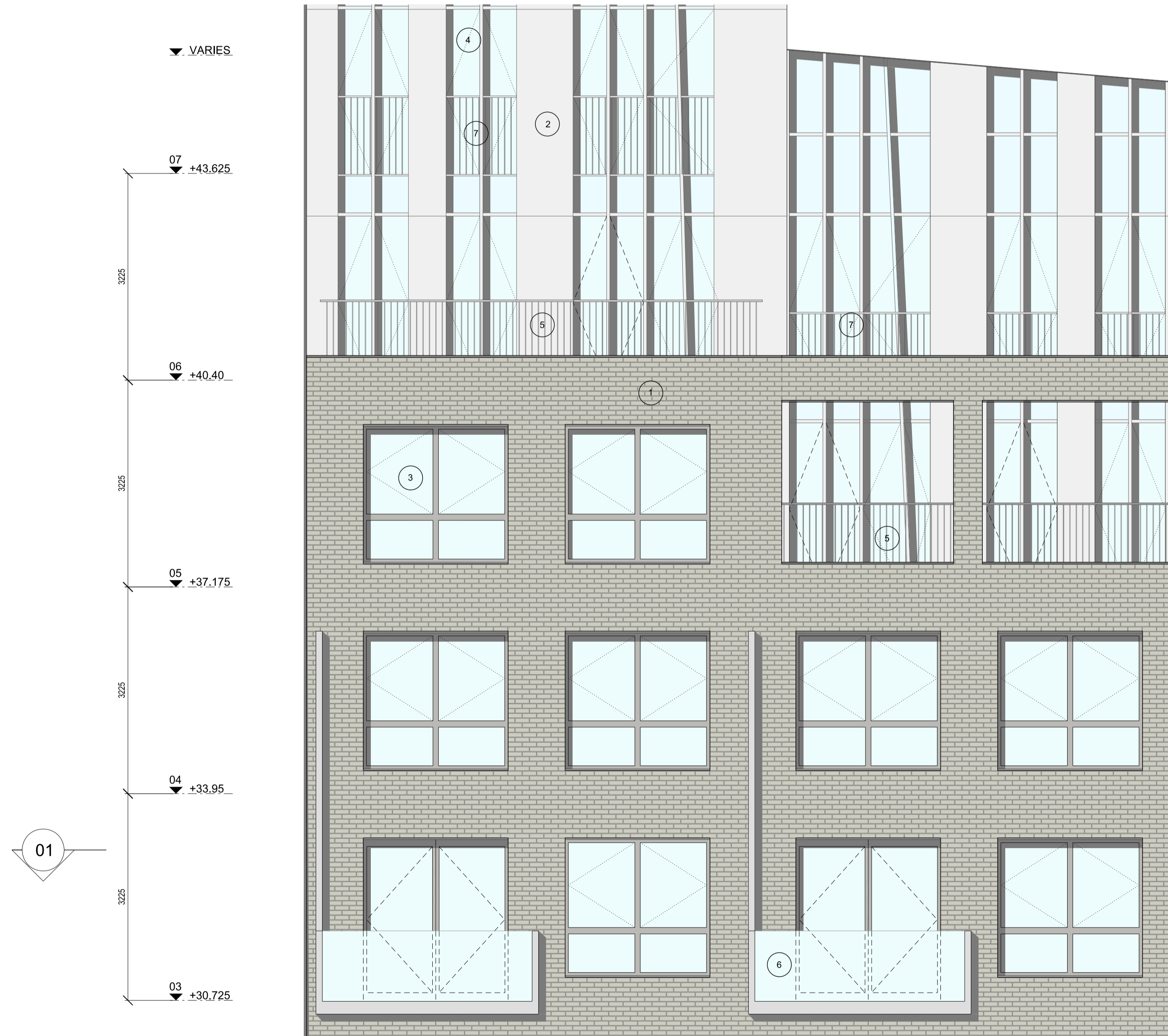
Rev: P1

© WilkinsonEye.Architects Ltd

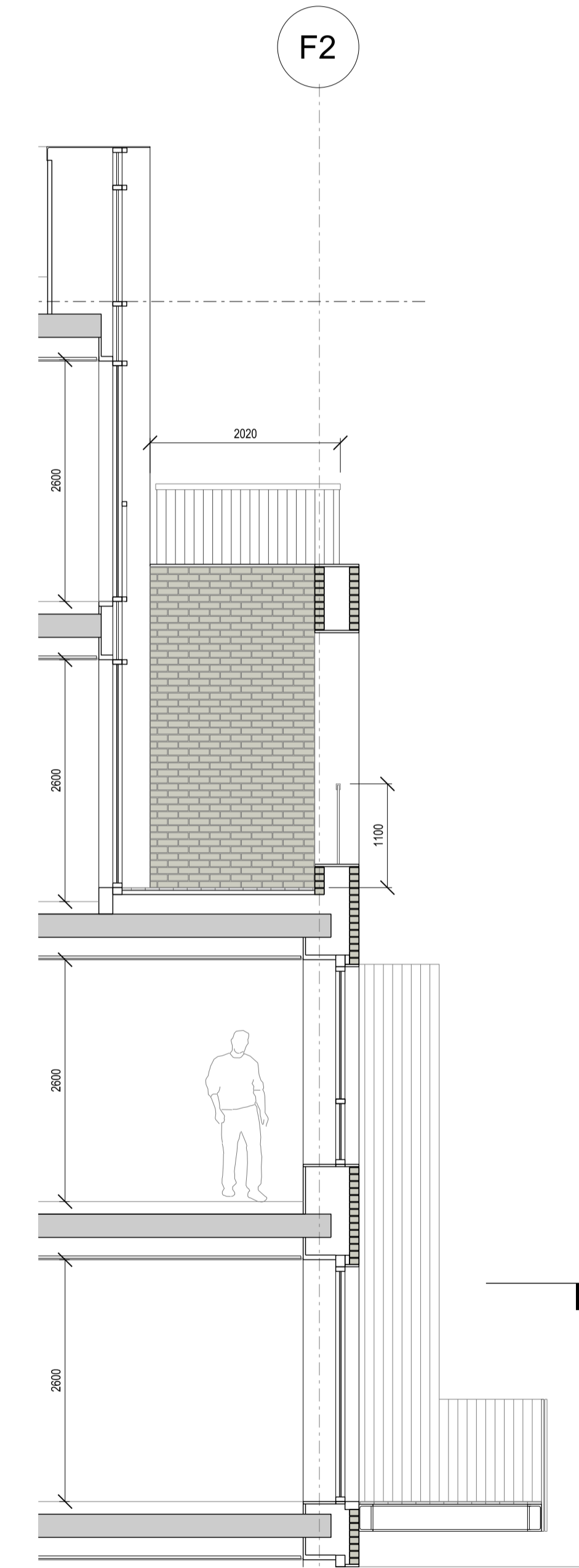
- 1 'London stock' bricks, tones vary on a block by block basis
- 2 Brushed metal composite panel
- 3 Bronze coloured anodised aluminium framed triple glazed window
- 4 Dark grey coloured anodised aluminium window with back painted spandrel panel
- 5 Bronze coloured painted steel handrail
- 6 Cantilevered steel framed balcony with glass balustrade
- 7 Light grey Juliette balcony balustrade
- 8 Perforate metal privacy screen



01 TYPICAL 3RD FLOOR PLAN
1:50



02 PART MEADOW ELEVATION
1:50



03 TYPICAL DETAIL SECTION
1:50

Rev	Date	Description	By	Chkd
-	24.04.2013	ISSUED FOR PLANNING	EK	MP



33 Bowling Green Lane
London
EC1R 0BJ

+44 (0) 20 7608 7900 T
+44 (0) 20 7608 7901 F
www.wilkinsoneye.com

WilkinsonEye.Architects

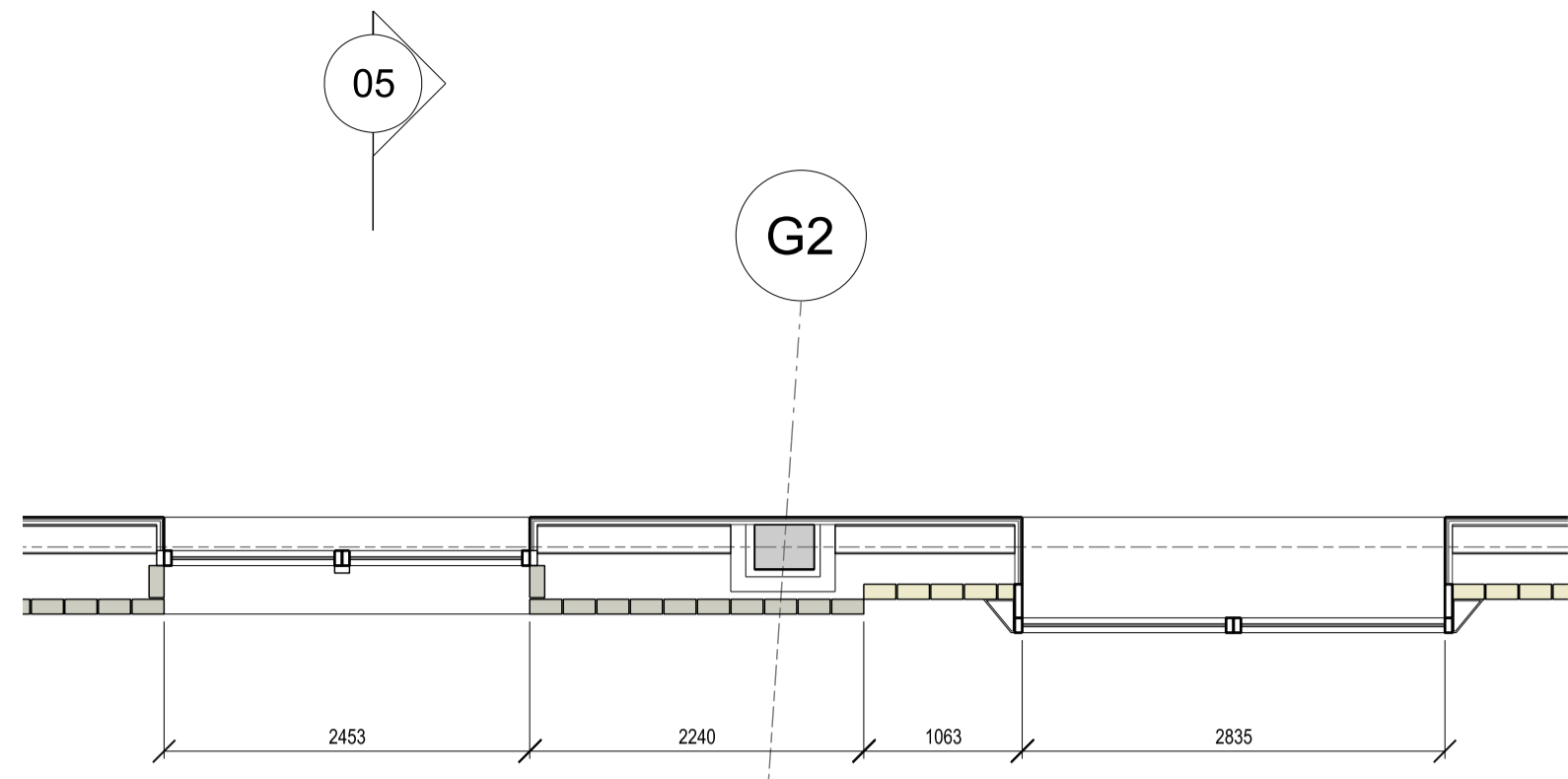
Project: RMG - MOUNT PLEASANT - CALTHORPE STREET

Title: BAY STUDY - BLOCK F
INTERMEDIATE BUILDING MEADOW FACADE

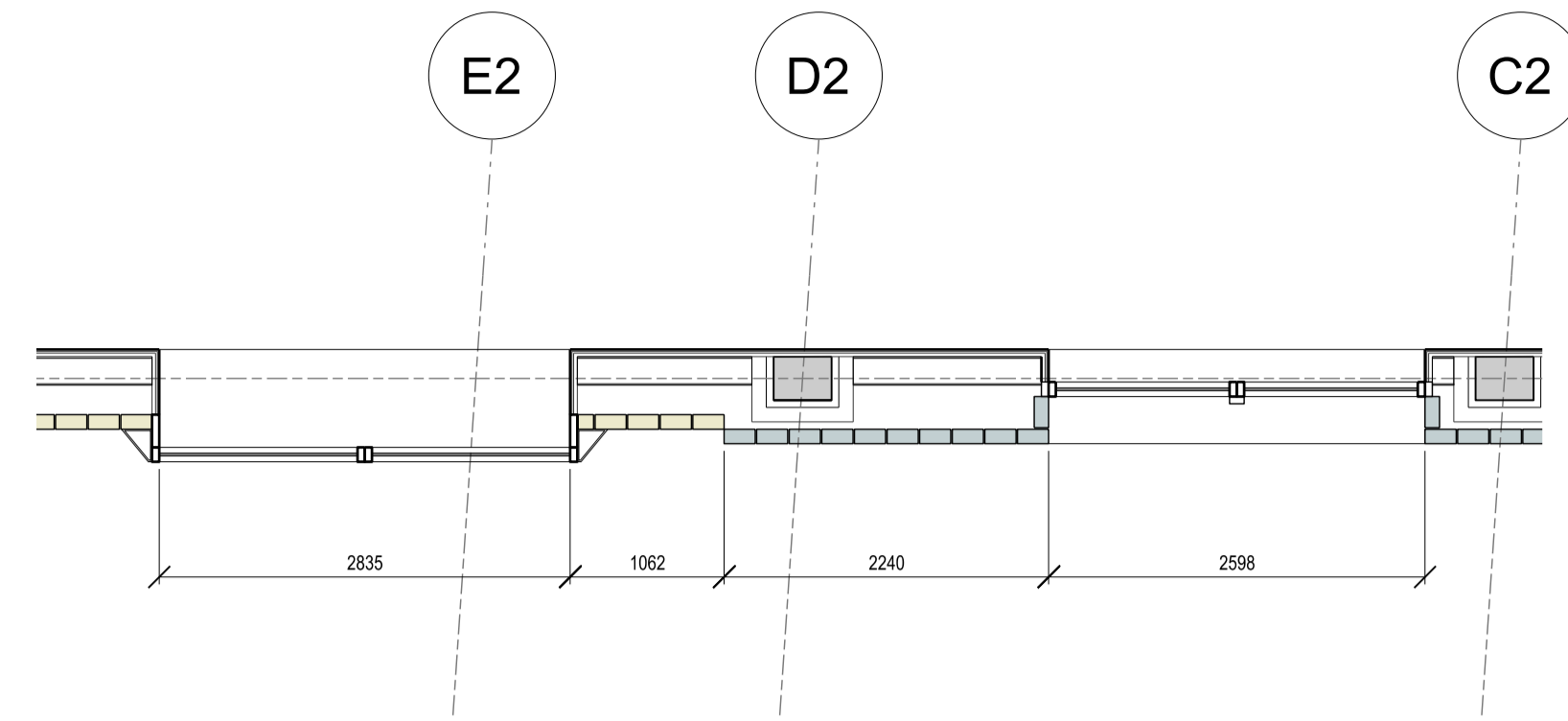
Scale @A1 / A3: 1:50 / 1:100 Drawing and CAD File Number: 00_07_505 Rev: P1

© WilkinsonEye.Architects Ltd

- 1 'London stock' bricks of varying tones
- 2 Projecting dark grey aluminium bay framed window
- 3 Frame-less glass balustrade
- 4 Bronze coloured anodised aluminium framed triple glazed window
- 5 Metal-clad entrance canopy
- 6 RMG Service Yard entrance



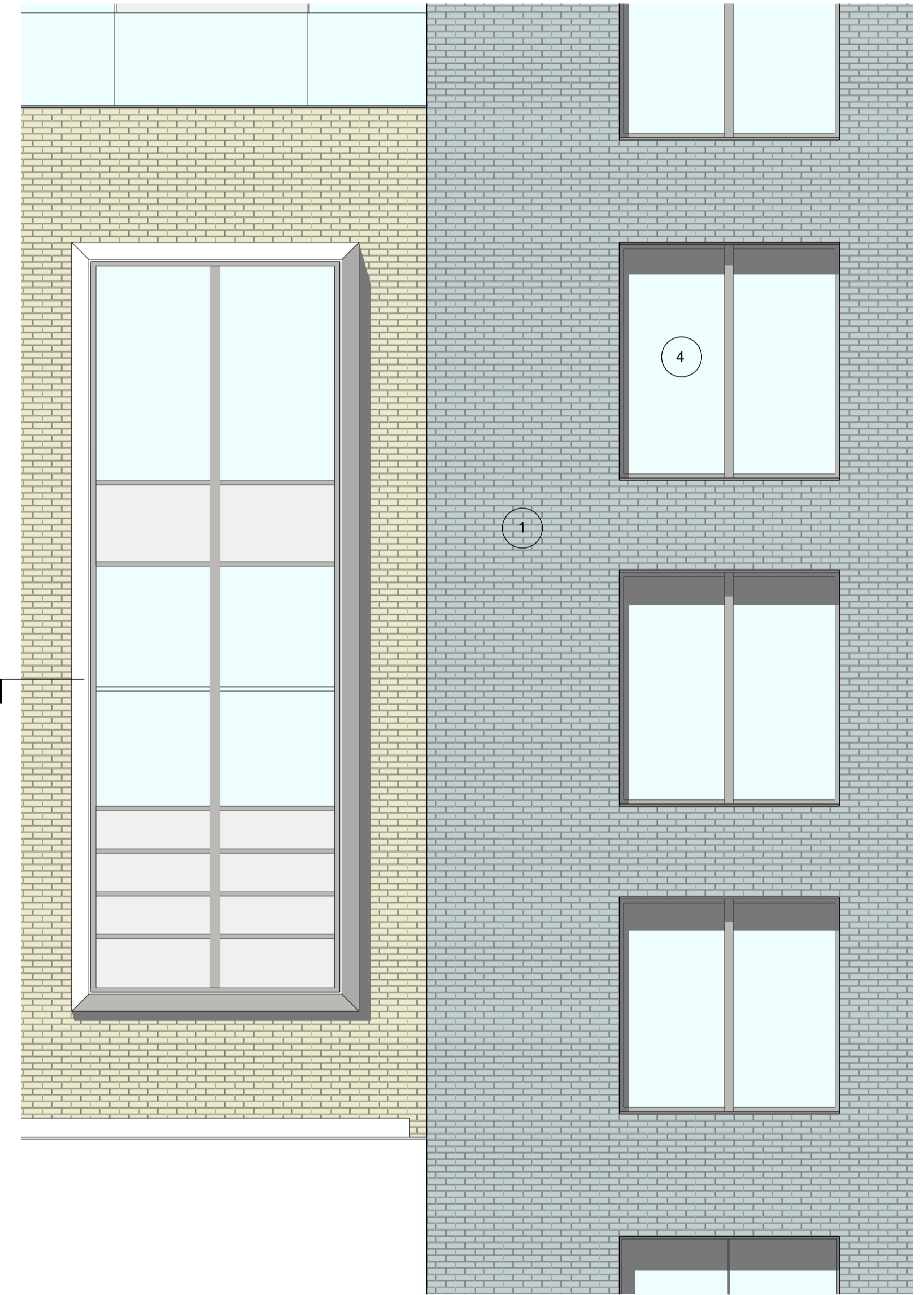
01 PART 3RD FLOOR PLAN
1:50



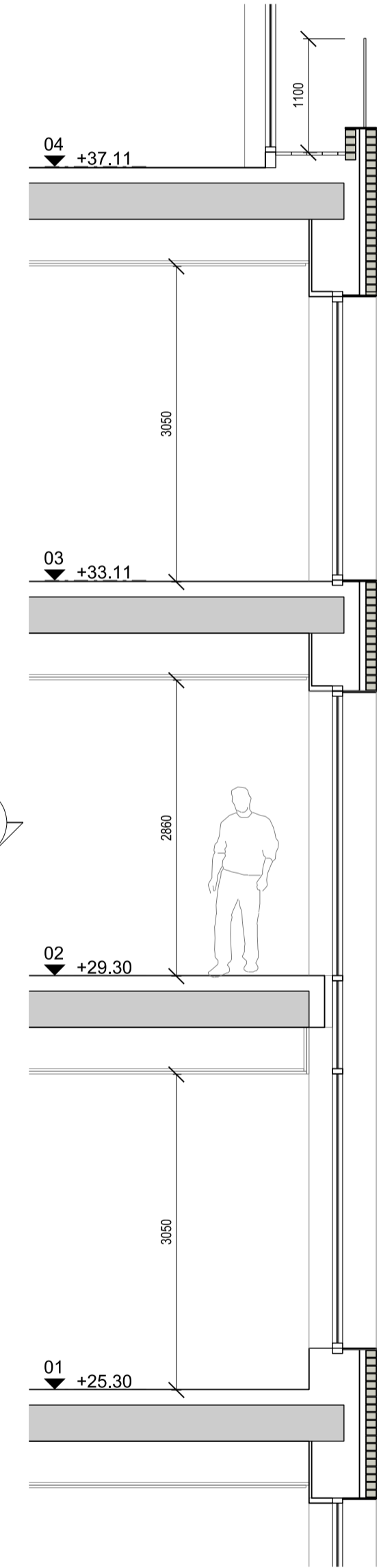
02 PART 3RD FLOOR PLAN
1:50



03 PART NORTH EAST ELEVATION
1:50

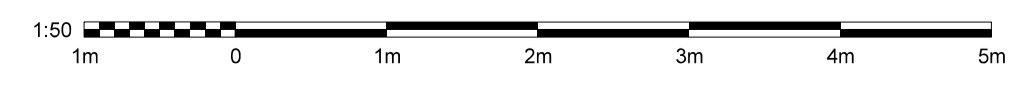


04 PART NORTH EAST ELEVATION
1:50



05 TYPICAL DETAIL SECTION
1:50

Rev	Date	Description	By	Chkd
-	24.04.2013	ISSUED FOR PLANNING	EK	MP



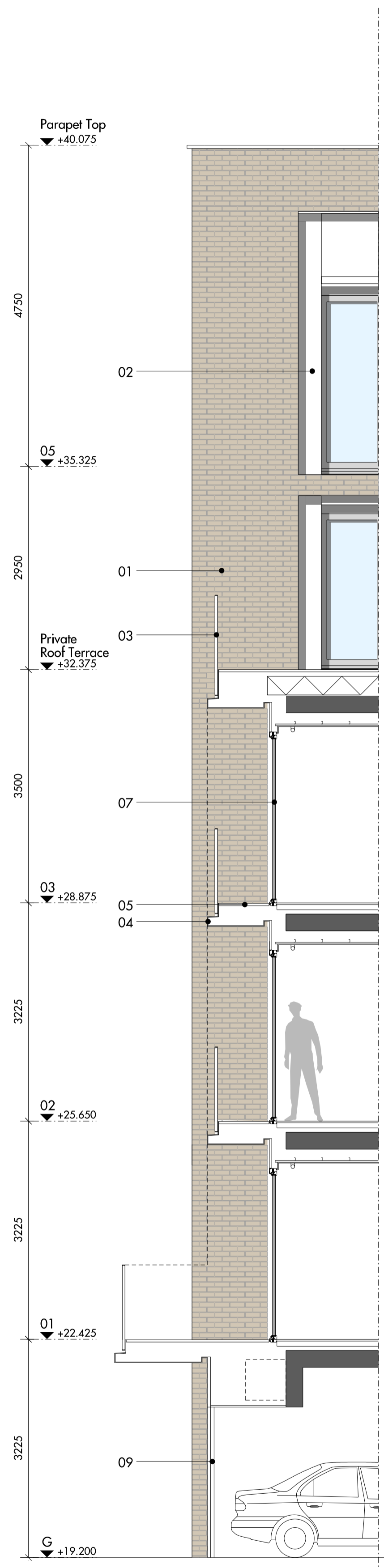
33 Bowling Green Lane
London
EC1R 0BJ

+44 (0) 20 7608 7900 T
+44 (0) 20 7608 7901 F
www.wilkinsoneye.com

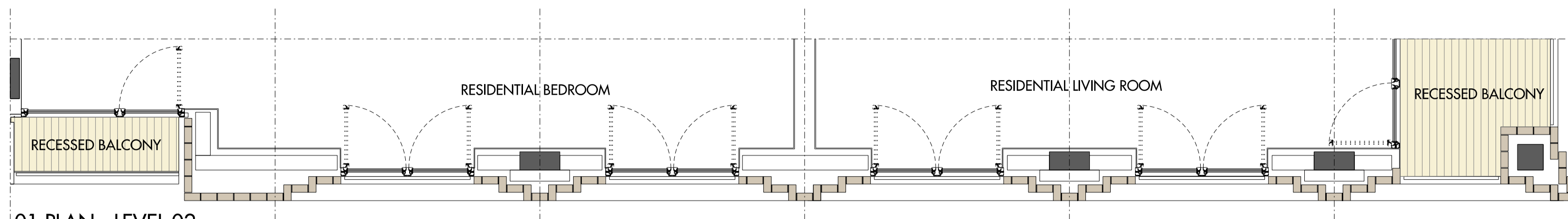
Project: RMG - MOUNT PLEASANT - CALTHORPE STREET
Title: BAY STUDY - BLOCK G
NORTH EAST ELEVATION
Scale @A1 / A3: 1:50 / 1:100
Drawing and CAD File Number: 00_07_506
Rev: P1

WilkinsonEye.Architects

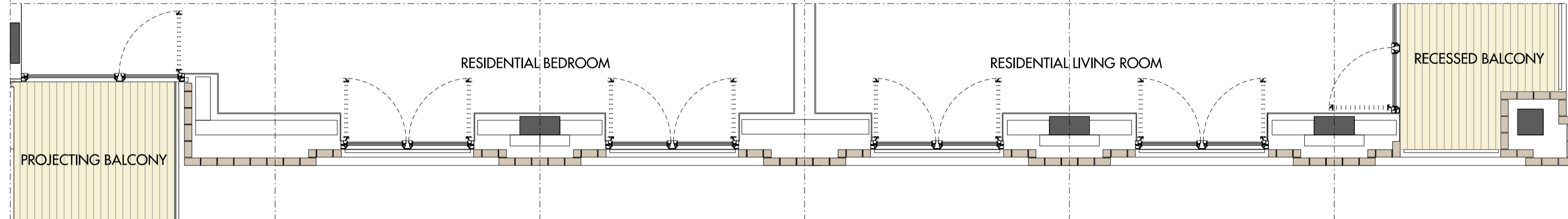
© WilkinsonEye.Architects Ltd



03 BALCONY SECTION



01 PLAN - LEVEL 02

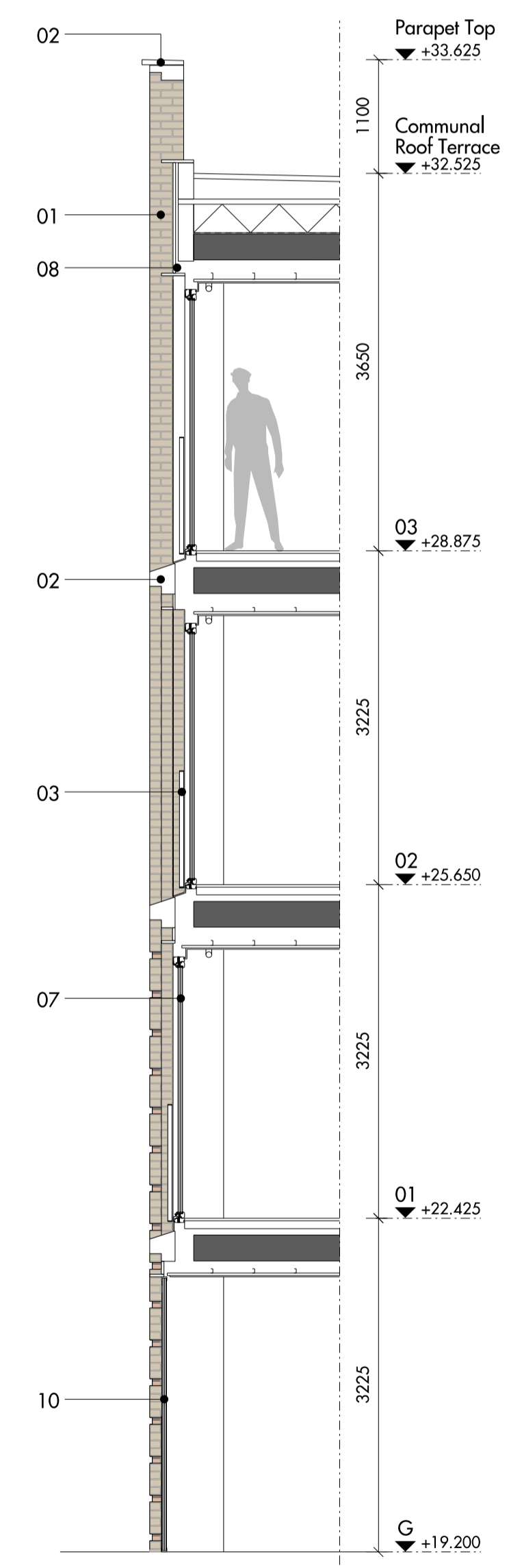


02 PLAN - LEVEL 01



04 ELEVATION

- KEY:
- 01 Brick
 - 02 Reconstituted Stone
 - 03 Metal Balusters
 - 04 Metal Panel
 - 05 Timber Decking Boards
 - 06 Opening to Balcony Beyond
 - 07 Glazed Door With Metal Frame
 - 08 Slotted Metal Ventilation Panel
 - 09 Metal Door
 - 10 Glazing



05 FACADE SECTION



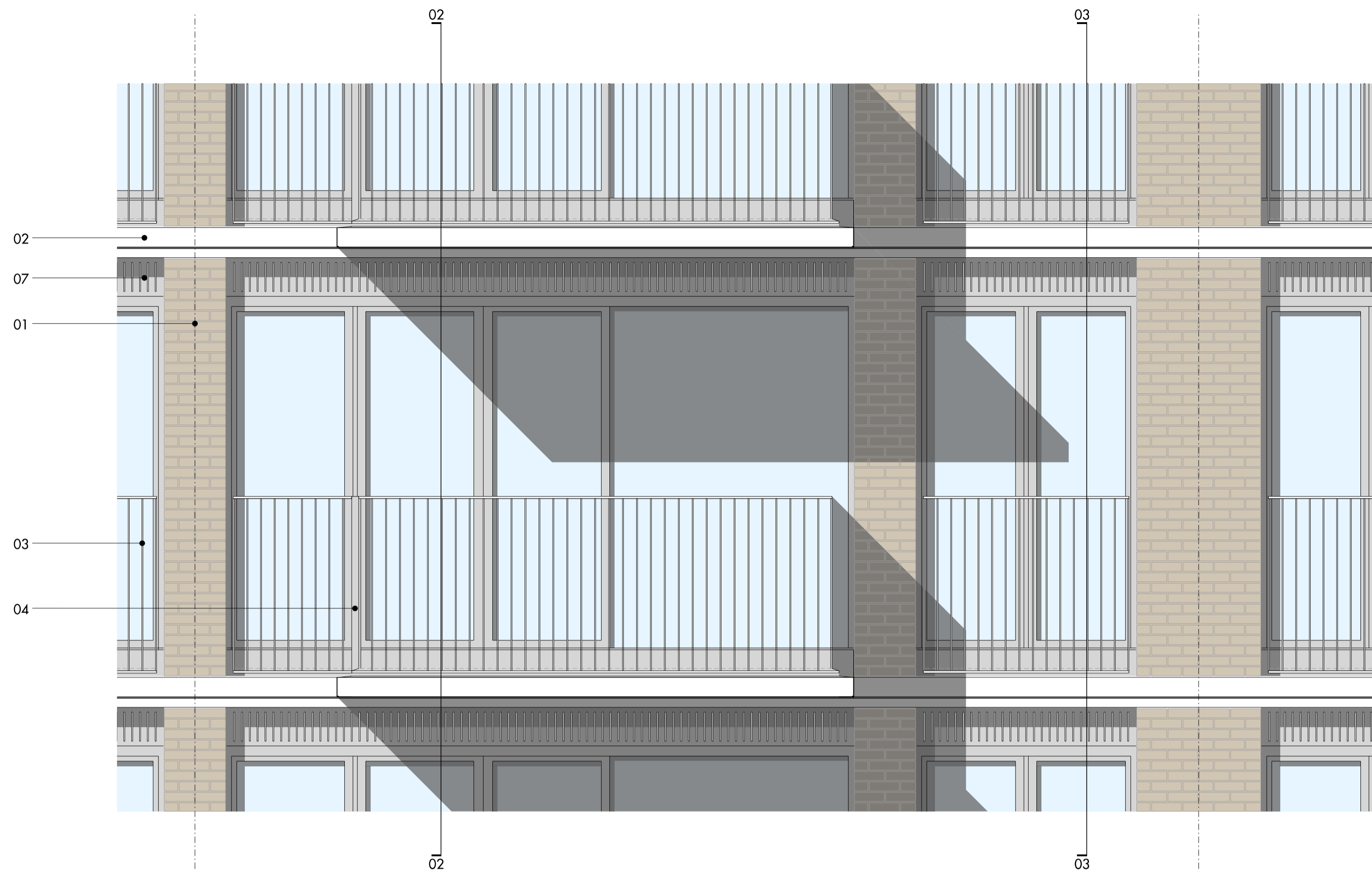
Figured dimensions are in millimetres. All levels are in metres. All dimensions and levels shall be verified on site before proceeding with works. Detailed site survey to be carried out to verify positions and level relationships with site features and ordinance survey. The architect must be notified of any discrepancy. Where building components are described in the specification as contractor designed, "construction" information relating to those components on this drawing represents design intent only. All areas indicated on the detailed floor plans are N/A with the exception of the overall apartment areas, which are GIA as noted.

REV	DATE	DESCRIPTION	CKD	REV	DATE	DESCRIPTION	CKD	REV	DATE	DESCRIPTION	CKD
P1	24.04.13	FOR PLANNING	RE								

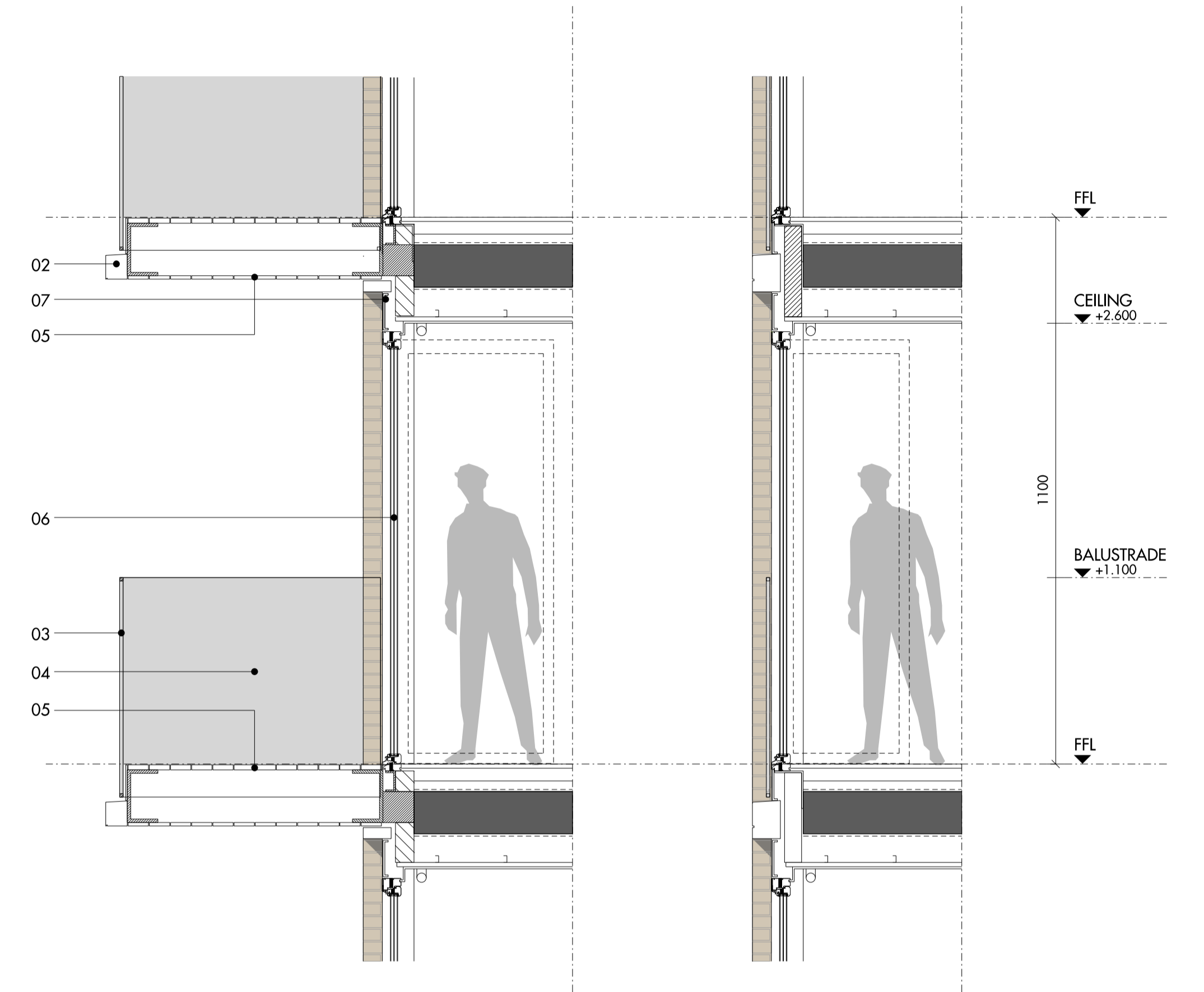
Allies and Morrison
 85 Southwark Street
 London SE1 0HX
 020 7921 0100
 020 7921 0101
 info@alliesandmorrison.co.uk
 telephone
 facsimile
 email
 A&M JOB NO: 794

RMG - MOUNT PLEASANT - CALTHORPE STREET
 BAY STUDY
 BLOCK H - STREET & GARDEN FACADES
 00_07_510
 SCALE: 1:50 @A1 1:100 @A3

P1
Revision

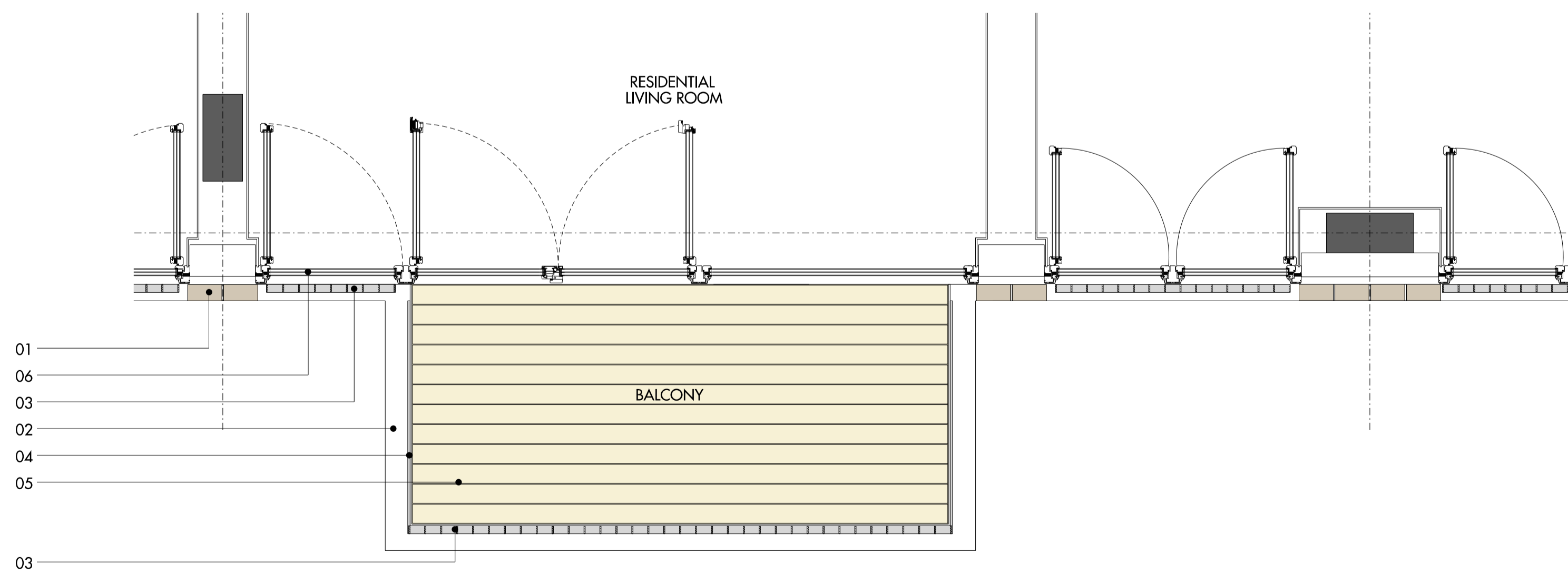


01 ELEVATION - TYPICAL BALCONY AND WINDOWS



02 BALCONY SECTION

03 WINDOW SECTION



04 PLAN - TYPICAL BALCONY AND WINDOWS

- KEY:
- 01 Brick
 - 02 Reconstituted Stone
 - 03 Metal Balusters
 - 04 Metal Plate Side Balustrade
 - 05 Timber Decking Boards
 - 06 Glazed Door - Metal External Frame
 - 07 Slotted Metal Ventilation Panel

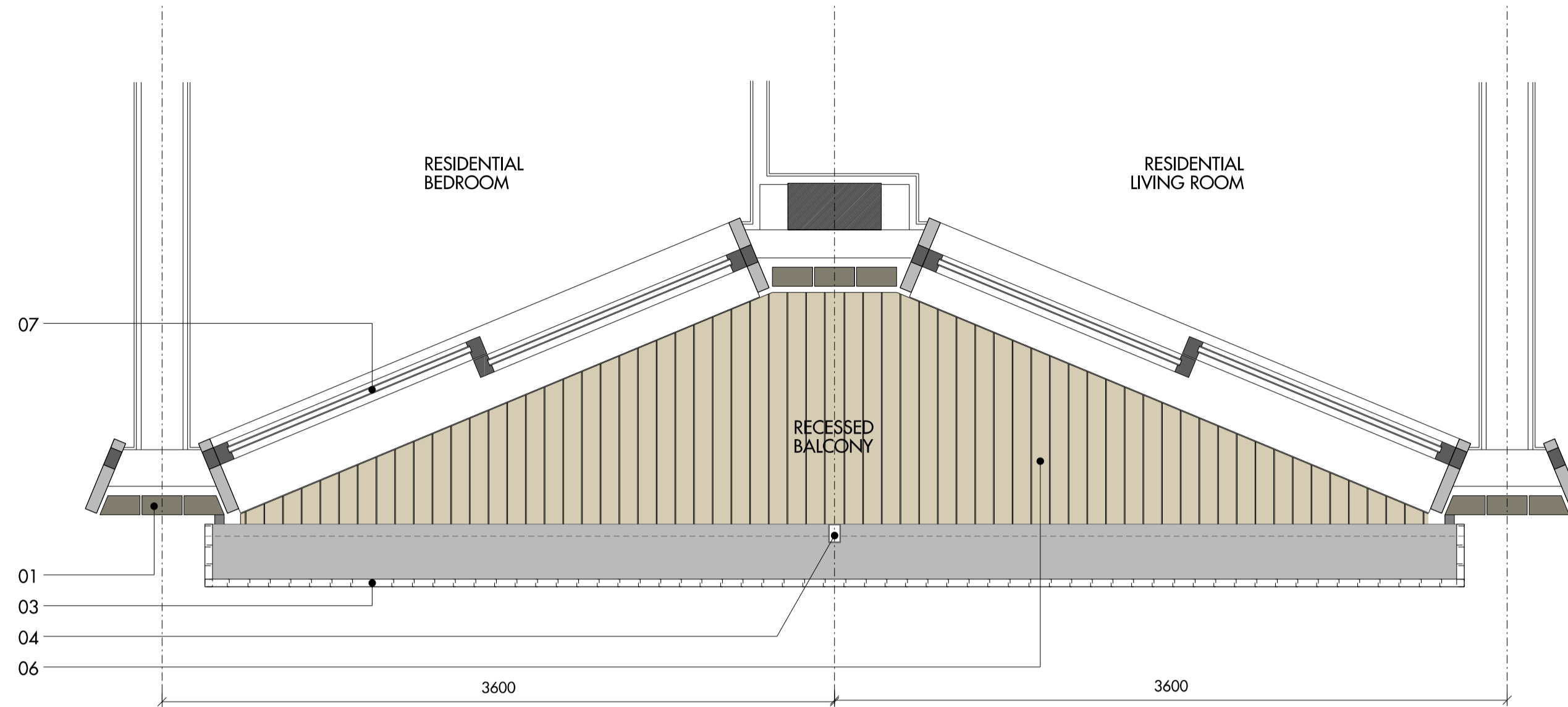
0m 0.5 1 1.5 2 2.5

Figured dimensions are in millimetres. All levels are in metres. All dimensions and levels shall be verified on site before proceeding with works. Detailed site survey to be carried out to verify positions and level relationships with site features and ordnance survey. The architect must be notified of any discrepancy. Where building components are described in the specification as contractor designed, "construction" information relating to those components on this drawing represents design intent only. All areas indicated on the detailed floor plans are N/A with the exception of the overall apartment areas, which are GIA as noted.

REV	DATE	DESCRIPTION	CKD	REV	DATE	DESCRIPTION	CKD	REV	DATE	DESCRIPTION	CKD
P1	24.04.13	FOR PLANNING	FE								

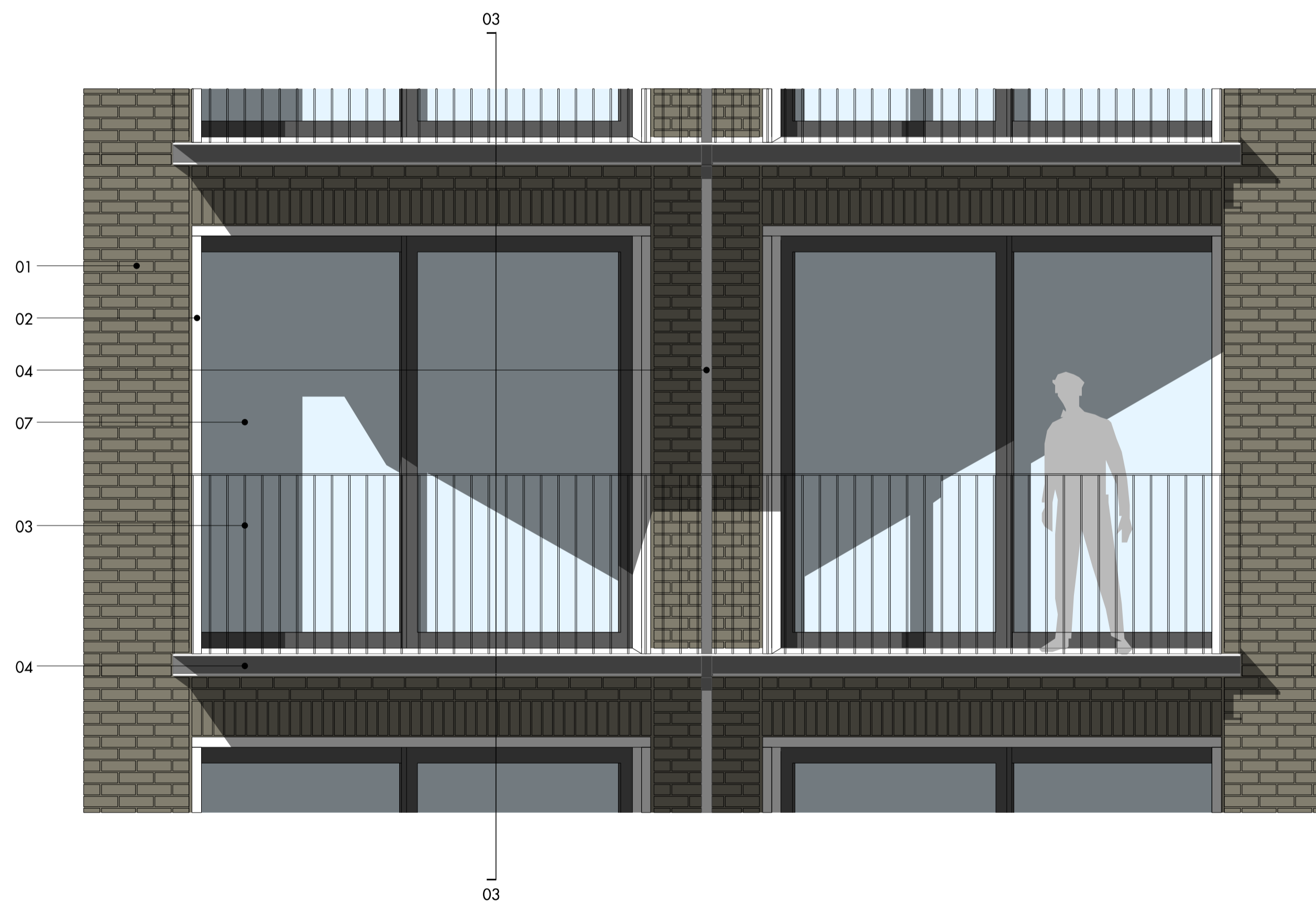
Allies and Morrison
 85 Southwark Street
 London SE1 0HX
 telephone 020 7921 0100
 facsimile 020 7921 0101
 email info@alliesandmorrison.co.uk
 A&M JOB NO: 794

RMG - MOUNT PLEASANT - CALTHORPE STREET
 BAY STUDY
 BLOCK H - COURTYARD FACADES
 00_07_511
 SCALE: 1:25 @A1 1:50 @A3

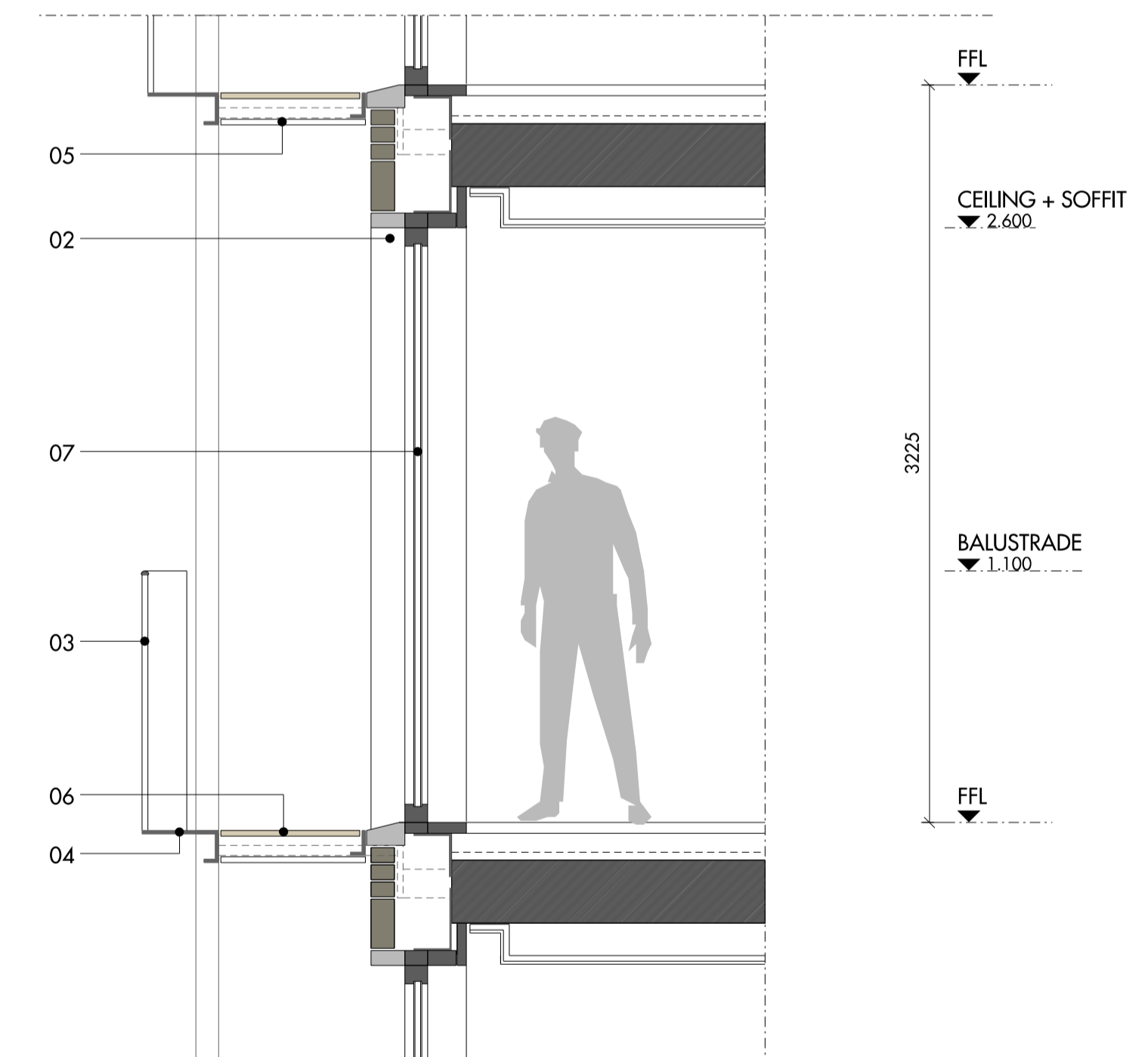


01 TYPICAL WINDOW & BALCONY PLAN

- KEY:
- 01 Brick
 - 02 Reconstituted Stone Frame
 - 03 Metal Balusters
 - 04 Metal Profile
 - 05 Render
 - 06 Timber Decking Boards
 - 07 Glazed Sliding Door - Metal Frame



02 TYPICAL WINDOW & BALCONY ELEVATION



03 TYPICAL WINDOW & BALCONY SECTION

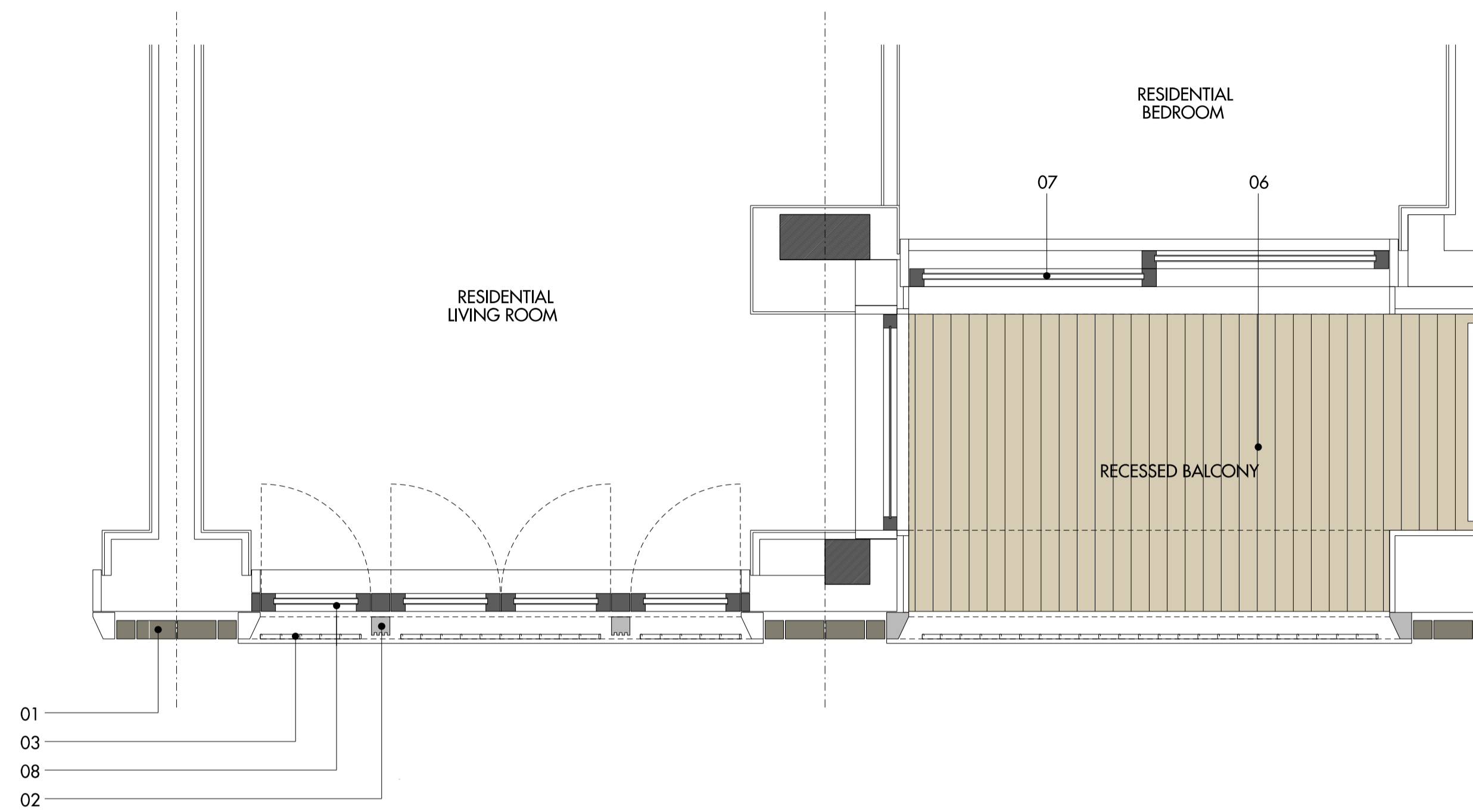
0m 0.5 1 1.5 2 2.5

Figured dimensions are in millimetres. All levels are in metres. All dimensions and levels shall be verified on site before proceeding with works. Detailed site survey to be carried out to verify positions and level relationships with site features and ordnance survey. The architect must be notified of any discrepancy. Where building components are described in the specification as contractor designed, "construction" information relating to those components on this drawing represents design intent only. All areas indicated on the detailed floor plans are N/A with the exception of the overall apartment areas, which are GIA as noted.

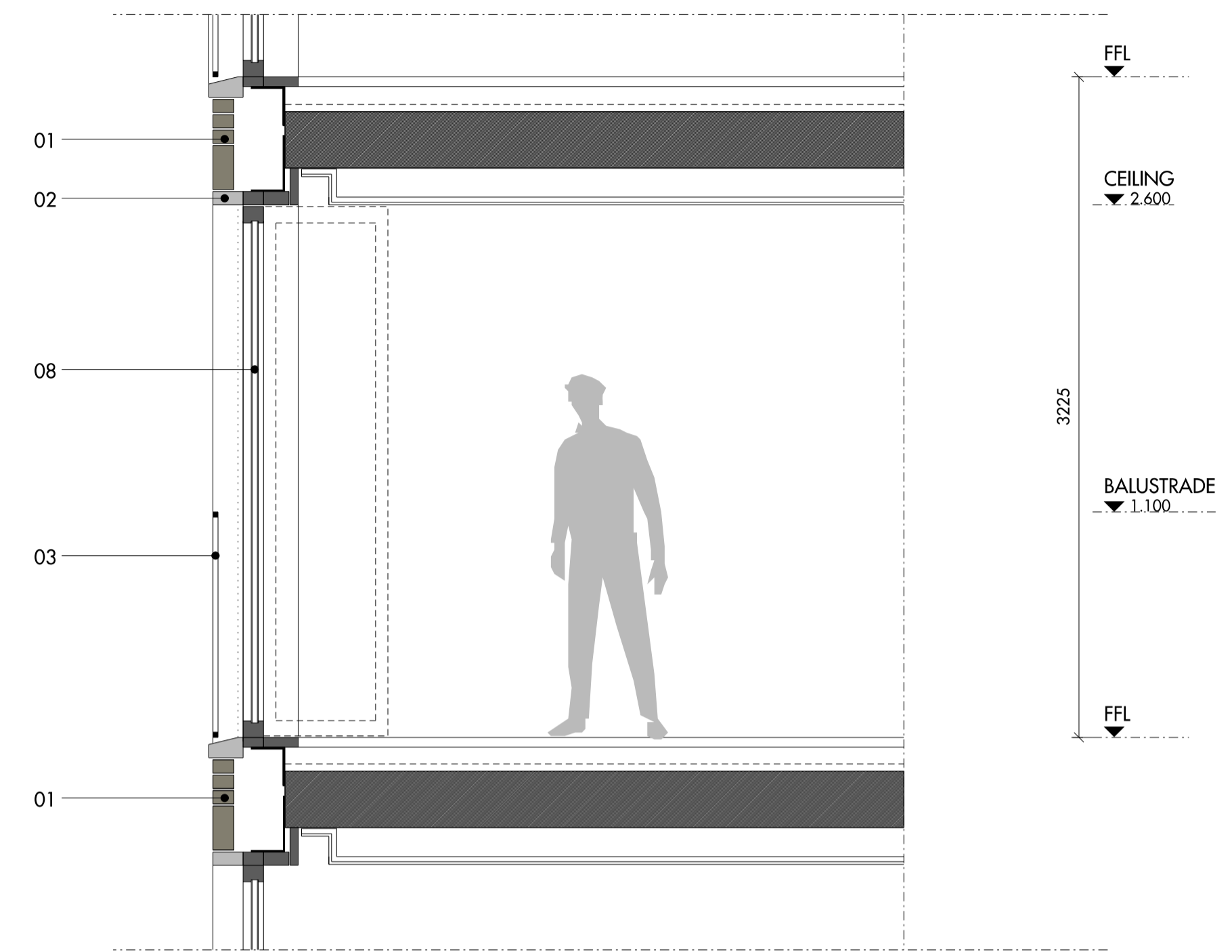
REV	DATE	DESCRIPTION	CKD	REV	DATE	DESCRIPTION	CKD	REV	DATE	DESCRIPTION	CKD
P1	24.04.13	FOR PLANNING	FE								

Allies and Morrison
 85 Southwark Street
 London SE1 0HX
 020 7921 0100
 020 7921 0101
 info@alliesandmorrison.co.uk
 telephone
 facsimile
 email
 A&M JOB NO: 794

RMG - MOUNT PLEASANT - CALTHORPE STREET
 BAY STUDY
 BLOCK J - LANEWAY FACADE
 00_07_512
 SCALE: 1:25 @A1 1:50 @A3



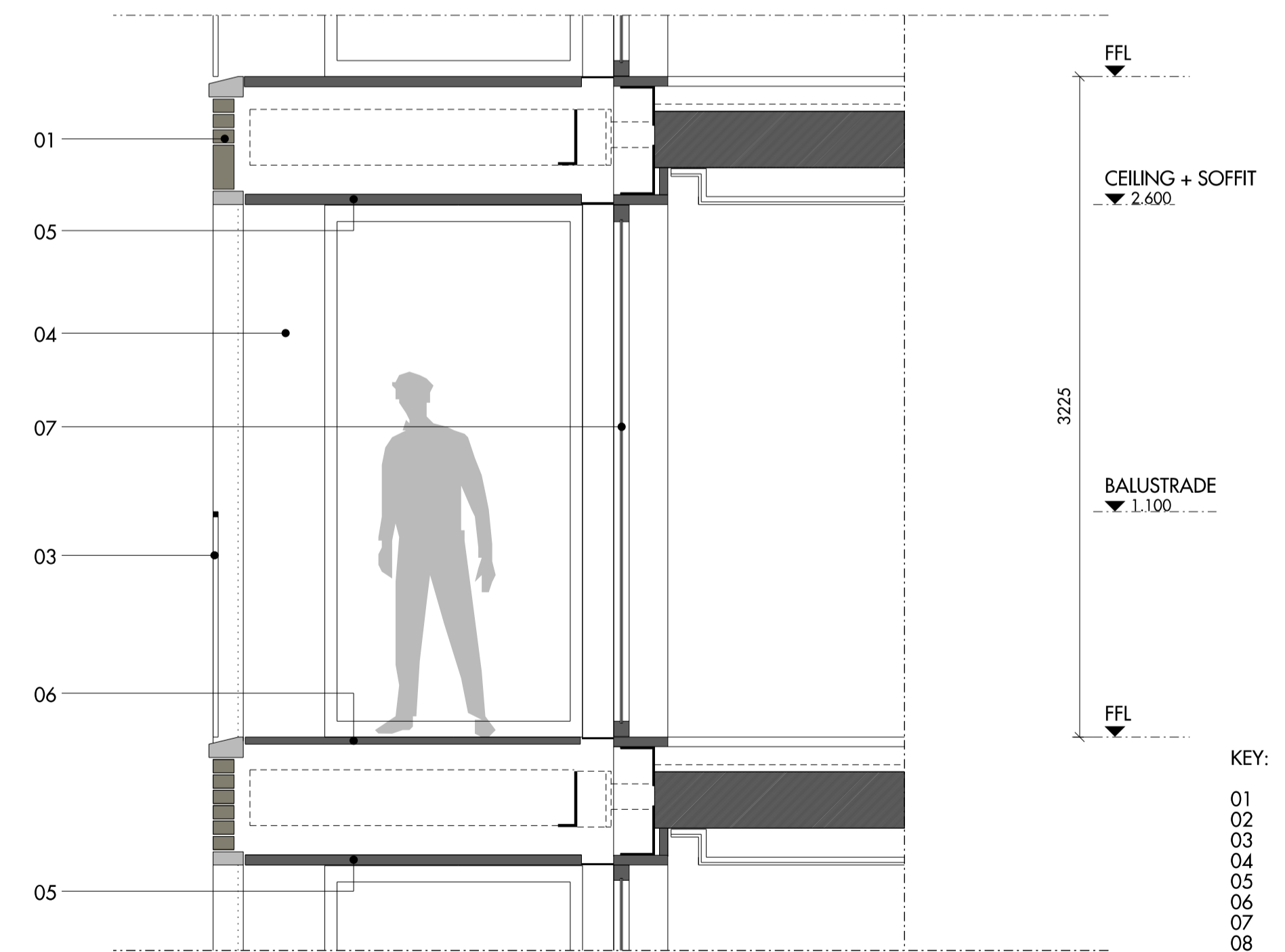
01 TYPICAL WINDOW & BALCONY PLAN



03 WINDOW SECTION



02 TYPICAL WINDOW & BALCONY ELEVATION



04 BALCONY SECTION

- KEY:
- 01 Brick
 - 02 Reconstituted Stone Frame
 - 03 Metal Balusters
 - 04 Metal Profile
 - 05 Render
 - 06 Timber Decking Boards
 - 07 Glazed Sliding Door - Metal Frame
 - 08 Glazed French Doors - Metal Frame

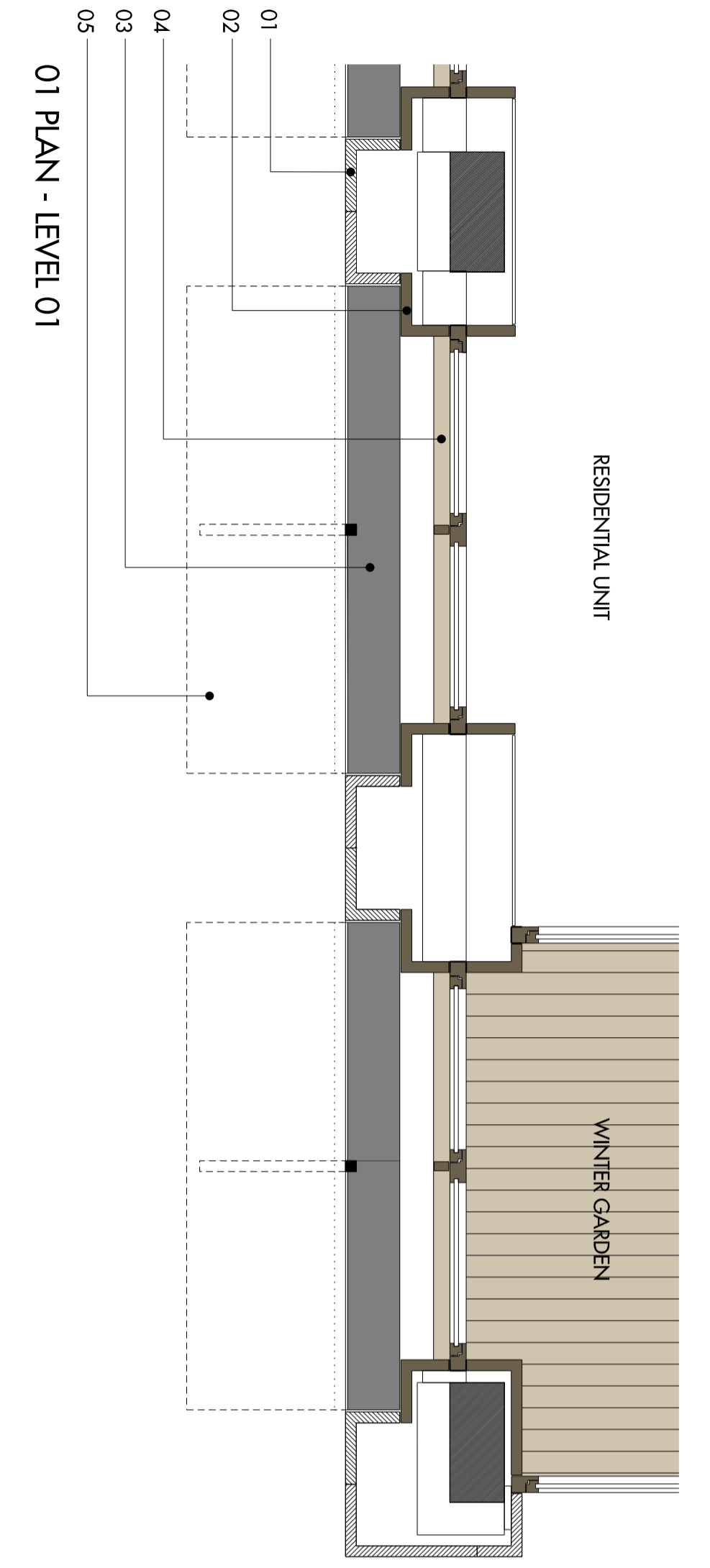
0m 0.5 1 1.5 2 2.5

Figured dimensions are in millimetres. All levels are in metres. All dimensions and levels shall be verified on site before proceeding with works. Detailed site survey to be carried out to verify positions and level relationships with site features and Ordnance Survey. The architect must be notified of any discrepancy. Where building components are described in the specification as contractor designed, "construction" information relating to those components on this drawing represents design intent only. All areas indicated on the detailed floor plans are N/A with the exception of the overall apartment areas, which are GIA as noted.

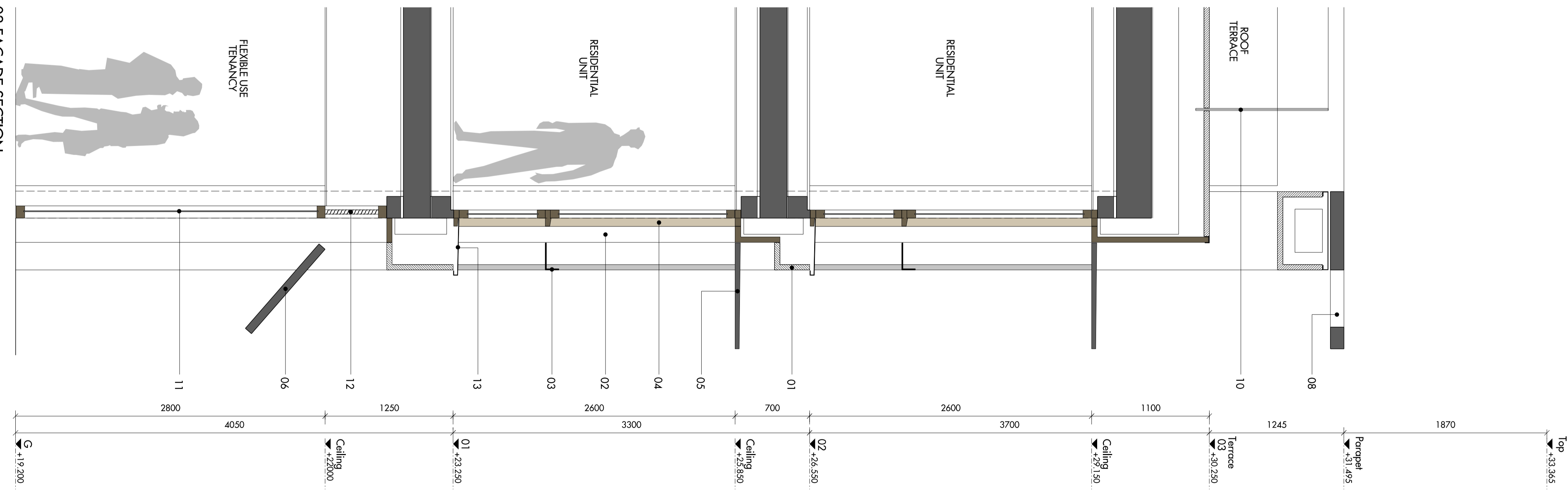
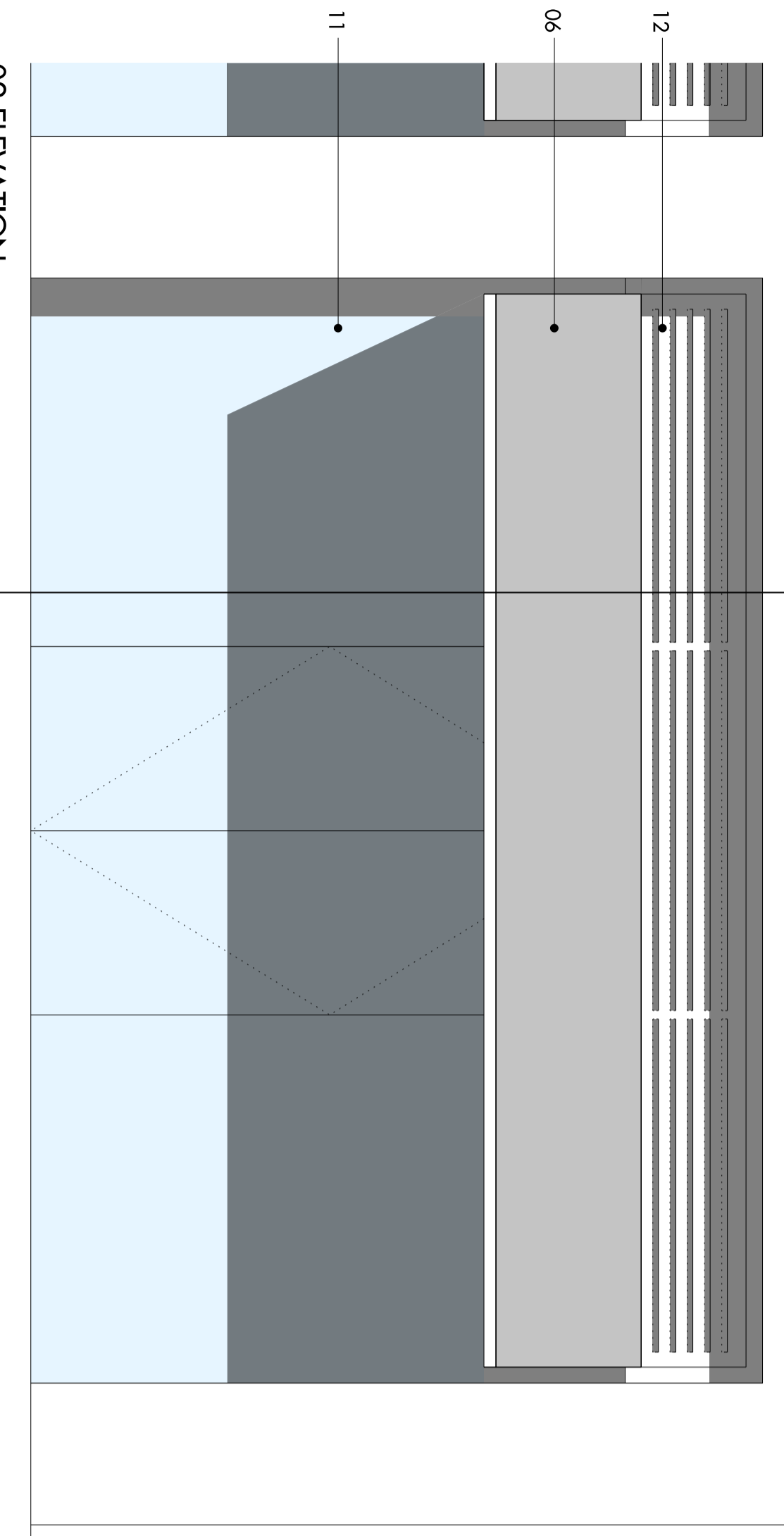
REV	DATE	DESCRIPTION	CKD	REV	DATE	DESCRIPTION	CKD	REV	DATE	DESCRIPTION	CKD
P1	24.04.13	FOR PLANNING	PE								

Allies and Morrison
 85 Southwark Street
 London SE1 0HX
 020 7921 0100
 020 7921 0101
 info@alliesandmorrison.co.uk
 telephone
 facsimile
 email
 A&M JOB NO: 794

RMG - MOUNT PLEASANT - CALTHORPE STREET
 BAY STUDY
 BLOCK J - PHOENIX PLACE FACADE
 00_07_513
 SCALE: 1:25 @A1 1:50 @A3



- KEY:
- 01 Stone
 - 02 Timber Board
 - 03 Metal Section
 - 04 Window - Timber External Frame
 - 05 Metal Shell Sunshade
 - 06 Projecting Awning
 - 07 Glazing
 - 08 Timbered Projecting Capping
 - 09 Timbered Glazing
 - 10 Frameless Glazing
 - 11 Glazed Balustrade
 - 12 Slotted Ventilation Panel
 - 13 Metal Window Sill



Figured dimensions are in millimetres. All levels are in metres. All dimensions and levels shall be verified on site before proceeding with works. Detailed site survey to be carried out to verify positions and level relationships with site features and ordinance survey. The architect must be notified of any discrepancy. Where building components are described in the specification as contractor designed, "construction" information relating to those components on this drawing represents design intent only. All areas indicated on the detailed floor plans are N/A with the exception of the overall apartment areas, which are GIA as noted.

REV	DATE	DESCRIPTION	CKD	REV	DATE	DESCRIPTION	CKD	REV	DATE	DESCRIPTION	CKD
P1	24.04.13	FOR PLANNING	FE								

Allies and Morrison
 85 Southwark Street
 London SE1 0HX
 020 7921 0100
 020 7921 0101
 info@alliesandmorrison.co.uk
 telephone
 facsimile
 email
 A&M JOB NO: 794

RMG - MOUNT PLEASANT - CALTHORPE STREET
 BAY STUDY
 BLOCK K - GARDEN & SQUARE FACADE
 00_07_514
 SCALE: 1:25 @A1 1:50 @A3