



Gloucester Ave

Gloucester Ave

NOTES:

The drawing must not be scaled and all dimensions are to be checked on site before work is commenced.
The drawing is to be read in conjunction with all other Structural Engineers and Service Engineers drawings and written specifications.

SPECIFICATIONS:

-  NEW PARTITIONS
 EXISTING WALLS TO DEMOLISH

REVISION

N	DATE	NOTES

PROJECT:
GLOUCESTER AV

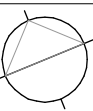
DRAWING N:
GA-001-A

DRAWING:
PROPOSED
FLOOR PLANS

- ☐ PRELIMINARY
☐ PLANNING APPROVAL
☐ CONSTRUCTION
☐ DESIGN INFORMATION
☒ TENDER
☐ AS BUILT

CLIENT:
Ms Anja Blumert

LOCATION: Flat H, 15
GLOUCESTER AV



DATE:
10.05.13

SCALE:
1:50 @A3

REV:

PROJECT DESIGNER:



RMF STUDIO

38 Fordwych
Court Shoot up
Hill NW2 3PH

DESIGNER:

Marco Ferrara-Bardile
rmfstudio@honadesign.com
t. 0797 5644556

1

Ground Floor Plan
Escale: 1:50@A3

2

First Floor Plan
Escale: 1:50@A3

0 1 2 3 M