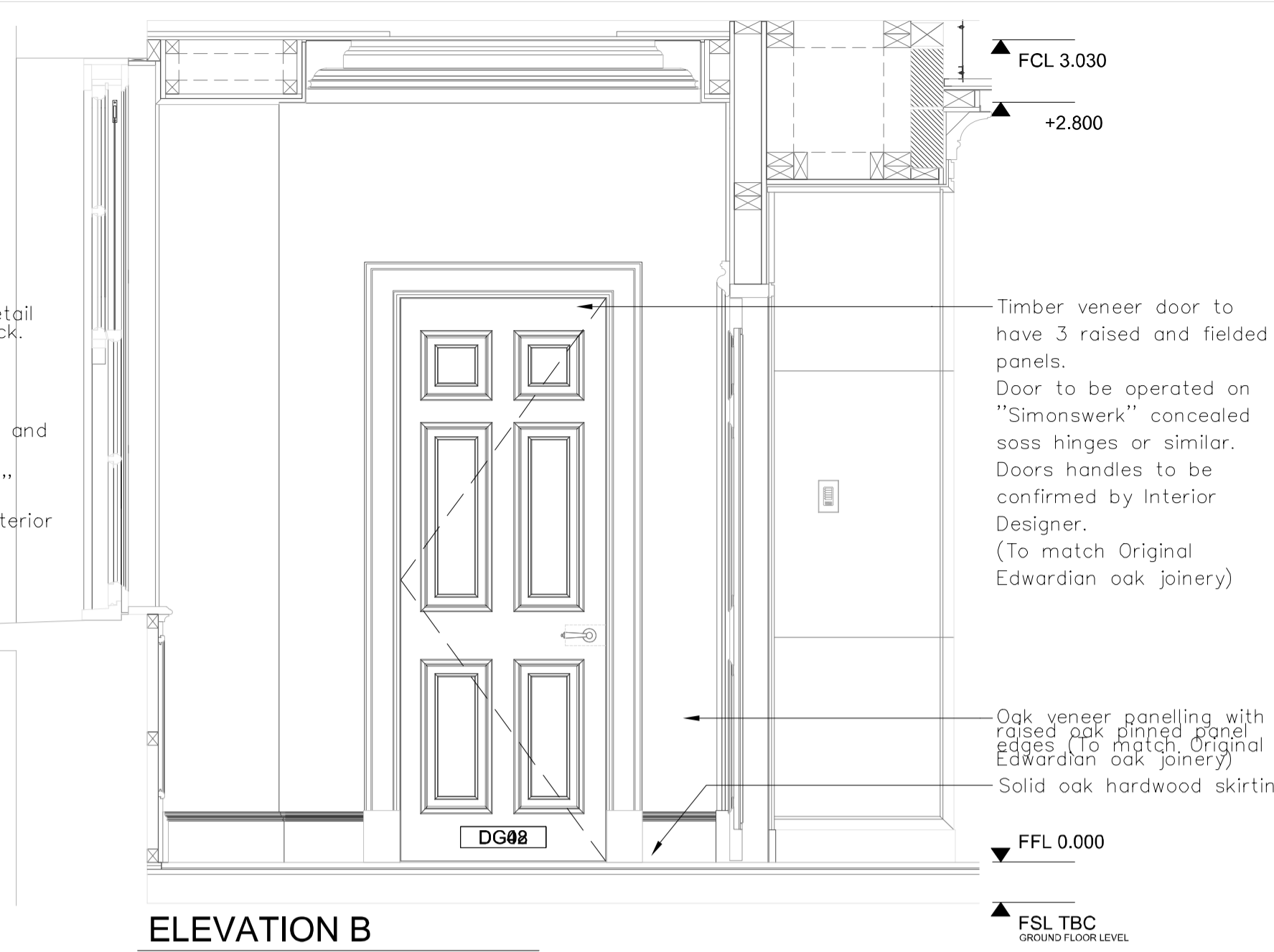




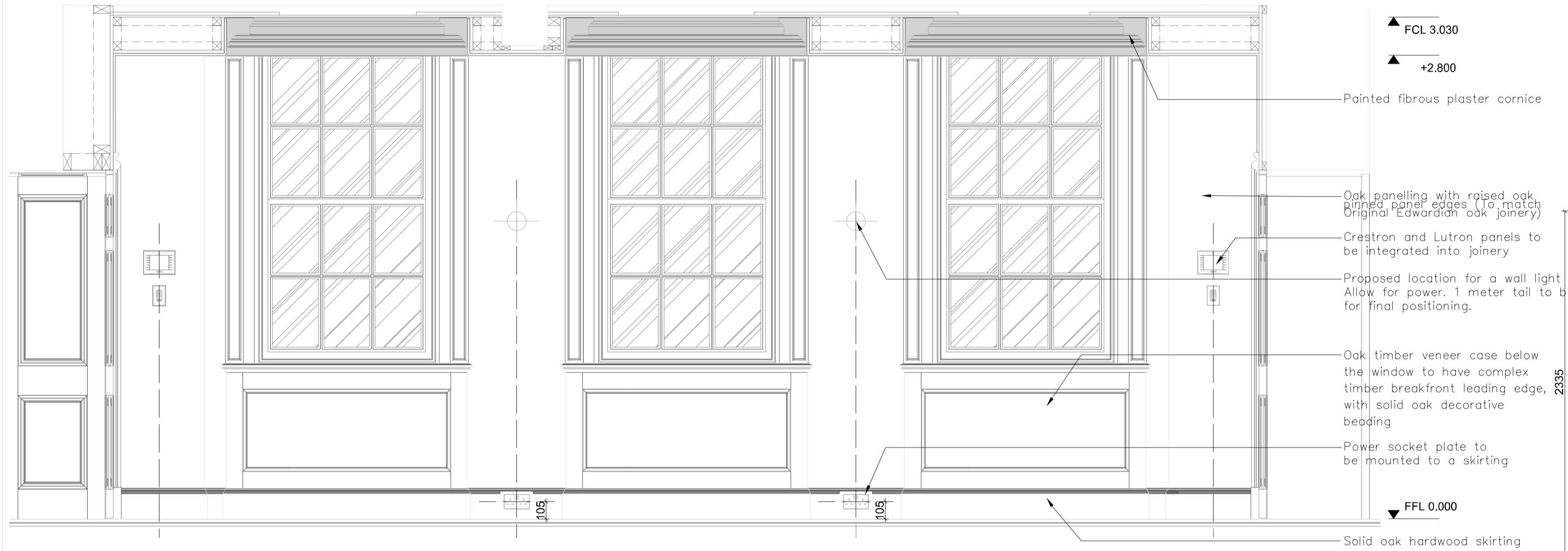
ELEVATION A

Scale: 1:20 @ A1



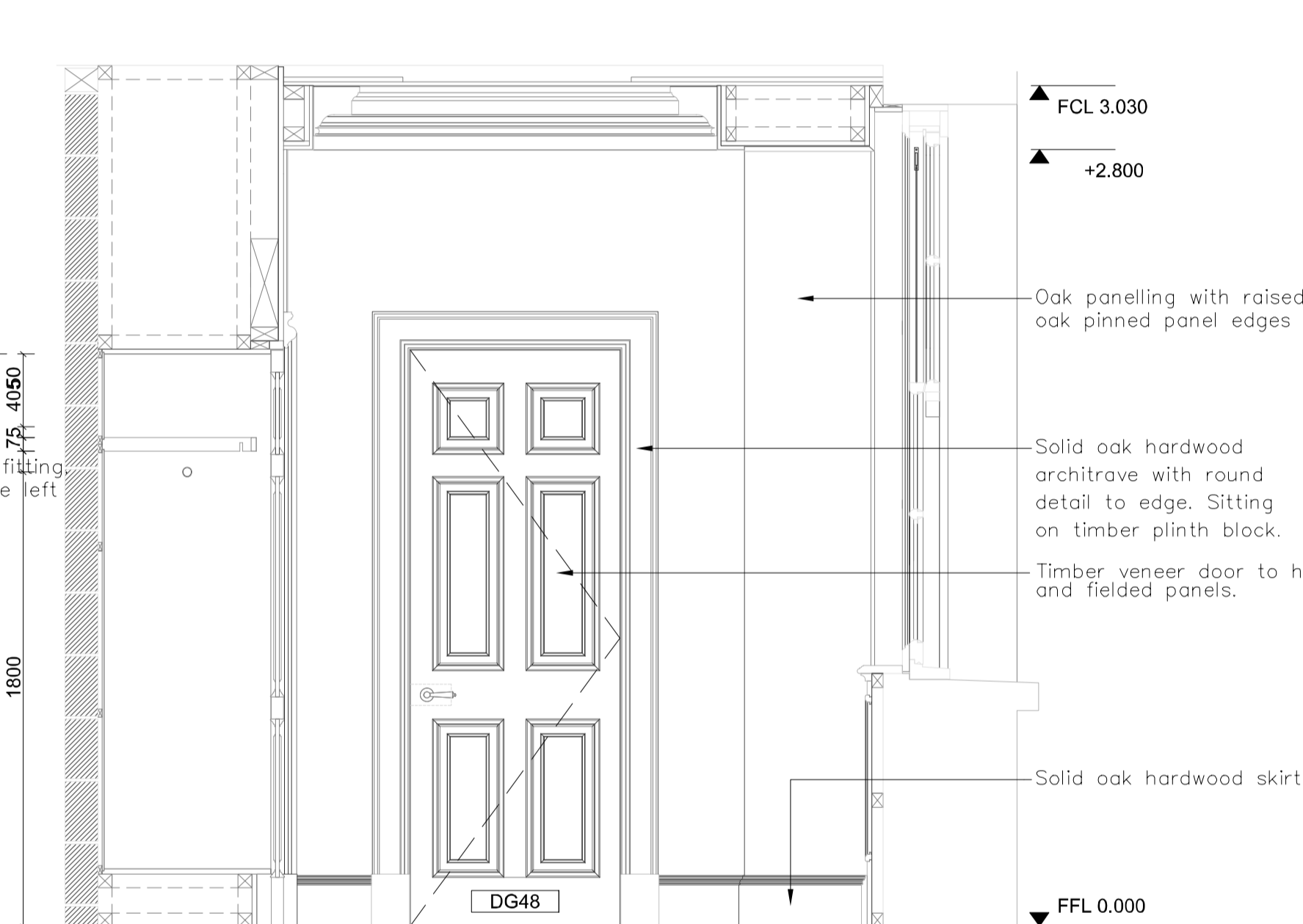
ELEVATION B

Scale: 1:20 @ A1



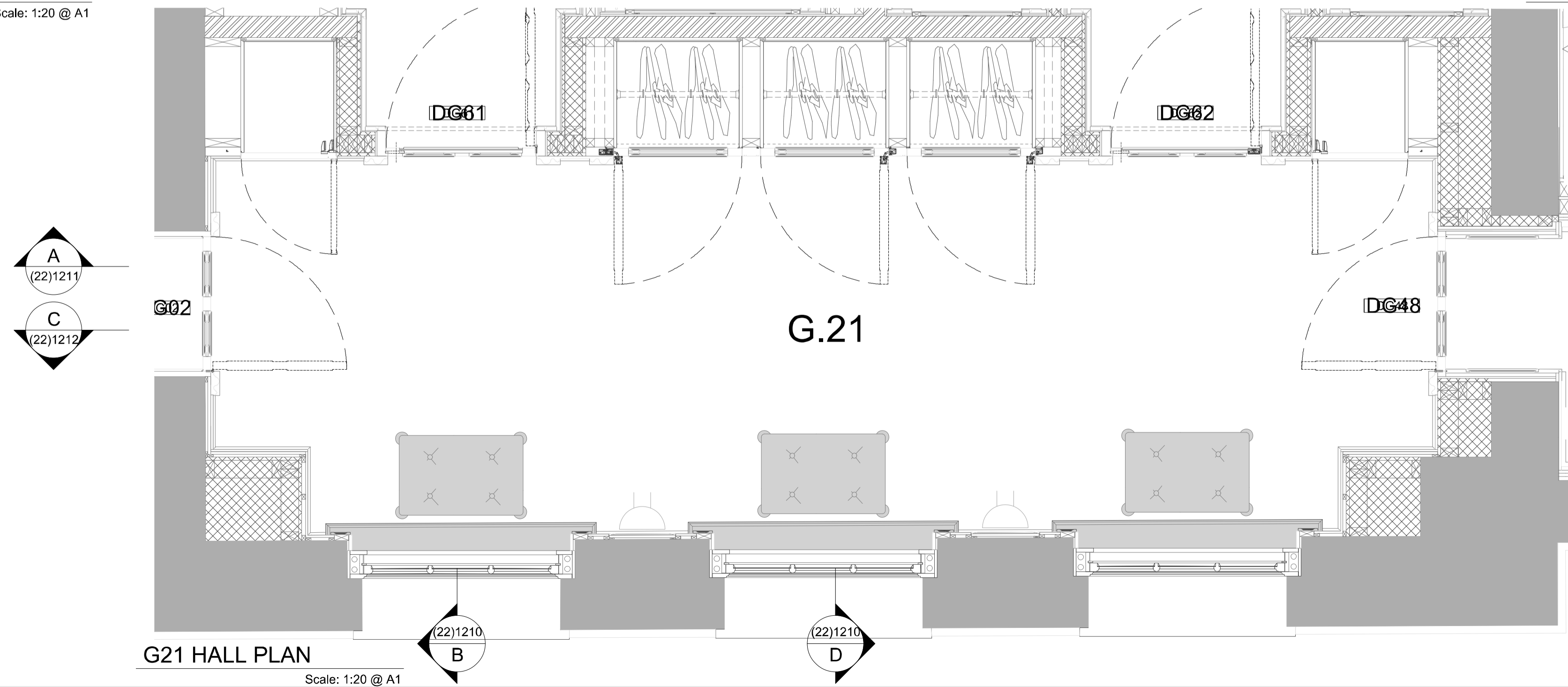
ELEVATION C

Scale: 1:20 @ A1



ELEVATION D

Scale: 1:20 @ A1



G21 HALL PLAN

Scale: 1:20 @ A1

GABHAN O'KEEFFE ARCHITECTURAL INTERIORS

- Do not scale off this drawing, use figured dimensions only. All dimensions and levels to be checked on site and GOK to be notified of any discrepancies immediately.
- Issued only for purpose indicated.
- The drawing is to be read in conjunction with consultants drawings and specifications.
- This drawing is copyright of GOK and may not be copied, altered or reproduced in any way or passed to a third party without written permission from GOK.
- The main contractor should be conversant with the statutory obligations under the CDM regulations.
- The dimensions shown on this drawing have been based on the measurements provided by an independent survey company.

REVISIONS

Rev.	Date:	Description:	Drawn	Chkd
P1	12.06.13	FIRST ISSUE (RESUBMISSION FOR PLANNING)	GOK	
P2	26.06.13	Updated following conservation comments	SES	

GENERAL NOTES:

- ALL FACE PLATES TO BE SPACED 20mm APART
- ALL CRESTRON SWITCHES TO BE 1550mm FROM FFL TO CENTER OF SWITCH
- ALL LUTRON PANELS AND GENERAL SWITCHES TO BE 1250mm FROM FFL TO CENTER OF SWITCH (OR TILL FURTHER NOTATION)
- ALL WALL LIGHT AND PICTURE LIGHT FITTINGS TO BE 1800mm FROM FFL TO CENTER OF SWITCH (OR TILL FURTHER NOTATION)
- ALL CABINERY SMALL POWER LOCATED WITHIN CABINERY AT 200mm FROM TOP EDGE OF SKIRTING TO CENTER OF FACE PLATE (OR TILL FURTHER NOTATION)
- SMALL POWER LOCATED WITHIN FLOOR BOX TO BE RECESSED INTO FLOOR, REFER TO SMALL POWER DRAWING FOR SETTING OUT PURPOSES ONLY
- UNDERFLOOR HEATING AND FCU UNITS TO BE CO-ORDINATED WITH MSE CONSULTANTS, REFER TO RELATED DRAWING

NOTES:

- DRAWING TO BE READ IN CONJUNCTION WITH RELEVANT SCHEDULES
- ALL DIMENSIONS SUBJECT TO CHECKING ON SITE
- FOR SETTING OUT REFER TO ELEVATIONS OR TO BE CONFIRMED BY GABHAN O'KEEFFE STUDIO

GABHAN O'KEEFFE  
ARCHITECTURAL AND INTERIOR DESIGN  
3 KINNERTON PLACE SOUTH  
LONDON SW13 8EJ

Tel (020) 7828 1573 Fax (020) 7259 5674

PROJECT: 601			
DRAWING TITLE: G21 HALL ELEVATION			
DATE: 03-08-11	DRAWN: OK	SCALE: 1:20 @ A1	
PROJ. No: 601	SERIES: (22)	DRAWING No: 1213	REV: P1