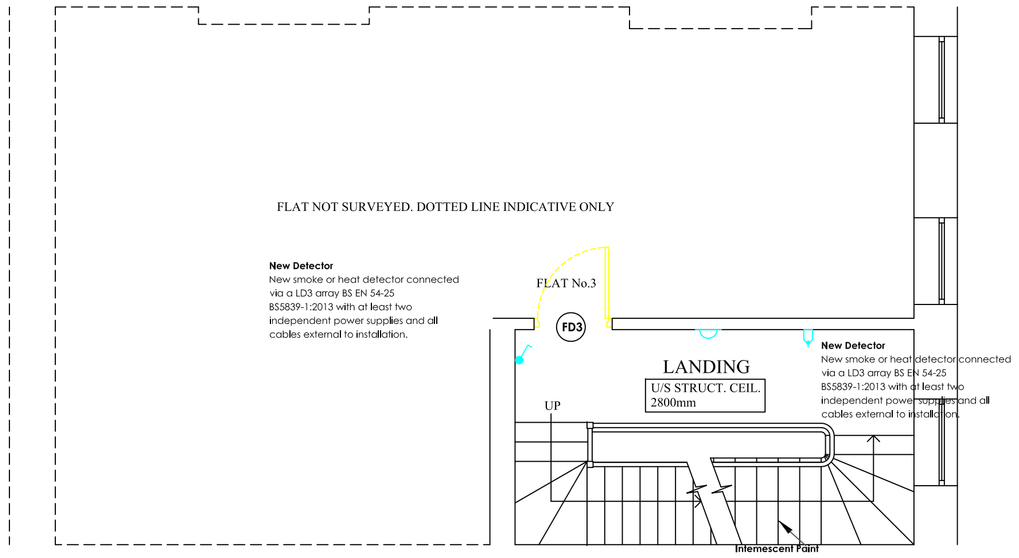

2ND FLOOR PLAN

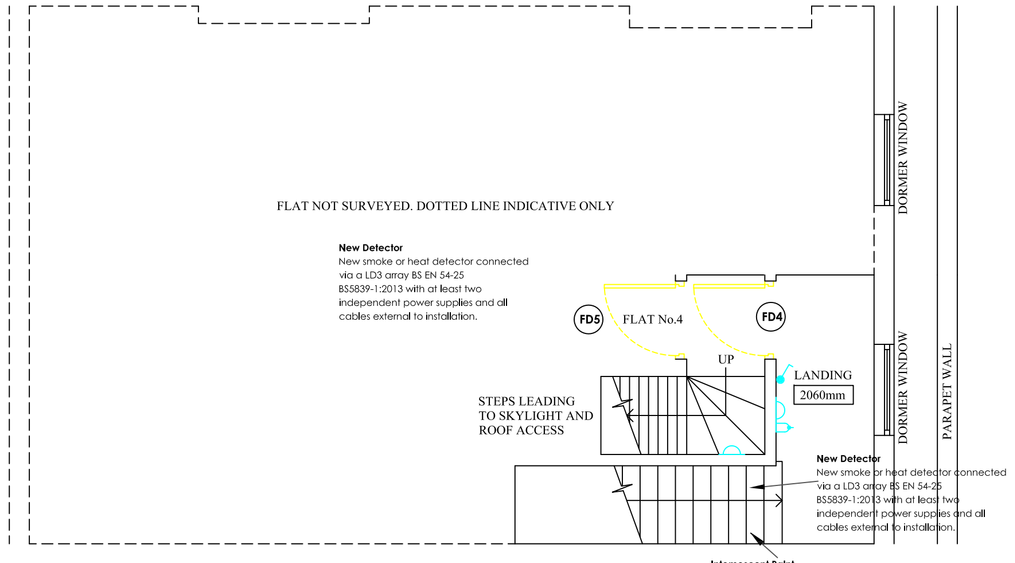

3RD FLOOR PLAN

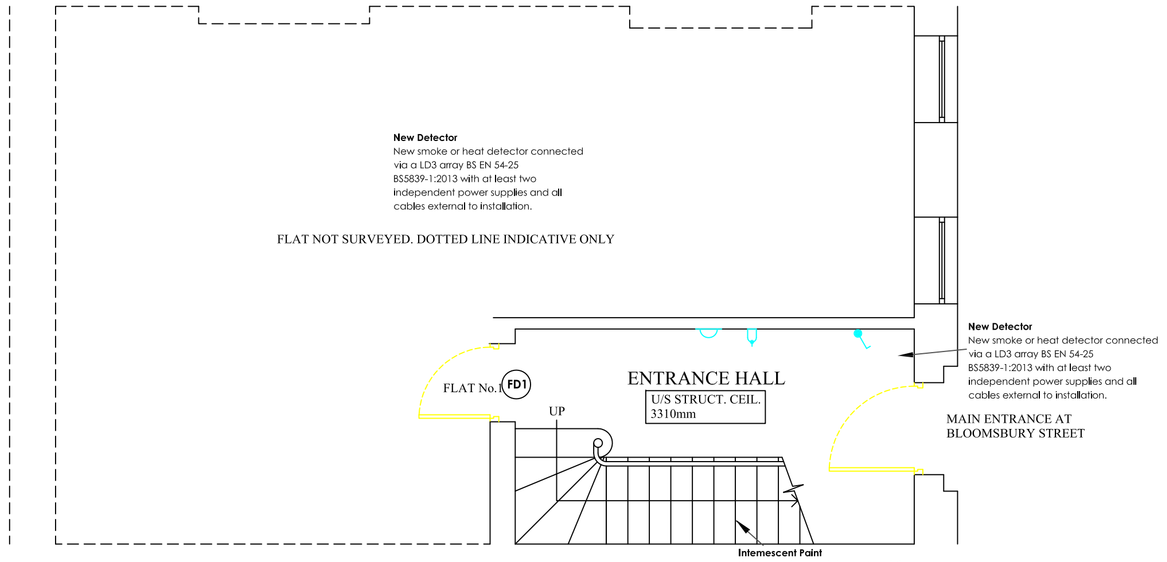

GROUND FLOOR PLAN

52 BLOOMSBURY STREET

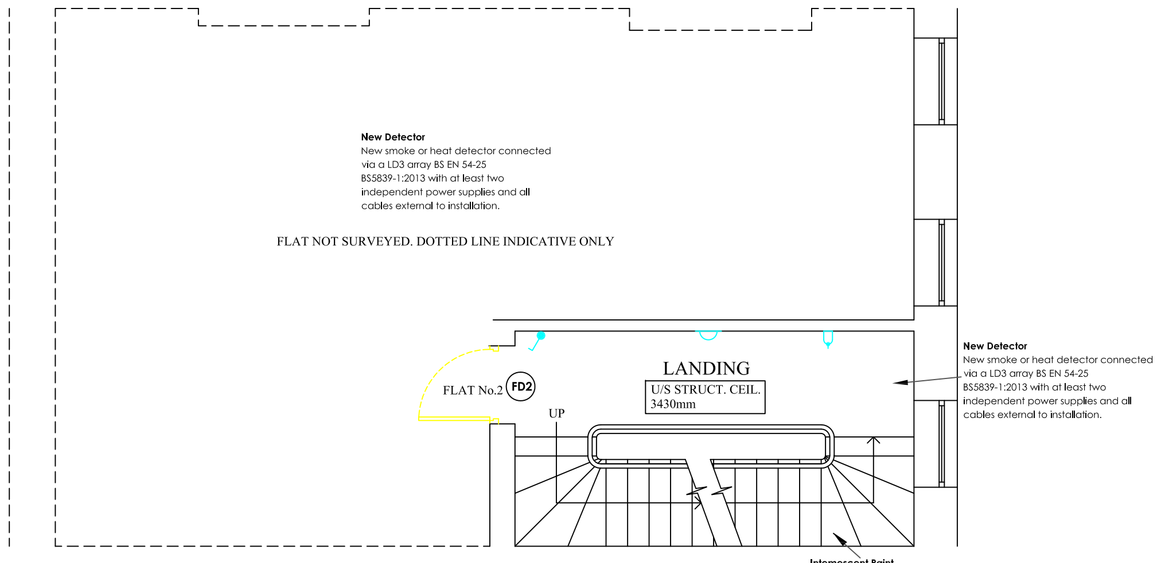

1ST FLOOR PLAN

FLOOR PLANS 1:50

LOCATION PLAN 1:250

PICTURE - 52 BLOOMSBURY STREET

Copyright: All rights have been asserted. The drawing shall not be reproduced without the prior approval of One Housing Group.

Any discrepancies, errors or omissions to be reported to the project co-ordinator for further instructions before commencement of works.

Do NOT scale from this drawing. The client/contractor is to CHECK all dimensions & report any discrepancies. All work & materials used are to fully comply with ALL standards are required by the relevant Trade Associates, British Standards, Codes of Practice, Manufacture Specifications (BBA Certification etc). All work to be carried out fully in accordance with any Engineers Calculations, Details & Instructions, as and where applicable.

CLIENTS MUST TAKE THEIR OWN ASSURANCES ON:

Soil conditions including gradient of land

Suitability of storm water drainage

Location & depth of Public Sewer (where applicable)

Trees & their effect on foundation design

WE CANNOT BE HELD RESPONSIBLE FOR ANY ADDITIONAL BUILDING COST FOR PROBLEMS CAUSED BY THE ABOVE (OR OTHER PROBLEMS RELATED TO A PARTICULAR SITE)

NEW BUILD DWELLINGS, EXTENSIONS, & ALTERATIONS ARE SUBJECT TO REVISION DEPENDING ON SITE CONDITIONS & EXISTING STRUCTURE EXPOSED.

THE PARTY WALL, ETC. ACT 1996

Before any works are undertaken adjcent to, or on boundary lines, all relevant approvals under The Party Wall, etc Act must be obtained.

SITE WASTE MANAGEMENT REGULATIONS 2008

The Client and Principle Contractor is required to ensure site waste management procedures are in place for works valued at £300, 000, or additional requirements for projects at £500, 000.

BUILDING REGULATION DRAWINGS

FIRE ALARM LEGEND

- SMOKE DETECTOR
- CO2 DETECTOR 230V
- HEAT DETECTOR
- SMOKE DETECTOR SOUNDER
- HEAT DETECTOR SOUNDER
- SMOKE DETECTOR SOUNDER BEACON
- HEAT DETECTOR SOUNDER BEACON
- CALL POINT
- FAP — FIRE ALARM PANEL
- FARP — FIRE ALARM REPEAT PANEL
- MAG — DOOR HOLDER
- IF — FIRE ALARM INTERFACE UNIT
- SCI — SHORT CIRCUIT ISOLATOR
- AOV — ACTUATORS
- AOVCP — AOV CONTROL PANEL
- V — AOV OVER RIDE SWITCH
- R — FDA DOOR RETAINER
- WALL SOUNDER

ELECTRICAL SYMBOLS LEGEND

- EXISTING2-GANG SWITCHED SOCKET OUTLET
- EXISTING 1-GANG SWITCHED SOCKET OUTLET
- EXISTING LIGHT SWITCH
- EXISTING CEILING MOUNTED FLUORESCENT LIGHT FITTING
- EXISTING WALL MOUNTED LIGHT FITTING
- SMOKE/HEAT DETECTOR EXISTING AND PROPOSED POSITION
- EXISTING LIGHT POSITION

1, 3A, 5, 50, 52 & 54 BLOOMSBURY, CAMDEN, LONDON

DOOR SCHEDULE

Note: Please refer to overall performance specification for FD30 doors.
GENERAL: All glazing to be Pilkington or equivilent Georgian wire. Leave and put aside all maglock fittings. Re-fit once door complete. Make good door following the installation of door furniture. Paint to match existing. Allow alterative colour for oppersite side of door in accordance with BS 8300. Retain all existing flat numbers.INTERNAL DOORS - In the development of FD20 doors by BWF-CERTIFIRE Fire Door & Doorset Scheme in 1995, the BWF and the fire door manufactures noted when testing dual rated doors that, in order meet an FD20 rating without intumescent seals, the door had to be fitted very accurately into its frame with little margin for error. This would be difficult to achieve consistently on site. Furthermore, this accurate fit would have to be maintained during the service lift of the door assembly. This reliability could only be achieved with doors fitted with intumescent seals; the safe practice is to have side and top edge seals in place for both FD20 & FD30 requirements. We recommend that all FD 30(S) (44mm thick solid timber door) doors have adequate door furniture i.e. fire rated hinges, overhead door closer (accept storage rooms) and signage. Doors should have intumescent strips and cold smoke seals. NOTE: When specifying, purchasing or installing fire doors, always use correctly installed intumescent protected, FD30 fire resisting doors as the minimum, even if the Building Regulations specify the minimum fire resistance required to FD20. We will take undertake an overall visual inspection of each and each case separately, depending on the fire engineering methodology. Cold smoke seals should not be painted over, to ensure they provide adequate protection against smoke. EXTERNAL DOORS - The door should be held closed either on a latch operable with a handle both internally and externally or a roller bolt so that the door cannot slam shut locking the homeowner out without a key. The full deadlocking facility should be engaged and be operable with a key externally and a handle/thumb turn release internally. Locks which comply with BS 8621, meet these requirements.Timber or light steel frame walls, should incorporate one of the following:timber sheathing minimum 9mm thick, • orexpanded metal•The material should be the full height of the door and not less than 600mm measured from the lock(s). NOTE@ All doors are 44mm thick. The door should be held closed either on a latch operable with a handls both internally and externally or a roller bolt so that the door cannot slam shut locking the homeowner out without a key. The full deadlocking facility should be engaged and be operable with a key externally and a handle/thumb turn release internally. Locks which comply with BS 8621, meet these requirements.Timber or light steel frame walls, should incorporate one of the following:timber sheathing minimum 9mm thick, • orexpanded metal.•The material should be the full height of the door and not less than 600mm measured from the lock(s). A securely fixed opening limitation device should be fitted to main entrance doors in houses and the entrance doors of individual flats and maisonettes. The quality and thickness of normal window glass should be specified to suit the design wind load for the location, in accordance with BS 6262 and relevant data. In all locations where weathertightness is likely to be a problem, additional precautions may be needed, such as:setting the frame back from the facade•fixing the frame behind a rebate in the • structural opening (sometimes known as a 'check' reveal)fixing weather boards and water bars to • external doors but ensuring threshold is accessible where appropriate. All Envirograf installations to be installed in accordance with manufactures instructions.

FLOOR LOCATION	DOOR ID	PROPERTY	QTY	NEW FRAME (inc prepare, prime and paint with Class '0' paint to match existing.	NEW FD30 DOOR	REMOVE EXISTING DOOR	APPLY ENVIROGRAF INTUMESCENT PAPER & PAINT (To meet FD30 BS476)	REBATED INTUMESCENT STRIPS	COLD SMOKE SEALS	PAIR & HALF FIRE RATED HINGES	DOOR FURNITURE PACK (LOCKS/NUMBERS)	INSTALL 'FIRE DOOR KEEP SHUT' SIGNAGE	INSTALL DOOR ASSET NUMBER PLATE - REF:	PROVIDE OVERHEAD DOOR CLOSER (Briton 2130 BT or equivilent door closer)	WIDTH	HEIGHT	THRESHOLD	NEW GLAZING (Georgian wire or equivilent)	GLAZING SIZE Approx (mm)	FINISH	Decorate Door with Crown Timonox Class '0' paint or equivlent in accordance with manufactures requirements.	£	NOTES
Ground Floor	FD1	52 Bloomsbury Street	1	No	No	No	Yes	Yes	Yes	Yes	Yes	Yes		Yes				No	No	Make good door following the installation of door furniture.			
First Floor	FD2	52 Bloomsbury Street	1	No	No	No	Yes	Yes	Yes	Yes	Yes	Yes		Yes				No	No	Make good door following the installation of door furniture.			
Second Floor	FD3	52 Bloomsbury Street	1	No	No	No	Yes	Yes	Yes	Yes	Yes	Yes		Yes				No	No	Make good door following the installation of door furniture.			
Third Floor	FD4	52 Bloomsbury Street	1	No	No	No	Yes	Yes	Yes	Yes	Yes	Yes		Yes				No	No	Make good door following the installation of door furniture.			
Third Floor	FD5	52 Bloomsbury Street	1	No	No	No	Yes	Yes	Yes	Yes	Yes	Yes		Yes				No	No	Make good door following the installation of door furniture.			

PROPOSED WORK DOOR SCHEDULE

1, 3A, 5, 50, 52 & 54 BLOOMSBURY, CAMDEN, LONDON

DOOR SCHEDULE

Note: Please refer to overall performance specification for FD30 doors.

FLOOR LOCATION	DOOR ID	PROPERTY	QTY	EXISTING DOOR DESCRIPTION	REBATED INTUMESCENT STRIPS PRESENT	COLD SMOKE SEALS PRESENT	PAIR & HALF FIRE RATED HINGES PRESENT	DOOR FURNITURE PACK (LOCKS/NUMBERS) PRESENT	INSTALL 'FIRE DOOR KEEP SHUT' SIGNAGE PRESENT	PROVIDE OVERHEAD DOOR CLOSER (Briton 2130 BT or equivilent door closer) PRESENT	GLAZING (Georgian wire or equivilent) PRESENT	PHOTO
Ground Floor	FD1	52 Bloomsbury Street	1	Existing door comprises of timber head, cill, jambs frame and internal infill timber 6no. panels. A standard circular turn door latch is present and standard two leaf door hinges. The doors are decorated in a white gloss finish on all faces.	No	No	No	Yes	No	No	No	
First Floor	FD2	52 Bloomsbury Street	1	It is apparant that the existing door have been replaced with a 44mm door blank that does not match the existing door systems.	No	No	No	Yes	No	No	No	
Second Floor	FD3	52 Bloomsbury Street	1	Existing door comprises of timber head, cill, jambs frame and internal infill timber 6no. panels. A standard circular turn door latch is present and standard two leaf door hinges. The doors are decorated in a white gloss finish on all faces.	No	No	No	Yes	No	No	No	
Third Floor	FD4	52 Bloomsbury Street	1	Existing door comprises of timber head, cill, jambs frame and internal infill timber 6no. panels. A standard circular turn door latch is present and standard two leaf door hinges. The doors are decorated in a white gloss finish on all faces.	No	No	No	Yes	No	No	No	
Third Floor	FD5	52 Bloomsbury Street	1	Existing door comprises of timber head, cill, jambs frame and internal infill timber 6no. panels. A standard circular turn door latch is present and standard two leaf door hinges. The doors are decorated in a white gloss finish on all faces.	No	No	No	Yes	No	No	No	

EXISTING DOOR SCHEDULE

THIS DRAWING IS THE COPYRIGHT OF ONE HOUSING GROUP AND MAY NOT BE REPRODUCED WITHOUT WRITTEN CONSENT. THIS DRAWING IS NOT TO SCALE.

one housing group
Suttons Wharf South
44 Palmers Road
London
E2 0TA

52 BLOOMSBURY FIRE REMEDIAL AND ELECTRICAL UPGRADES	1:50@A1	REV1
ONE HOUSING GROUP	JULY 2013	
PROPOSED FLOOR PLANS - LISTED BUILDING & BUILDING CONTROL	OHG 3/3	