








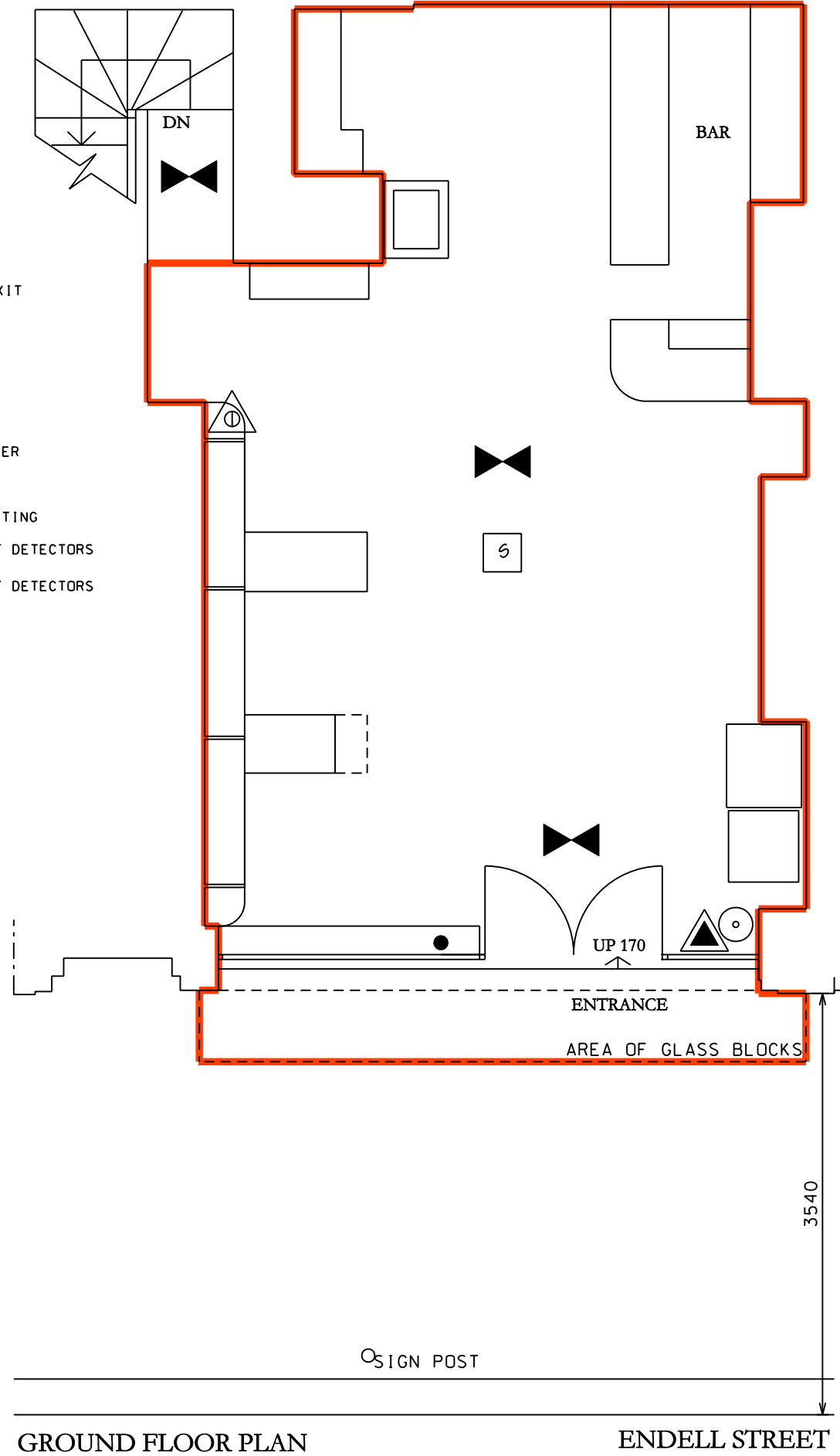


THE POSITION OF THE FIRE EQUIPMENT IS CORRECT AT THE DATE OF SUBMISSION BUT MAY CHANGE FROM TIME TO TIME WITH THE APPROVAL OF THE FIRE OFFICER. ANY SEATING SHOWN ON THE PLANS WHICH IS UN-FIXED IS INDICATIVE AND MAY CHANGE FROM TIME TO TIME

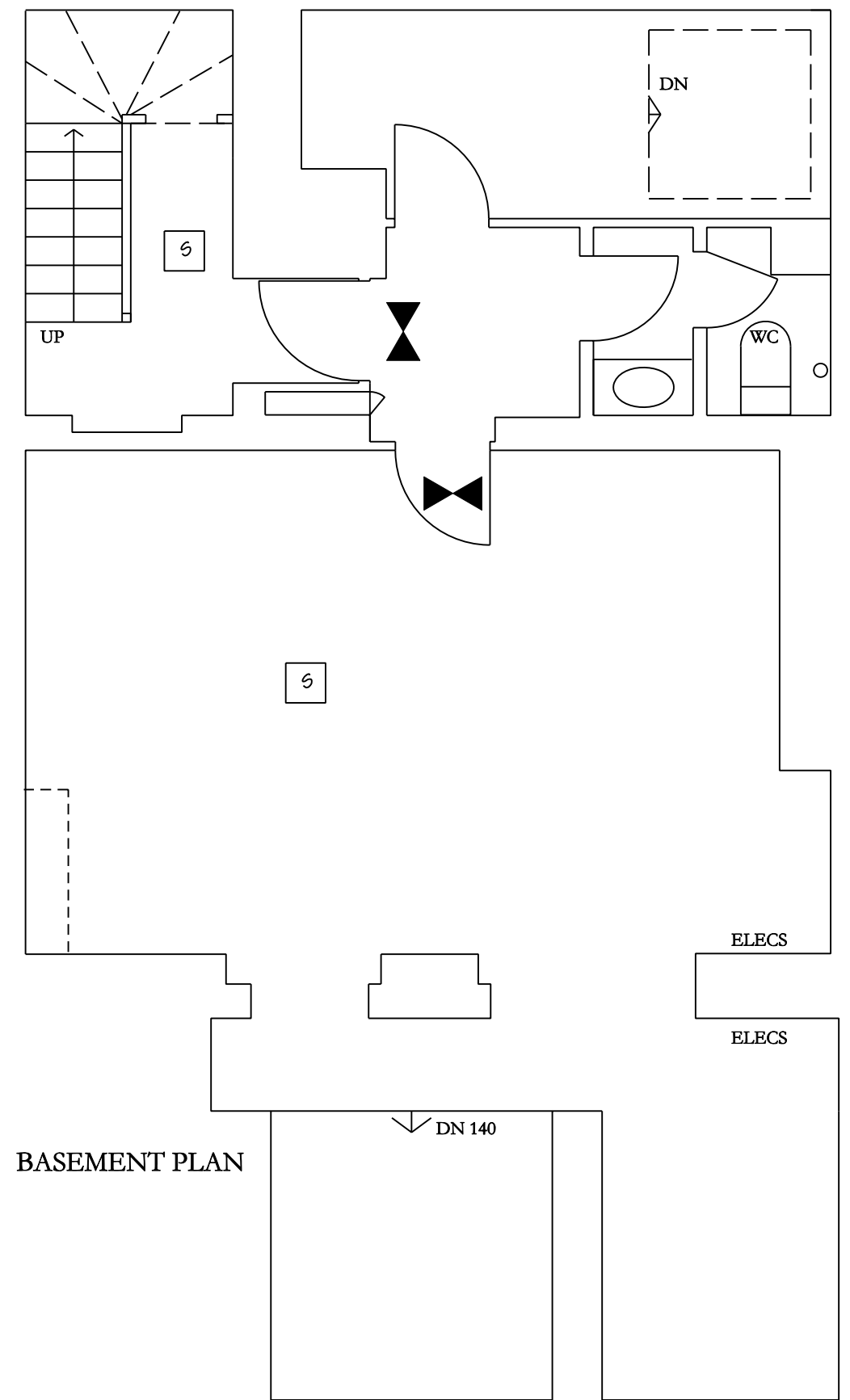
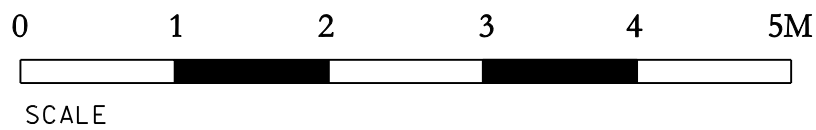
KEY TO PLAN SYMBOLS

-  FIRE EXIT, EXIT OR EMERGENCY EXIT NOTICE GRAPHIC SYMBOL
-  FIRE ALARM CALL POINT
-  WATER FIRE EXTINGUISHER
-  FOAM FIRE EXTINGUISHER
-  CARBON DIOXIDE FIRE EXTINGUISHER
-  FIRE BLANKET IN CONTAINER
-  AREA COVERED BY EMERGENCY LIGHTING
-  AREA COVERED BY AUTOMATIC HEAT DETECTORS
-  AREA COVERED BY AUTOMATIC HEAT DETECTORS



GROUND FLOOR PLAN

ENDELL STREET



BASEMENT PLAN

DO NOT SCALE ALL DIMENSIONS TO BE CHECKED ON SITE

TEGWYNNE GOLDTHORPE ARCHITECT

20 HAMHAUGH ISLAND . SHEPPERTON . TW17 9LP . TELEPHONE / FAX 01932 240 878 . MOBILE 07711 950 884

CLIENT 10 CASES

PROJECT 18 ENDELL STREET, WC2H 9BH

DRAWING LICENCE DRAWING

SCALE 1:50 AT A3 **DATE** JUNE 2013

NUMBER 18ES/1/01

REV