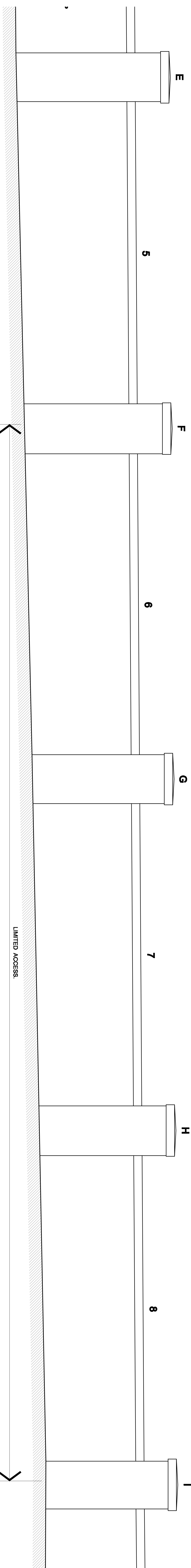
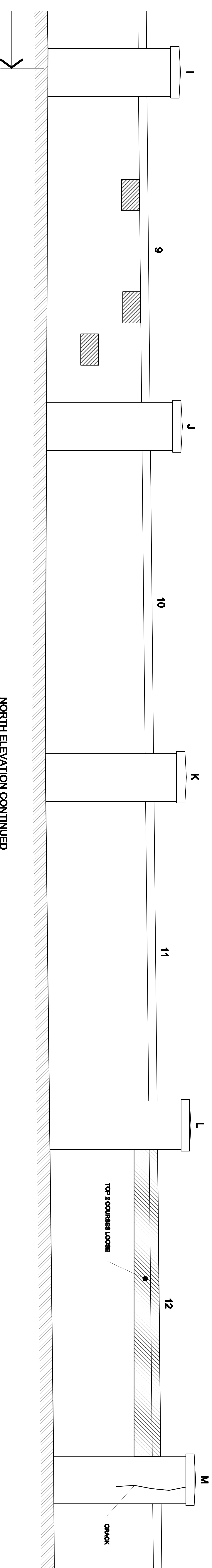


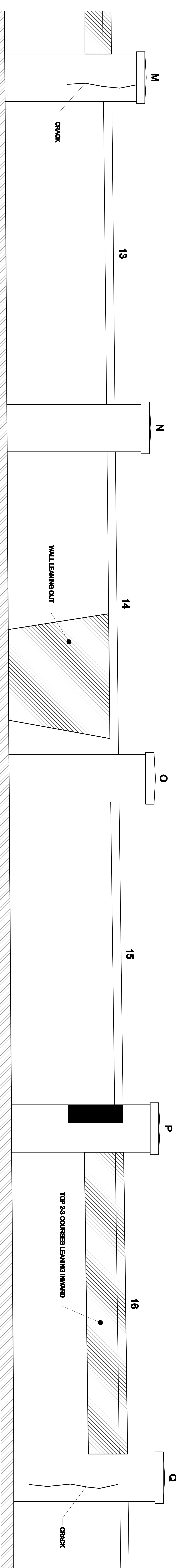
NORTH ELEVATION



NORTH ELEVATION CONTINUED



NORTH ELEVATION CONTINUED



NORTH ELEVATION CONTINUED

CONTINUED ON DRAWING No.12493/A004

The Morton Partnership

CONSULTING CIVIL & STRUCTURAL ENGINEERS,
INCORPORATING THE FIRM OF
MORTON PARTNERSHIP

0.0 THE TOWER VARD HOUSE
25 THE TOWER VARD
LONDON N1 6NF 024 3770 FAX 0207 729 1196
EMAIL: info@mortonpartnership.co.uk

LEONARDO HOUSE,
HILSWORTH, BRK
TEL: 01880 879501 FAX: 01980 879085
EMAIL: info@mortonpartnership.co.uk

8 GURFCH STREET
DOCKSIDE, L1
TEL: 01776 563883 FAX: 01776 563884
EMAIL: info@mortonpartnership.co.uk

CORAM FAMILY CAMPUS
LONDON
WC1

MAIN SITE WALL
STRUCTURAL SURVEY
NORTH ELEVATION SHEET 1

SCALE 1:200/40
DATE: APRIL 2010
DRAWN BY: TC
CHECKED BY:

DWG No. 12493/A0/03

DENOTES AREAS OF MISSING BRICKWORK

DENOTES AREAS OF POOR RECONSTRUCTION

REV	AMENDMENT	CHK	DATE