CONTINUED ON DRAWING 3205-A-GA-1016

CONTINUED ON DRAWING 3205-A-GA-1008

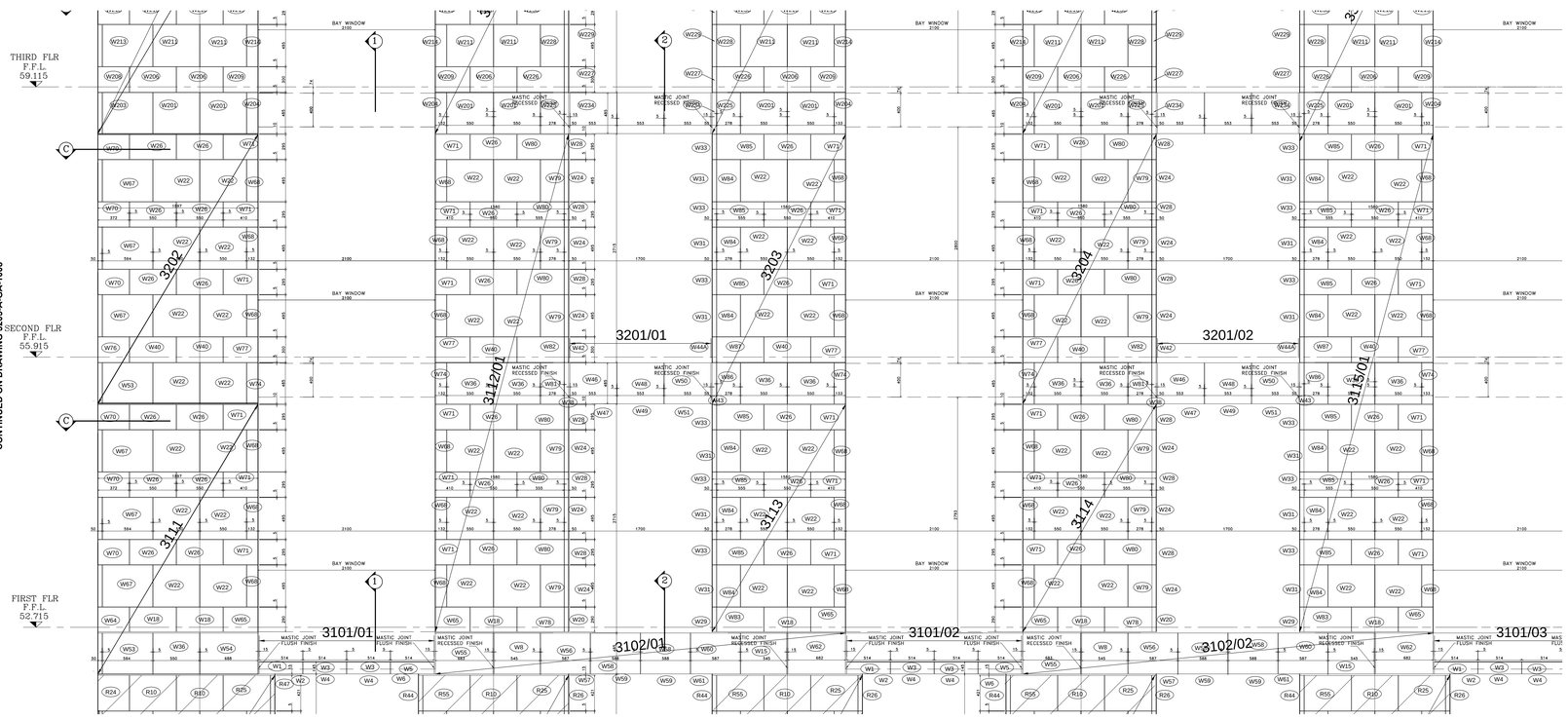

CONTINUED ON DRAWING 3205-A-GA-1010

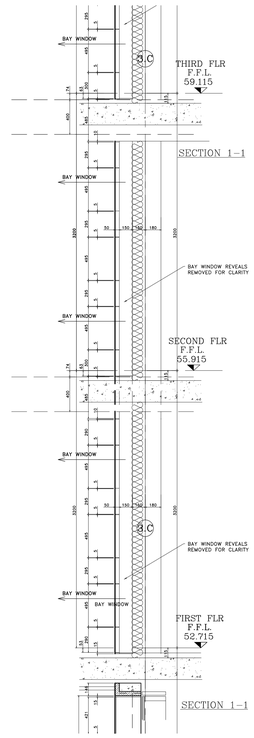

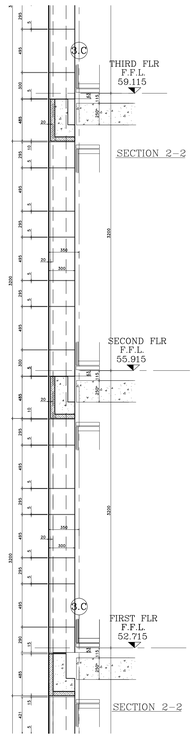

CONTINUED ON DRAWING 3205-A-GA-1002

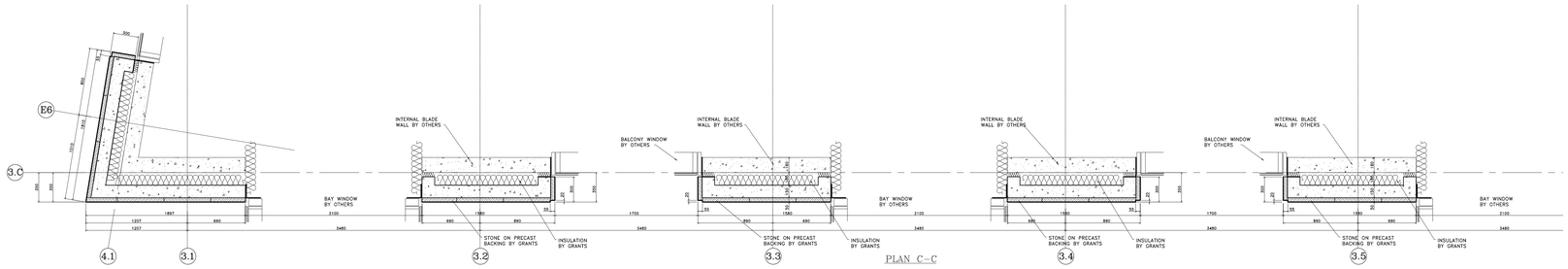

PLAN C–C

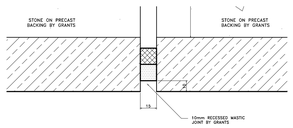

TYPICAL 10mm RECESSED MASTIC JOINT DETAIL 1:2

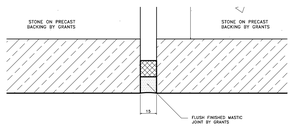

TYPICAL FLUSHED FINISHED MASTIC JOINT DETAIL 1:2

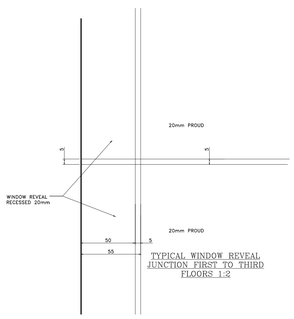

TYPICAL WINDOW REVEAL JUNCTION FIRST TO THIRD FLOORS 1:2

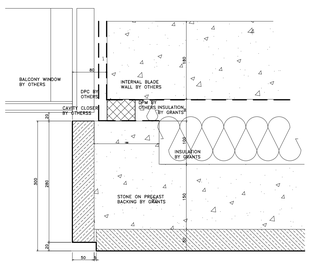

TYPICAL WINDOW REVEAL DETAIL FIRST TO FOURTH FLOORS 1:5

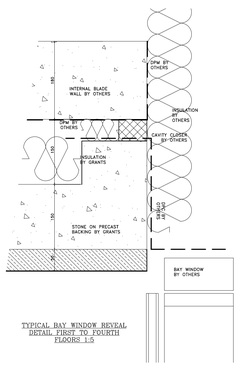

TYPICAL BAY WINDOW REVEAL DETAIL FIRST TO FOURTH FLOORS 1:5

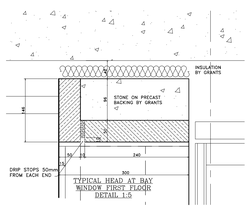

TYPICAL HEAD AT BAY WINDOW FIRST FLOOR DETAIL 1:5

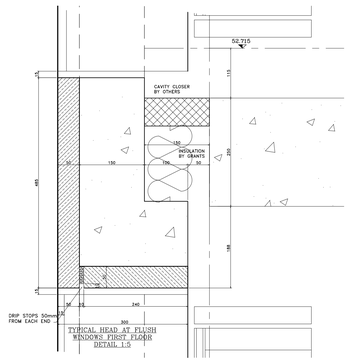

TYPICAL HEAD AT FLUSH WINDOWS FIRST FLOOR DETAIL 1:5

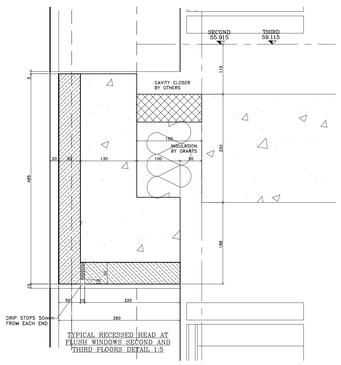

TYPICAL RECESSED HEAD AT FLUSH WINDOWS SECOND AND THIRD FLOORS DETAIL 1:5

Notes:

STONE TYPE TO RUSTICATED STONEWORK TO BE PORTLAND BOWERS ROACH SAMPLE AND RANGE TO BE APPROVED.
STONE TYPE TO NON RUSTICATED STONEWORK TO BE PORTLAND FANCY BEACH WHITBED SAMPLE AND RANGE TO BE APPROVED.
STONE TYPE TO PLINTH STONEWORK TO BE GRANITE (SAMPLE TO BE APPROVED).
STANDARD JOINTS TO BE 5mm FULLY POINTED TO APPROVED SAMPLE.
ALL MASTIC TO MATCH APPROVED SAMPLES.
ALL FIXING RESTRAINTS TO BE STAINLESS STEEL GRADE 304 AND TO BE ISOLATED FROM THE MILD STEEL TO PREVENT BIMETALLIC REACTION.
ALL STONES SHOULD HAVE NUMBERS MARKED ON UNSEEN FACES AND BE PREFIXED AS PER THE CUTTING SCHEDULES..
INSULATION TO BE KINGSPAN TW55.
ALL WATERPROOFING DPM BY OTHERS.

CDM Regulations
Design Risk Assessment:

The size and shape of individual stones for this project have been designed to satisfy the overall design requirements for the building. All persons handling and installing such stones should be aware that there are risks associated with this type of work that cannot be designed out.

RISK: INJURY
Risk Reduction:
Fixers must be suitably experienced in the handling of stones and employ lifting methods appropriate to the size and shape of that component. Access and platforms must be to the standard required by current legislation.
Reference must always be made to COSSH information for the materials being used.

Rev.	Reason For Issue	Date
B	Stone and Panel references added.	13.06.13
A	Updated to Architects comments.	14.05.13

This shop drawing is the property of Grants and is for the use only by the contracted parties. Any changes made by other parties will invalidate this shop drawing. Grants are not responsible for any errors occurring through the use of this drawing by other parties. Do not scale drawing.

GRANTS INTERNATIONAL STONE CONTRACTORS
GRANTS of SHOREDITCH LTD
GRANTS HOUSE, PROSPECT WAY
HUTTON, BRENTWOOD
ESSEX, CM13 1XD
Tel: 020 7739 3580 Fax: 020 7613 3610
E-mail: office@grantsltd.com

Project:
ST EDMUNDS TERRACE
LONDON

Architect:
SQUIRE AND PARTNERS

Contractor:
MACE

Drawing Title:
BLOCK 3
EAST ELEVATION LEFT HAND END
FIRST TO THIRD FLOORS

Drawn By:	Checked By:	Scale:	Date:	Revision:
JM		1:25@A0	9/04/13	B

Drawing No.
3205-A-GA-1009