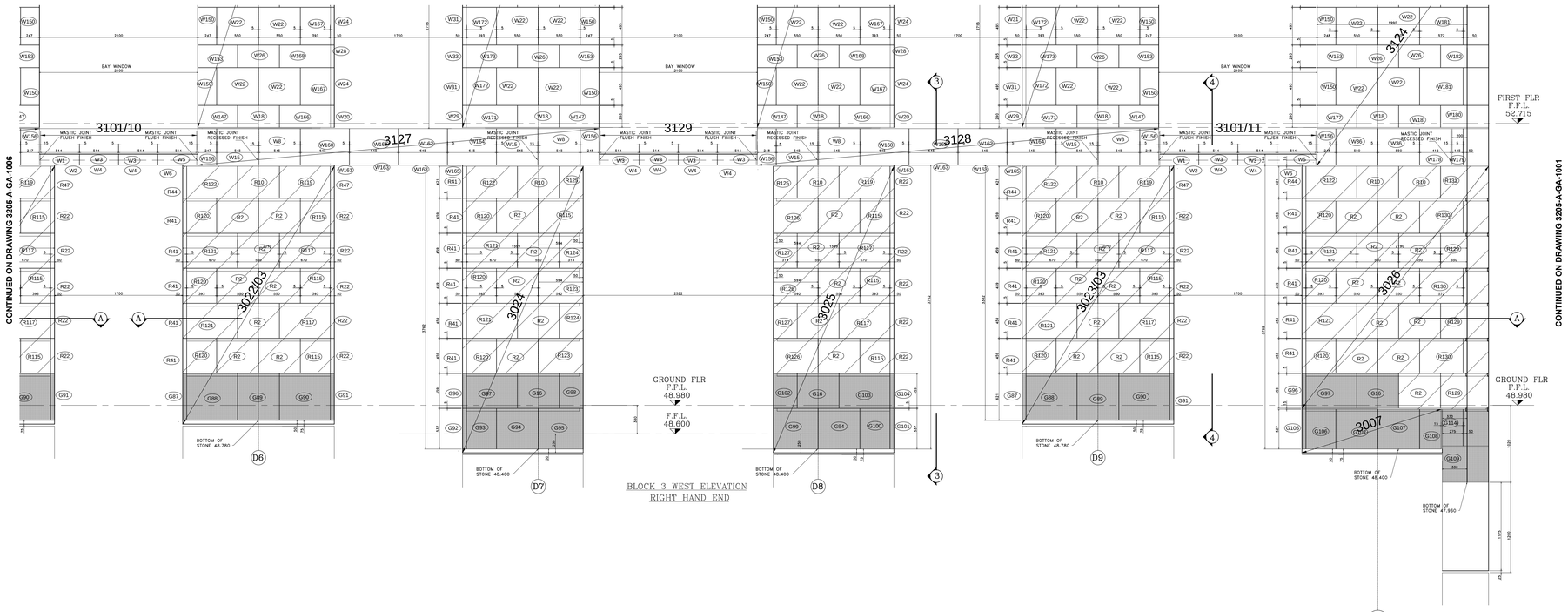


BLOCK 3 WEST ELEVATION
RIGHT HAND END

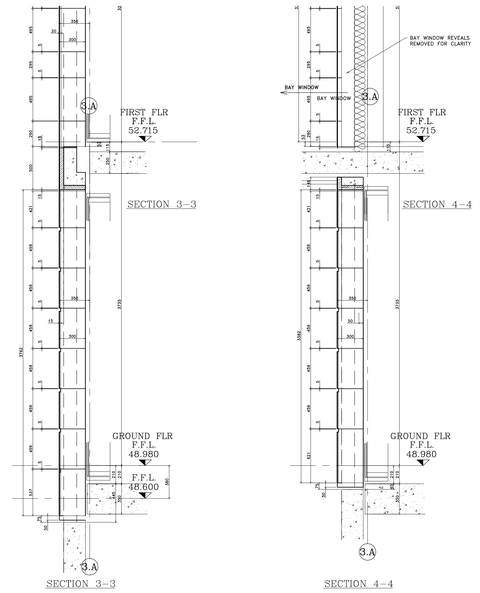


SECTION 3-3

SECTION 4-4

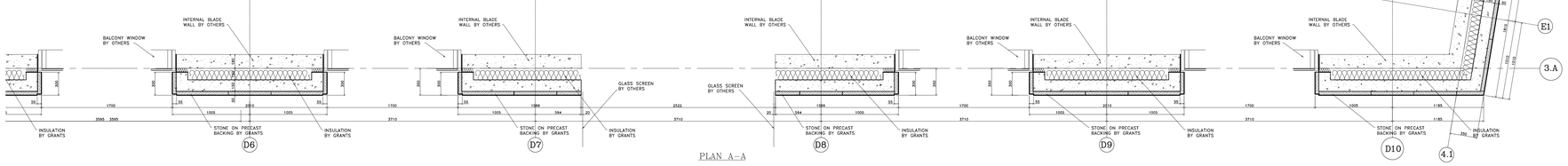


PLAN A-A

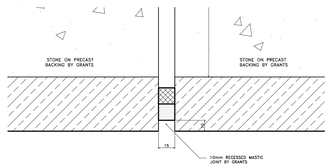


TYPICAL 10mm RECESSED MASTIC JOINT DETAIL 1:2

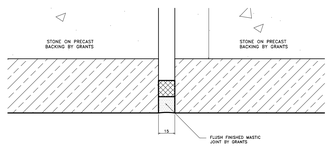


TYPICAL FLUSHED FINISHED MASTIC JOINT DETAIL 1:2

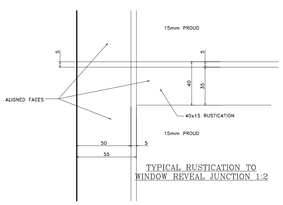


TYPICAL RUSTICATION TO WINDOW REVEAL JUNCTION 1:2

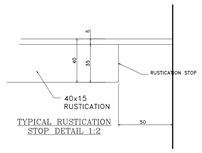


TYPICAL RUSTICATION STOP DETAIL 1:2

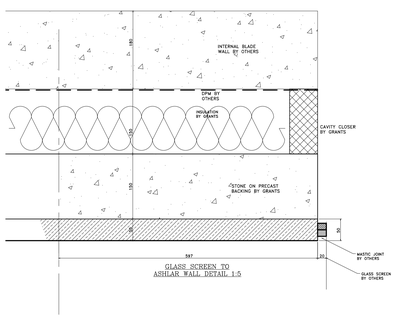


GLASS SCREEN TO ASHLAR WALL DETAIL 1:5

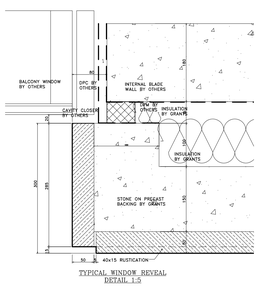


TYPICAL WINDOW REVEAL DETAIL 1:5

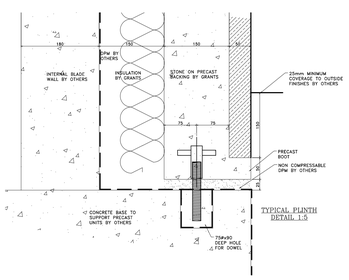


TYPICAL PLINTH DETAIL 1:5

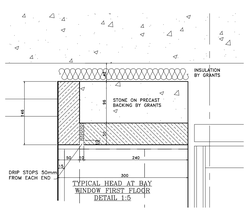


TYPICAL HEAD AT BAY WINDOW FIRST FLOOR DETAIL 1:5

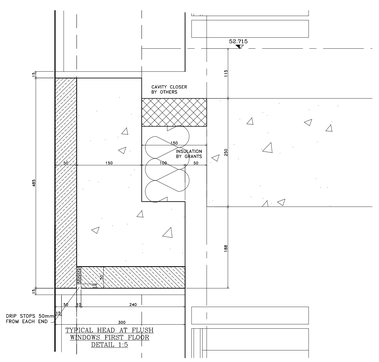


TYPICAL HEAD AT FLUSH WINDOWS FIRST FLOOR DETAIL 1:5

## Notes:

STONE TYPE TO RUSTICATED STONEWORK TO BE PORTLAND BOWERS ROACH SAMPLE AND RANGE TO BE APPROVED.
STONE TYPE TO NON RUSTICATED STONEWORK TO BE PORTLAND FANCY BEACH WHITBED SAMPLE AND RANGE TO BE APPROVED.
STONE TYPE TO PLINTH STONEWORK TO BE GRANITE (SAMPLE TO BE APPROVED).
STANDARD JOINTS TO BE 5mm FULLY POINTED TO APPROVED SAMPLE.
ALL MASTIC JOINTS TO MATCH APPROVED SAMPLES.
ALL FIXING RESTRAINTS TO BE STAINLESS STEEL GRADE 304 AND TO BE ISOLATED FROM THE MILD STEEL TO PREVENT BIMETALLIC REACTION.
ALL STONES SHOULD HAVE NUMBERS MARKED ON UNSEEN FACES AND BE PREFIXED AS PER THE CUTTING SCHEDULES.
INSULATION TO BE KINGSPAN TW55.
ALL WATERPROOFING DPM BY OTHERS.

CDM Regulations
Design Risk Assessment:

The size and shape of individual stones for this project have been designed to satisfy the overall design requirements for the building. All persons handling and installing such stones should be aware that there are risks associated with this type of work that cannot be designed out.

RISK: INJURY
Risk Reduction:
Fixers must be suitably experienced in the handling of stones and employ lifting methods appropriate to the size and shape of that component. Access and platforms must be to the standard required by current legislation.
Reference must always be made to COSSH information for the materials being used.

| Rev. | Reason For Issue | Date |
|---|---|---|
| D | Stone and Panel references added. | 06.06.13 |
| C | UPDATED TO ARCHITECTS COMMENTS. | 2.05.13 |
| B | Updated to Architects comments. | 17.04.13 |
| A | Updated to Architects comments. | 28.03.13 |

This shop drawing is the property of Grants and is for the use only by the contracted parties. Dimensions and details of the work are available from the architect or engineer. Grants are not responsible for any errors occurring through the use of this drawing by other parties. Do not scale drawing.

GRANTS INTERNATIONAL STONE CONTRACTORS
GRANTS of SHOREDITCH LTD
GRANTS HOUSE, PROSPECT WAY
HUTTON, BRENTWOOD
ESSEX, CM13 1XD
Tel: 020 7729 3380 Fax: 020 7613 3610
E-mail: office@grantsltd.com

Project:
ST EDMUNDS TERRACE
LONDON

Architect:
SQUIRE AND PARTNERS

Contractor:
MACE

Drawing Title:
BLOCK 3
WEST ELEVATION RIGHT HAND END
GROUND TO FIRST FLOOR

| Drawn By: | Checked By: | Scale: | Date: | Revision: |
|---|---|---|---|---|
| JM | | 1:25@A0 | 14/03/13 | D |

Drawing No.
3205-A-GA-1007