

REFLECTED CEILING PLAN

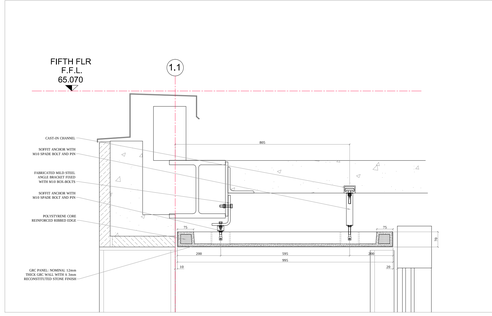

TYPICAL SECTION (BETWEEN GRIDLINES - SOUTH ELEVATION)

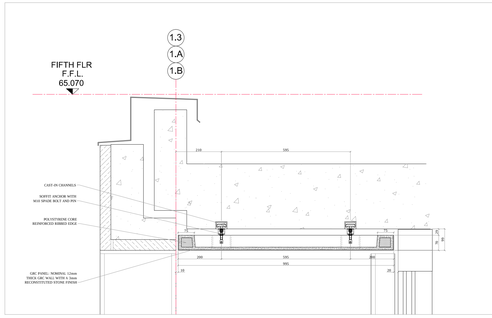

TYPICAL SECTION (BETWEEN GRIDLINES - NORTH, WEST & EAST ELEVATIONS)

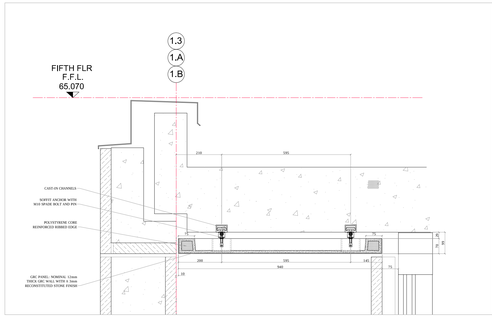

TYPICAL SECTION (ALONG GRIDLINES - NORTH, WEST & EAST ELEVATIONS)

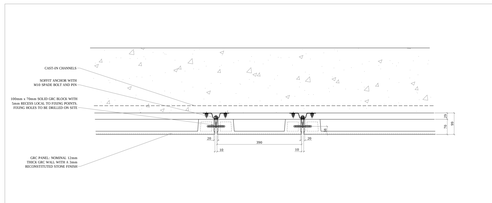

TYPICAL SECTION (ACROSS PANEL JOINTS - NORTH, WEST & EAST ELEVATIONS)

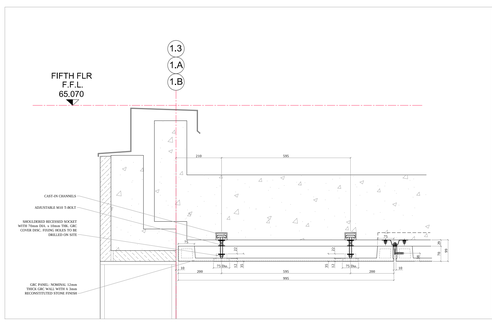

TYPICAL SECTION (CORNER PANEL CONCEALED FIXINGS)

BCM GRC Limited
Unit 22 Civic Industrial Park
Whitchurch
Shropshire
SY13 1TT
Visit www.bcmgrc.com
Tel. 01948 665321
Fax 01948 666381
E-mail info@bcmgrc.com

1. Do not scale.
2. Tolerances -3mm/+3mm.
3. All cast in sockets are stainless steel, therefore stainless steel bolts are required in all cases. Isolation washers will need to be implemented where galvanised steel occurs.
4. Torque setting for standard M8 ST/ST cast in sockets is 10.6Nm.

CDM Regulations
Design Risk Assessment:

The size and shape of individual stones for this project have been designed to satisfy the overall design requirements for the building. All persons handling and installing such stones should be aware that there are risks associated with this type of work that cannot be designed out.

RISK: INJURY
Risk Reduction:
Fixers must be suitably experienced in the handling of stones and employ lifting methods appropriate to the size and shape of that component. Access and platforms must be to the standard required by current legislation.
Reference must always be made to COSSH information for the materials being used.

Rev.	Reason For Issue	Date

This shop drawing is the property of Grants and is for the use only by the contracted parties.
Any changes made by other parties will invalidate this shop drawing.
Grants will not be responsible for any errors occurring through the use of this drawing by other parties.
Do not scale drawing.

GRANTS
INTERNATIONAL STONE CONTRACTORS
GRANTS of SHOREDITCH LTD
GRANTS HOUSE, PROSPECT WAY
HUTTON, BRENTWOOD
ESSEX, CM13 1XD
Tel: 020 7729 3300 Fax: 020 7613 3810
E-mail: office@grantsltd.com

Project:
ST EDMUNDS TERRACE
LONDON

Architect:
SQUIRE AND PARTNERS

Contractor:
MACE

Drawing Title:
BLOCK 1
4th FLOOR
GRC Panel setting out

Drawn By:	Checked By:	Scale:	Date:	Revision:
TAG		1:50 / 1:10 @ A0	13.08.13	0

Drawing No.
3205-A-DR-2001